

# County of Santa Clara



## Finance Agency Controller-Treasurer Department

County Government Center  
70 W. Hedding Street, East Wing, 2nd Floor  
San Jose, California 95110-1705  
(408) 299-5200 FAX (408) 288-9237

May 12, 2022

Submitted by: DocuSigned by:  
*Margaret Olaiya*  
88C20E0A14E143D  
Margaret Olaiya, Finance Director

TO: BOARD OF TRUSTEES, SANTA CLARA COUNTY SCHOOL DISTRICTS  
BOARDS OF DIRECTORS, SANTA CLARA COUNTY SPECIAL PURPOSE DISTRICTS

FROM: MARIA OBERG, ASSISTANT CONTROLLER-TREASURER DocuSigned by:  
*Maria Oberg*  
9ABA3FDE7592488...

SUBJECT: COUNTY OF SANTA CLARA TREASURY INVESTMENT PORTFOLIO STATUS

### RECOMMENDATION

Receive and file the March 31, 2022, Detailed Investment Portfolio Listing.

### DISCUSSION

In compliance with the State of California Government Code as amended by Chapters 783 and 784, Statutes of 1995 and in compliance with County Policy, the Santa Clara County Treasury Investment Portfolio Report as of March 31, 2022, is submitted for your review and acceptance.

The attached detailed investment reports list each investment of the County Treasury Pool, as well as individual reports for specific investment funds that each school district or special district has in the County Treasury. The reports include the respective purchase and maturity dates, par value, amortized cost, market value, and yield to maturity for each investment.

A summary of market value versus cost is provided below for Commingled Investments of the County Pool.

	Cost	Market Value	Increase (Decrease)	Percent
Commingled Investments	\$ 10,519,272,787	\$ 10,314,119,075	-\$ 205,153,712	-1.95%

TO: SANTA CLARA COUNTY SCHOOL DISTRICTS AND SPECIAL PURPOSE DISTRICTS

Page 2

The yield of the Pool on March 31, 2022 was .79%. As a comparison, on March 31, 2022 the yield of a 6-month Treasury Bill was 1.01%. A two-year Treasury Note was 2.34%. The State of California Local Agency Investment Fund (LAIF) yield was .37%.

Attached with the current investment-economic outlook is a schedule that lists the average weighted maturities and yield for the Commingled Investment Pool. Charts outlining investment concentration and distribution of bond maturities are provided for the Pool. Also included is a chart showing the one-year history of the Pool along with interest rates offered by selected comparable instruments.

Securities are purchased with the expectation that they will generally be held to maturity, hence unrealized gains or losses are not reflected in the yield calculations.

The market values of Pool securities were taken from pricing services provided by Bank of New York Mellon, Bloomberg Analytics, dealer quotes, and an independent pricing service.

A combination of maturing securities, new revenues, and tax receipts will adequately cover the anticipated cash flow needs for the next six months. Cash flows are continually monitored and are considered paramount in the selection of securities purchased for the Pool.

Attachments:

March 31, 2022, Quarterly Investment Report



# Quarterly Investment Report

March 31, 2022



## Quarterly Investment Review Table of Contents

### Quarterly Investment Report Table of Contents

Summary of Cost Values versus Market Values and Yields	1
Economic Update and Portfolio Strategy	2
Liquidity Adequacy and Review and Monitoring	4
Commingled Pool: Allocation by Security Types	5
Commingled Pool: Allocation by Ratings	6
Commingled Pool: Holdings by Issuer	7
Commingled Pool: Historical Month End Book Values	8
Commingled Pool: Distribution by Maturity	9
Commingled Pool: Yield to Maturity and Weighted Average Maturity	10
Approved Issuers and Broker/Dealers	11
Commingled Pool: Compliance with Investment Policy	12
Commingled Pool: Month Ended January 31, 2022	13
Commingled Pool: Month Ended February 28, 2022	14
Holdings Report: Commingled Pool	15
Holdings Report: Worker's Compensation	31
Holdings Report: Park Charter Fund	32
Holdings Report: San Jose-Evergreen	33
Transaction Activity Report	34

Board of Supervisors: Mike Wasserman, Cindy Chavez, Dave Cortese, Susan Ellenberg, S. Joseph Simitian

County Executive: Jeffrey V. Smith



## Santa Clara County Commingled Pool and Segregated Investments

March 31, 2022

Fund	Cost Value**	Market Value	Variance	% Variance
Commingled Investment Pool	\$10,519,272,787	\$10,314,119,075	-\$205,153,712	-1.95%
Worker's Compensation	\$30,073,554	\$29,379,536	-\$694,019	-2.31%
Park Charter Fund	\$4,424,938	\$4,339,597	-\$85,341	-1.93%
San Jose-Evergreen	\$21,276,107	\$21,224,666	-\$51,441	-0.24%
Medical Malpractice Insurance Fund (1)	\$9,815,115	\$9,552,509	-\$262,606	-2.68%
<b>Total</b>	<b>\$10,584,862,501</b>	<b>\$10,378,615,383</b>	<b>-\$206,247,119</b>	<b>-1.95%</b>

(1) Managed by Chandler Asset Management, Inc.

### Summary of Yields\* for Select Santa Clara County Investment Funds

Fund	2022			2021
	Jan 31	Feb 28	Mar 31	Mar 31
Commingled Investment Pool	0.68%	0.72%	0.79%	0.85%
Worker's Compensation	0.87%	0.87%	1.21%	1.42%
<b>Weighted Yield</b>	<b>0.68%</b>	<b>0.72%</b>	<b>0.79%</b>	<b>0.85%</b>

\*Yield to maturity (YTM) is the rate of return paid on a bond, note, or other fixed income security if the investor buys and holds it to its maturity date and if the coupon interest paid over the life of the bond is reinvested at the same rate as the coupon rate. The calculation for YTM is based on the coupon rate, length of time to maturity, and market price at time of purchase.

Yield is a snapshot measure of the yield of the portfolio on the day it was measured based on the current portfolio holdings on that day. This is not a measure of total return, and is not intended to be, since it does not factor in unrealized capital gains and losses and reinvestment rates are dependent upon interest rate changes

\*\*Cost Value is the amortized book value of the securities as of the date of this report.



## Santa Clara County Commingled Pool and Segregated Investments

### Economic Update and Portfolio Strategy

March 31, 2022

The U.S. domestic economy continued to exhibit strong momentum during the first quarter evidenced by strength in labor markets and robust consumer demand. As the Federal Reserve Bank (Fed) begins tightening monetary policy through higher interest rates to constrain disturbing inflation trends, this momentum may be threatened. The U.S. consumer price index (CPI) increased in March by 8.5 percent from a year earlier following a 7.9 percent annual gain in February, both the highest since the early 1980s. The impact of higher interest rates on the overall economy is only in the beginning stages and has yet to be fully realized. One initial effect has been the rise in mortgage rates that is making purchasing homes less affordable. So far, a material deceleration of growth has not occurred. The labor market remains resilient. The unemployment rate fell to 3.6 percent in March from 3.8 percent the prior month, and nearly matched the February 2020, pre-pandemic unemployment rate of 3.5 percent, which was a 50-year low. The current tight labor market has boosted wages and enticed more workers return to the labor force. Unemployment rates has fallen broadly across all major demographic groups and the total number of job openings currently exceed the unemployed by 70 percent.

Due to strength of consumer spending and business investment, economists dismissed the tepid 1.4 percent annualized GDP contraction in the first quarter 2022 as non-consequential. A build-up of excess inventories from the prior quarter eventually led to a subsequent cut in production and orders once demand had been satisfied. The prior quarter's 6.9 percent GDP growth contained 5.3 percentage points related to inventory building.

Weeks before Russia's invasion of Ukraine, Federal Reserve Bank policy makers had already begun laying the groundwork for a series of rate increases, to address concerns that inflation was approaching a zone in which containment would be difficult. Inflation had begun to outpace wage growth, effectively dealing a pay cut to many Americans and dampening consumer demand. Soon afterwards, initial inflation catalysts including supply-chain disruptions, soaring prices of durable goods, especially autos and demand for workers were further exasperated by the Ukrainian conflict and Covid-19 lock-downs in China. The domestic U.S. and global economy now face higher prices for energy and key commodities, which will increase costs to transport and manufacture a range of goods, while the conflict further disrupts global shipping networks. Meanwhile, inflation has spread well beyond durables to a wider range of goods and services and producer prices have been exhibiting broad gains. All these factors reinforced pressure on Fed policy makers to not only raise rates but to do so more aggressively.

In March, the Fed hiked its benchmark rate by a quarter point and on May 4th increased the rate by an additional one half point to a target range between 0.75 to 1 percent. Policymakers have indicated more increases to come. Initial projections by the Fed suggested rate hikes would continue until they reach 2 percent by December. The accelerated path most recently outlined by the Fed would now allow the bank to attain this 2 percent goal by July. Policymakers intend to shrink the massive holdings of Treasuries and mortgage-backed securities sitting on the Fed's balance sheet, a measure they believe will play an important role in amplifying the impact of interest rate hikes. Starting in June, reductions should occur at a monthly pace of \$47.5 billion, ramping up over three months to \$95.0 billion per month. Adding additional supply to the outstanding universe of securities should pressure prices and force bond yields higher.



## Santa Clara County Commingled Pool and Segregated Investments

### Economic Update and Portfolio Strategy

March 31, 2022

Economists worry that the Fed's efforts to rein in inflation with more aggressive monetary policy will result in an abrupt slowdown or recession. Growth was already expected to slow this year after 2021's strong 5.7 percent expansion. So far, Consumer spending which is by far the largest contributor to economic activity has been resilient. March retail sales which grew .5 percent from the prior month and despite the boost from higher gasoline prices, reflected growth from discretionary categories including apparel and restaurant spending. Easing in pandemic-related restrictions continues to support consumer spending. Even with headwinds like rising prices and the expiration of fiscal stimulus payments, the consumer continues to be bolstered by historically low unemployment, high savings, and a sizable wealth effect from robust gains in stock and housing prices.

Initially, the impact of higher borrowing costs most likely will be felt in the housing market, a sector generally considered over-heated but also represents the largest expenditure for most U.S. households. Home prices in 20 of the largest U.S. cities rose by 20.2 percent in February 2022 from the prior year according to the S&P CoreLogic Case-Schiller index. Mortgage rates have been soaring since the start of the year. Most recently, the average for a 30-year loan, which is heavily influenced by Treasury yields, reached 5.27 percent, the highest level since 2009. As recently as the end of 2021, rates were 3.11 percent. The quick rise in mortgage rates, rising home prices, escalating construction costs and a limited inventory of available housing have significantly decreased housing affordability.

The interest rates of U.S. government securities along with those of most domestic bonds have risen in anticipation of tighter monetary policy and consequently have suffered substantial price declines. Bond prices and yield are inversely related and hence, move in opposite directions. Although the Fed has increased, so far, its policy rate, fed funds only twice, the two-year Treasury yield has already increased by 203 basis points from .69 percent on December 31, 2021, to 2.72 percent most recently on May 5th. Likewise, ten-year Treasury yields rose almost as much over the same period to 3.08 percent from 1.51 percent, a 157-basis point surge. The bond market's bearish tone has been further reinforced by selloff in government debt from the euro-area on heightened expectations for rate hikes later this summer in the region.

The portfolio strategy continues to focus on the:

- (1) acquisition of high-quality issuers;
- (2) identifying and selecting bonds with attractive valuations;
- (3) appropriately sizing the liquidity portion of the portfolio to ensure adequate cash for near term obligations; and
- (4) ensuring that monies targeted for longer term investments are deployed in vehicles with favorable risk-adjusted yields.



## Santa Clara County Commingled Pool and Segregated Investments

### Portfolio Liquidity Adequacy, Review, and Monitoring

March 31, 2022

#### **Yield and Weighted Average Maturity**

The yield of the Commingled Pool is 0.79 and the weighted average life is 675 days.

#### **Liquidity Adequacy**

The County Treasurer believes the Commingled Pool contains sufficient cash flow from liquid and maturing securities, bank deposits and incoming cash to meet the next six months of expected expenditures.

#### **Review and Monitoring**

FHN Financial Main Street Advisors, the County's investment advisor, currently monitors the Treasury Department's investment activities.

#### **Additional Information**

Securities are purchased with the expectation that they will be held to maturity, so unrealized gains or losses are not reflected in the yield calculations.

The market values of securities were taken from pricing services provided by the Bank of New York Mellon, Bloomberg Analytics, dealer quotes, and an independent pricing service.



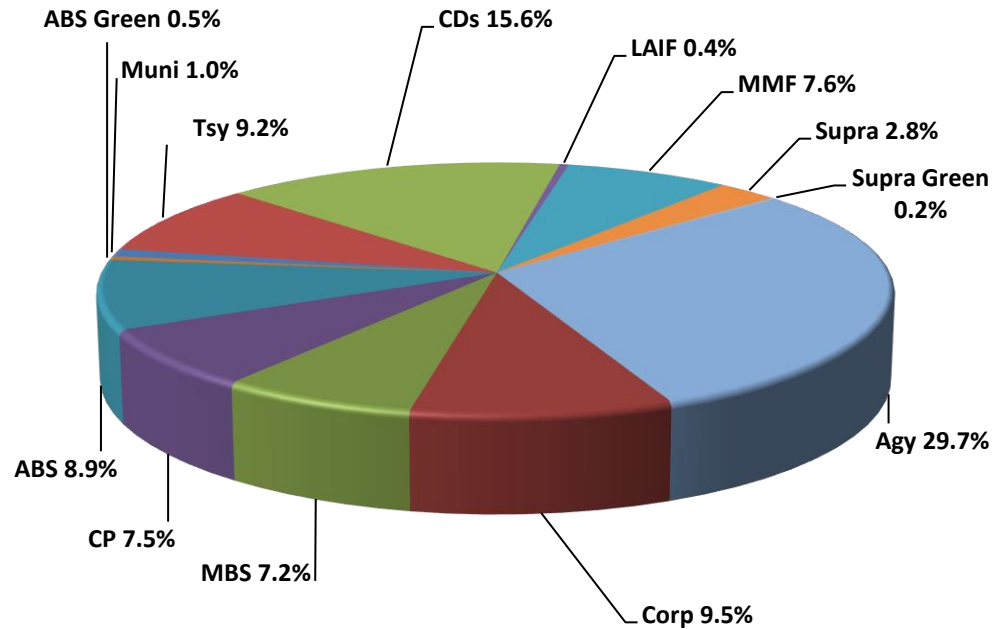


## Santa Clara County Commingled Pool

### Allocation by Security Types

March 31, 2022

Sector	3/31/2022	12/31/2021	% Chng
Federal Agencies	29.73%	28.60%	1.1%
Corporate Bonds	9.50%	7.87%	1.6%
Mortgage Backed Securities	7.19%	6.41%	0.8%
Commercial Paper	7.48%	10.37%	-2.9%
ABS	8.89%	7.60%	1.3%
ABS Green Bonds	0.47%	0.27%	0.2%
Municipal Securities	0.97%	0.92%	0.1%
U.S. Treasuries	9.17%	9.17%	0.0%
Negotiable CDs	15.59%	15.97%	-0.4%
LAIF	0.41%	0.39%	0.0%
Money Market Funds	7.55%	9.58%	-2.0%
Supranationals	2.82%	2.43%	0.4%
Supranationals Green Bonds	0.23%	0.44%	-0.2%
<b>Total</b>	<b>100.00%</b>	<b>100.00%</b>	



Sector	3/31/2022	12/31/2021
Federal Agencies	3,127,034,107	3,197,295,230
Corporate Bonds	999,803,424	879,370,076
Mortgage Backed Securities	755,887,855	716,177,570
Commercial Paper	787,284,454	1,158,777,524
ABS	935,073,222	849,793,066
ABS Green Bonds	48,993,778	29,996,769
Municipal Securities	102,196,141	102,555,590
U.S. Treasuries	964,281,931	1,025,162,662
Negotiable CDs	1,639,901,049	1,784,901,678
LAIF	43,212,399	43,187,537
Money Market Funds	794,323,347	1,071,065,184
Supranational	296,816,390	271,852,631
Supranationals Green Bonds	24,464,690	49,424,441
<b>Total</b>	<b>10,519,272,787</b>	<b>11,179,559,958</b>

Amounts are based on book value

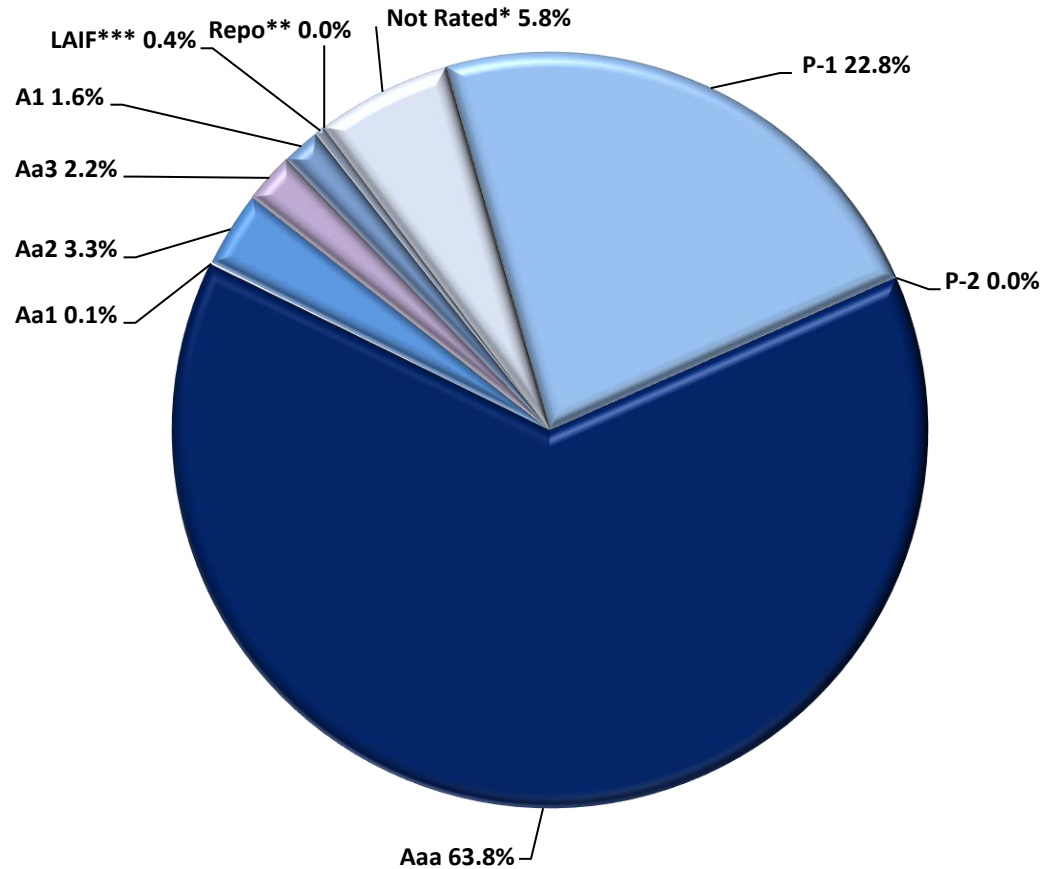


## Santa Clara County Commingled Pool

### Allocation by Ratings

March 31, 2022

Moody's Rating	Portfolio \$	Portfolio %
P-1	2,402,295,064	22.8%
P-2	-	0.0%
Aaa	6,715,335,217	63.8%
Aa1	7,538,891	0.1%
Aa2	342,668,291	3.3%
Aa3	228,215,114	2.2%
A1	170,006,746	1.6%
A2	2,495,000	0.0%
A3	-	0.0%
LAIF***	43,212,399	0.4%
Repo**	-	0.0%
Not Rated*	607,506,066	5.8%
<b>Total</b>	<b>10,519,272,787</b>	<b>100.0%</b>



\*Not Rated by Moody's but at least A-1 & F1 by S&P & Fitch.

\*\*Repurchase Agreements are not rated, but are collateralized by U.S. Treasury securities or securities issued by the Federal Agencies of the U.S.

\*\*\*LAIF is not rated, but is comprised of State Code allowable securities

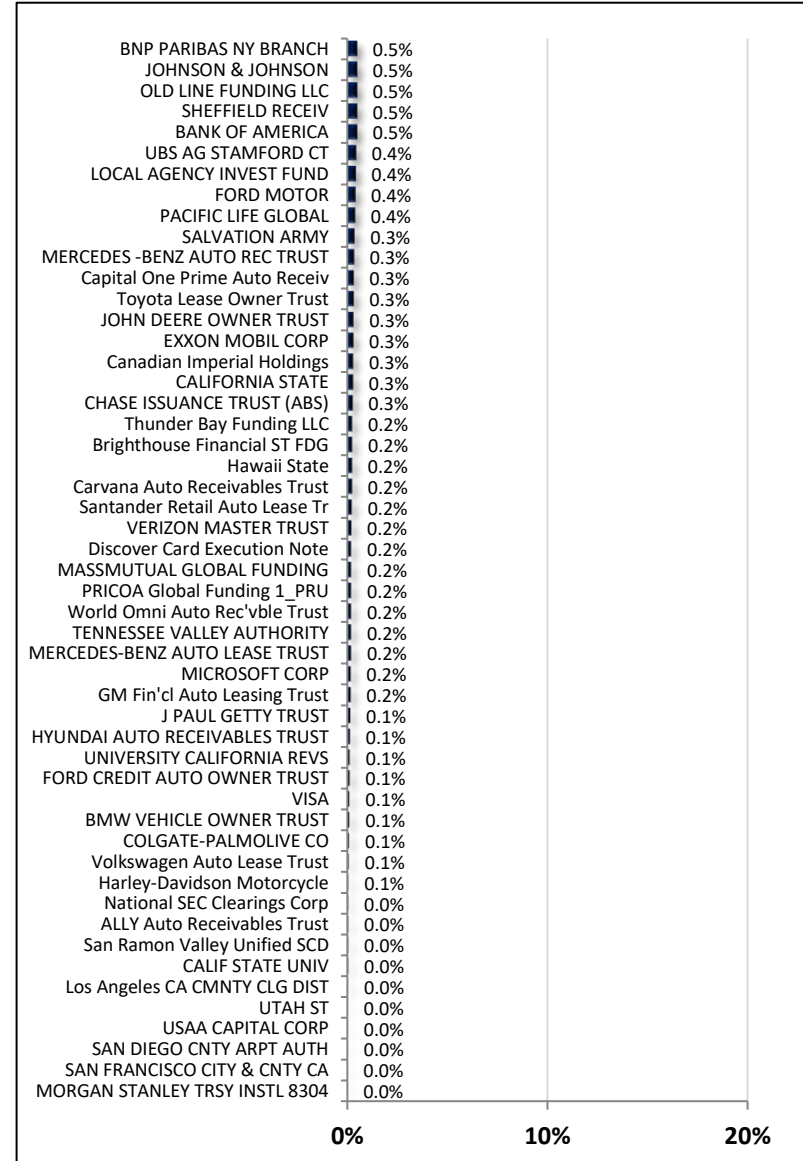
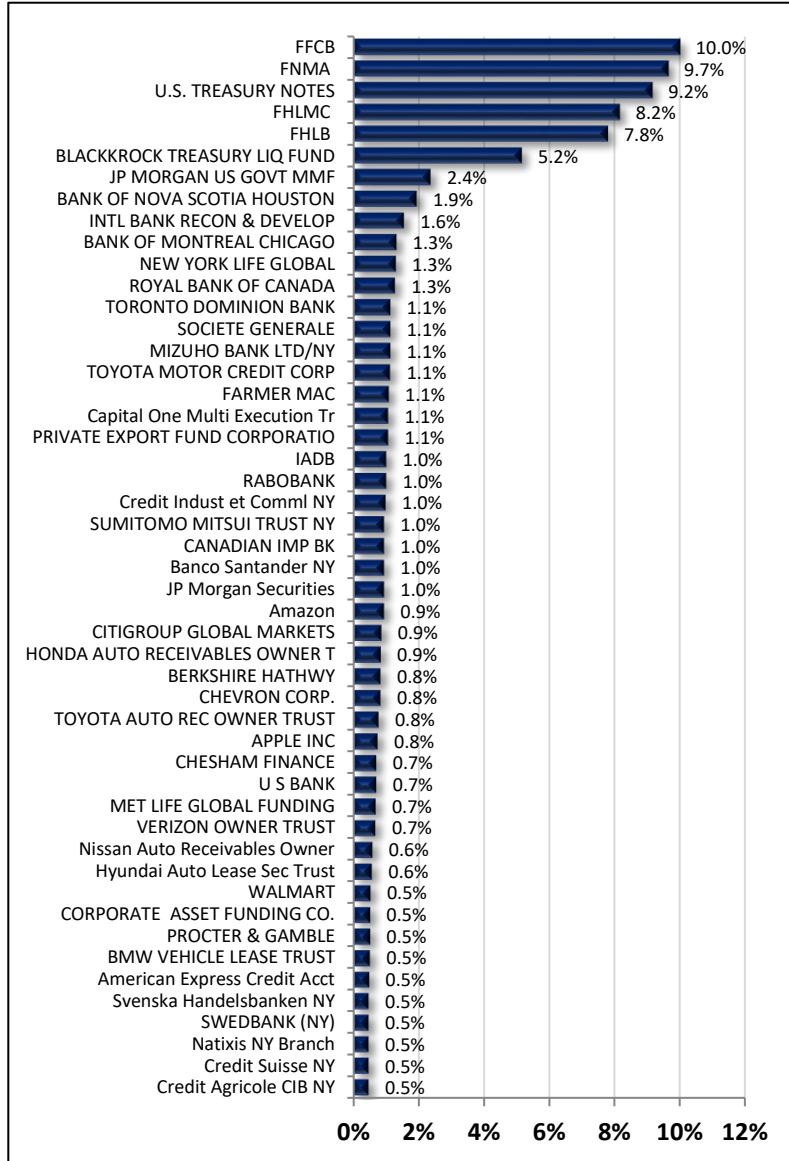
Amounts are based on book values



## Santa Clara County Commingled Pool

### Holdings by Issuer - Percent of Commingled Pool

March 31, 2022



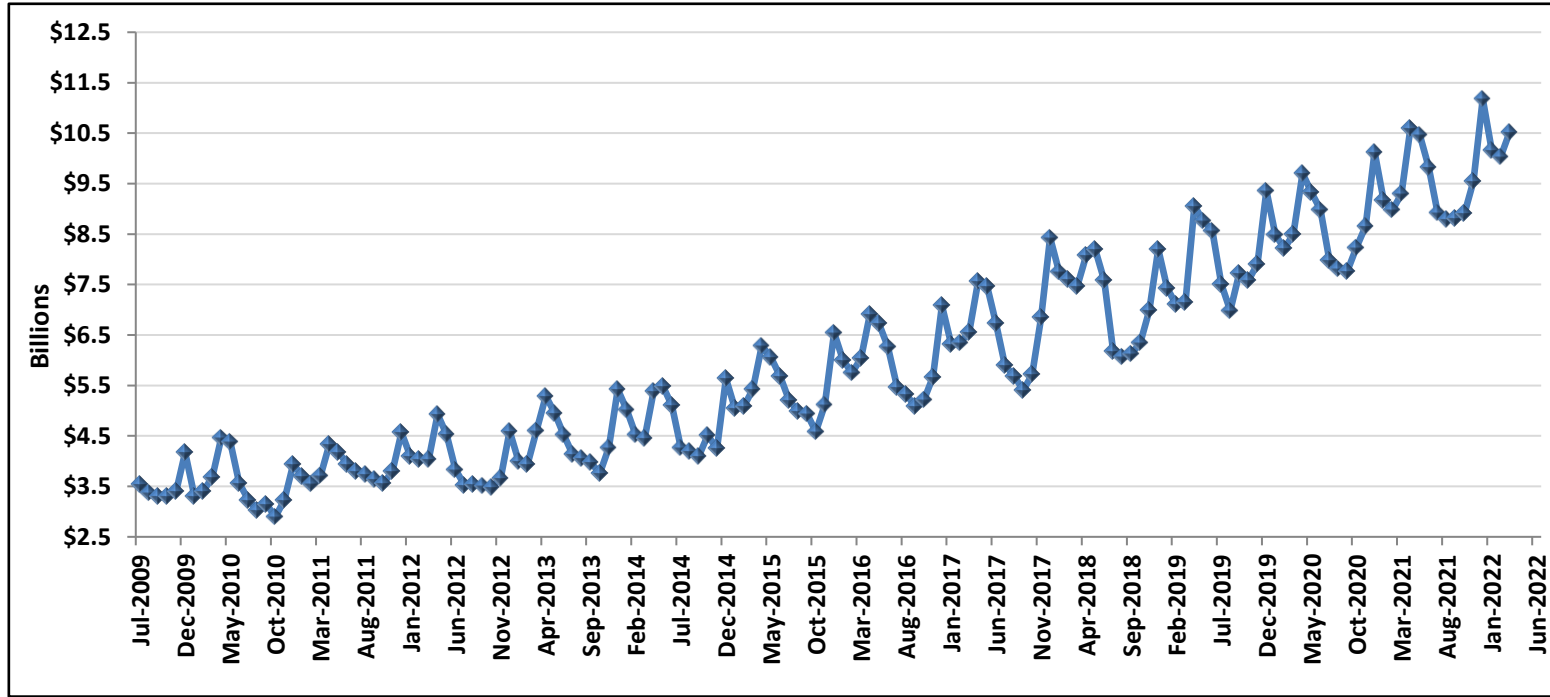
Amounts are based on book values



## Santa Clara County Commingled Pool

### Historical Month End Book Values

March 31, 2022



Fiscal Year	Jul	Aug	Sep	Oct	Nov	Dec	Jan	Feb	Mar	Apr	May	Jun
FY 2012	\$3.801	\$3.736	\$3.637	\$3.555	\$3.805	\$4.567	\$4.097	\$4.040	\$4.032	\$4.926	\$4.525	\$3.833
FY 2013	\$3.508	\$3.517	\$3.515	\$3.469	\$3.645	\$4.600	\$3.918	\$3.982	\$4.606	\$5.286	\$4.952	\$4.521
FY 2014	\$4.133	\$4.052	\$3.975	\$3.758	\$4.271	\$5.419	\$5.019	\$4.520	\$4.461	\$5.386	\$5.487	\$5.108
FY 2015	\$4.267	\$4.194	\$4.096	\$4.051	\$4.247	\$5.639	\$5.045	\$5.085	\$5.420	\$6.284	\$6.065	\$5.690
FY 2016	\$5.212	\$4.990	\$4.941	\$4.587	\$5.120	\$6.543	\$5.997	\$5.752	\$6.040	\$6.911	\$6.728	\$6.263
FY 2017	\$5.469	\$5.328	\$5.088	\$5.220	\$5.671	\$7.082	\$6.319	\$6.348	\$6.550	\$7.556	\$7.469	\$6.730
FY 2018	\$5.898	\$5.689	\$5.408	\$5.720	\$6.850	\$8.427	\$7.754	\$7.608	\$7.472	\$8.079	\$8.192	\$7.584
FY 2019	\$6.180	\$6.068	\$6.127	\$6.350	\$6.987	\$8.199	\$7.425	\$7.105	\$7.151	\$9.054	\$8.767	\$8.565
FY 2020	\$7.510	\$6.984	\$7.179	\$7.583	\$7.909	\$9.363	\$8.487	\$8.219	\$8.494	\$9.705	\$9.321	\$8.977
FY 2021	\$7.976	\$7.814	\$7.767	\$8.234	\$8.653	\$10.129	\$9.174	\$8.981	\$9.296	\$10.594	\$10.473	\$9.829
FY 2022	\$8.922	\$8.794	\$8.809	\$8.909	\$9.553	\$11.180	\$10.167	\$10.031	\$10.519			

Amounts in billions

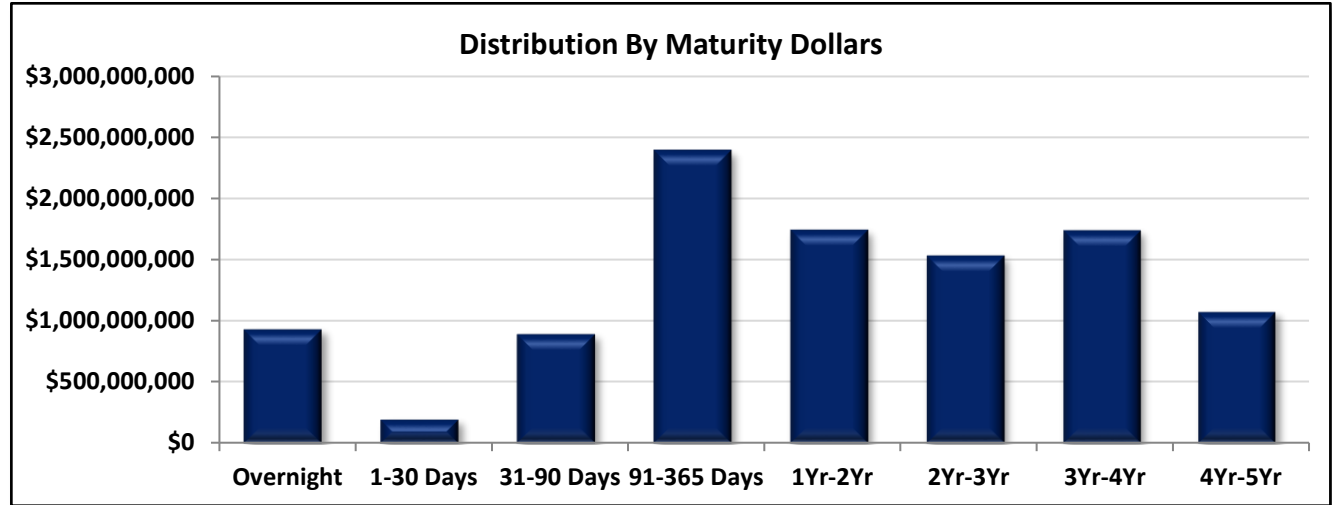


## Santa Clara County Commingled Pool

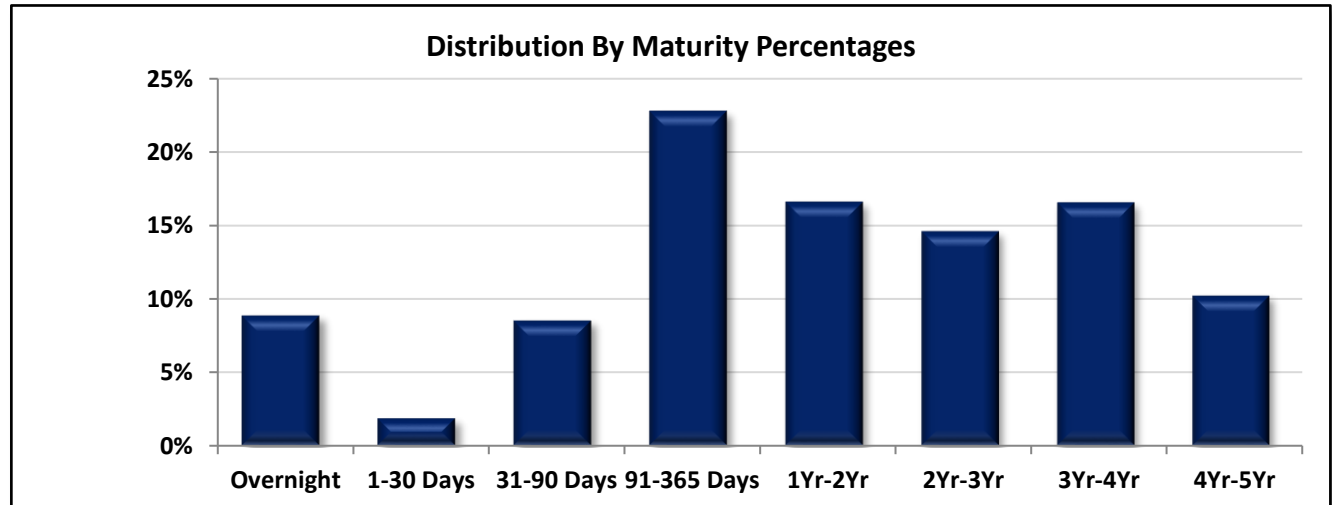
### Distribution by Maturity

March 31, 2022

Maturity	Amount*
Overnight	932,535,747
1-30 Days	194,998,836
31-90 Days	895,704,592
91-365 Days	2,396,553,239
1Yr-2Yr	1,747,091,990
2Yr-3Yr	1,536,052,769
3Yr-4Yr	1,741,879,704
4Yr-5Yr	1,074,455,909
	10,519,272,787



Maturity	Amount*
Overnight	8.87%
1-30 Days	1.85%
31-90 Days	8.51%
91-365 Days	22.78%
1Yr-2Yr	16.61%
2Yr-3Yr	14.60%
3Yr-4Yr	16.56%
4Yr-5Yr	10.21%
	100.00%



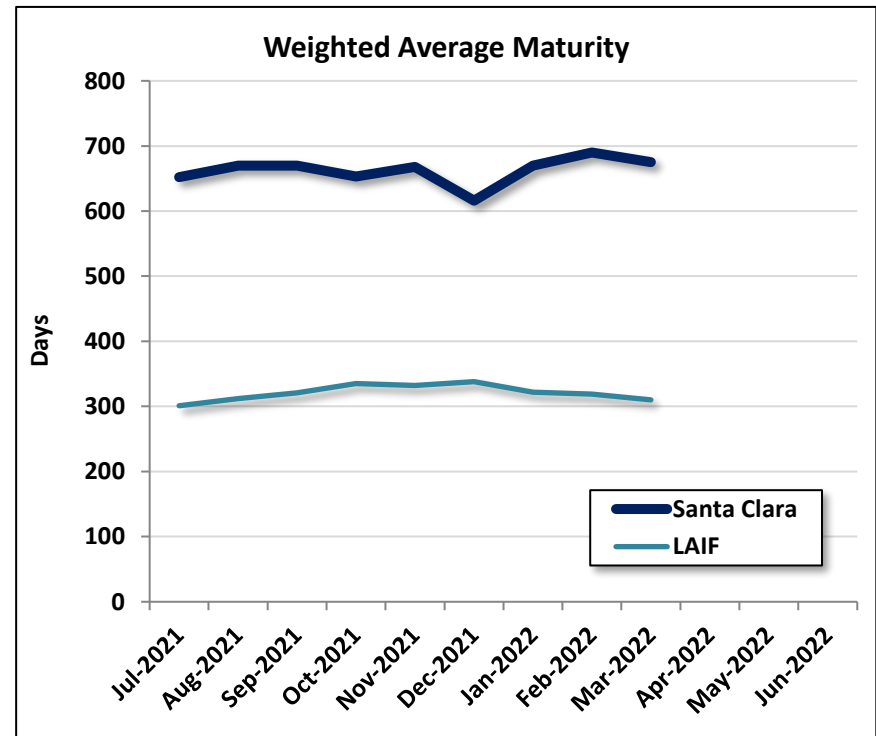
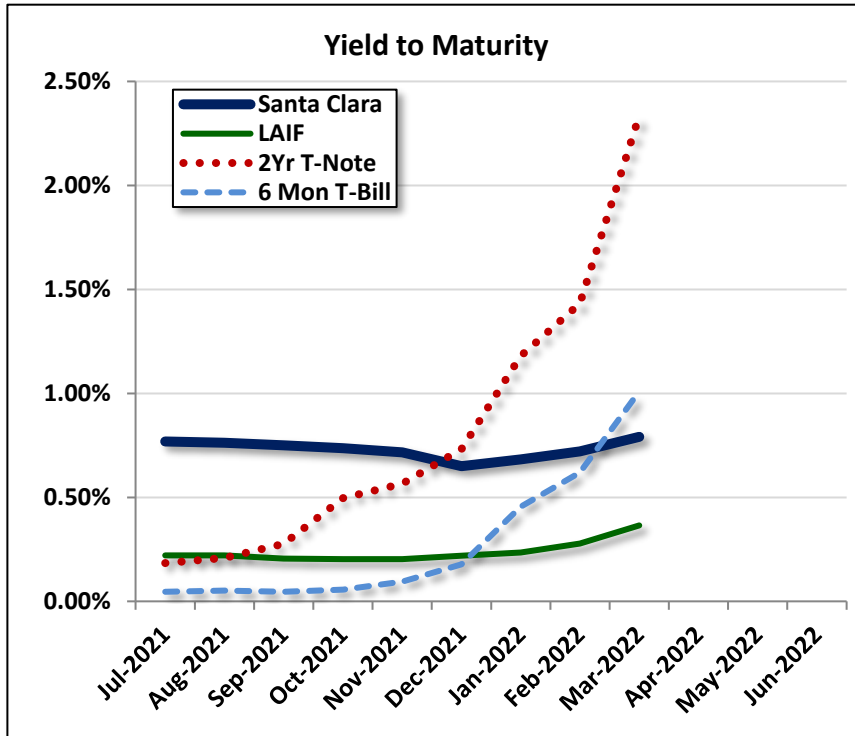
\*Amounts are based on book value



## Santa Clara County Commingled Pool

### Yield to Maturity and Weighted Average Maturity

March 31, 2022



Item	Jul-21	Aug-21	Sep-21	Oct-21	Nov-21	Dec-21	Jan-22	Feb-22	Mar-22	Apr-22	May-22	Jun-22
SCC YTM	0.77%	0.76%	0.75%	0.74%	0.72%	0.65%	0.68%	0.72%	0.79%			
LAIF YTM	0.22%	0.22%	0.21%	0.20%	0.20%	0.22%	0.23%	0.28%	0.37%			
6 Mon T-Bill	0.05%	0.05%	0.05%	0.06%	0.09%	0.18%	0.46%	0.62%	1.01%			
2Yr T-Note	0.18%	0.21%	0.28%	0.50%	0.57%	0.73%	1.18%	1.43%	2.34%			
SCC WAM	652	670	670	653	668	616	670	690	675			
LAIF WAM	301	312	321	335	332	338	322	319	310			
SCC Duration*	1.20	1.27	1.30	1.34	1.41	1.23	1.37	1.40	1.39			
LAIF Duration	0.79	0.82	0.84	0.88	0.87	0.89	0.85	0.84	0.81			

\*Duration is expressed in years. The Duration for LAIF is an estimate



## Santa Clara County

### Approved Issuers and Broker/Dealers

March 31, 2022

#### Direct Commercial Paper Issuers

Toyota Motor Credit

#### Broker/Dealers

Academy Securities, Inc

Bank of America Merrill Lynch

Barclays Capital, Inc

BMO Capital Markets

BNP Paribas Securities Corp

BNY Mellon Capital Markets, LLC

BOK Financial Securities (Bank of Oklahoma)

Brean Capital LLC

Cantor Fitzgerald & Co

Citigroup Global Markets Inc

Daiwa Capital Markets America Inc

Deutsche Bank Securities Inc

INSPEREX

Jefferies LLC

JP Morgan Securities, Inc

Keybanc Capital Markets, Inc

Loop Capital Markets LLC

Mizuho Securities USA, Inc

MUFG Securities USA LLC

Raymond James, Inc.

RBC Capital Markets, Inc

UBS Securities LLC

Vining Sparks LP

Williams Capital

**Santa Clara County Commingled Pool**  
**Compliance with Investment Policy**  
**March 31, 2022**



Item/Sector	Parameters	In Compliance
Maturity	Weighted Average Maturity (WAM) must be less than 36 months	Yes
Interest Periods	Securities must pay interest within one year of the initial investment and at least semiannually in subsequent years	Yes
Investment Swaps	Similar maturity swaps, so as not to affect cash flow needs, should have minimum 5 basis point gain	Yes
Issuer Limits	No more than 5% of the portfolio shall be invested in aggregate of any single institution of the following types: Bankers Acceptances, CP, Negotiable CDs, and Corporate Notes	Yes
U.S. Treasuries	No sector limit, no issuer limit, max maturity 5 years	Yes
U.S. Federal Agencies	No sector limit, no issuer limit, max maturity 5 years	Yes
LAIF	No sector limit, no issuer limit, CA State's deposit limit \$65 million	Yes
Repurchase Agreements	No sector limit, no Issuer limit, max maturity 92 days, treasury and agency collateral at 102% of investment, if maturity exceeds 15 days, must be collateralized by securities with 5 years or less maturities	Yes
Commercial Paper	Sector limit 40%, issuer limit 5%, max maturity 270 days, rated by at least two: A-1 (S&P), P-1 (Moody's), F-1 (Fitch), issued by domestic corporation w/ at least \$500 mil of assets, and long term debt rated by at least two: AA- (S&P/Fitch)/Aa3 (Moody's)	Yes
Corporate Bonds	Sector limit 30%, issuer limit 5%, max maturity 5 years, rated by at least two: AA- (S&P/Fitch)/Aa3 (Moody's), issued by domestic corps/depositories	Yes
Money Market Funds	Sector limit 20%, issuer limit 10%, rated by at least two: AAA-m (S&P/Fitch)/Aaa-mf (Moody's), MMF has at least \$500 mil managed	Yes
Negotiable Certificates of Deposit	Sector limit 30%, issuer limit 5%, max maturity 5 years, if under 1 year rated by at least two: A-1 (S&P), P-1 (Moody's), F-1 (Fitch), if greater than 1 year rated by at least two: AA- (S&P/Fitch)/Aa3 (Moody's)	Yes
Municipal Securities	Sector limit 10%, no issuer limit, State of CA, local CA agencies, and other municipal securities of the other 49 states, if long-term rated, then by at least two: A- (S&P/Fitch)/A3 (Moody's), if short-term rated, then by at least two: SP-1 (S&P), MIG-1 (Moody's), F-1 (Fitch), revenue based bonds payable solely out of the States' or local agencies' revenues	Yes
Mortgage-Backed Securities	Sector limit 20% in aggregate with ABS, no issuer limit, max maturity 5 years, collateralized by pools of conforming residential mortgage loans insured by FHLMC/FNMA and residential mortgages guaranteed by FHA (GNMA)	Yes
Asset-Backed Securities	Sector limit 20% in aggregate with ABS, no issuer limit, max maturity 5 years, collateralized by pools of loans such as installment/receivables, security must be rated by at least two: AA- (S&P/Fitch), Aa3 (Moody's), issuer rated by at least two: A- (S&P/Fitch), A3 (Moody's)	Yes
Supranational Debt Obligations	Sector limit 10%, max maturity 5 years, issued or unconditionally guaranteed by the IBRD, rated by at least two: AAA (S&P/Fitch), Aaa (Moody's)	Yes
Bankers' Acceptances	Sector limit 40%, issuer limit 5%, max maturity 180 days, rated by at least two: A-1 (S&P), P-1 (Moody's), F-1 (Fitch), issued by commercial banks, collateral must exceed market value of security by 2%	Yes, None in Portfolio
Securities Lending	Sector limit 20%, max maturity 92 days for loans and reinvestment, loan counterparty must be a primary dealer, loaned securities must be owned for at least 30 days	Yes, None in Portfolio





## Santa Clara County Commingled Pool

### Allocation by Security Types

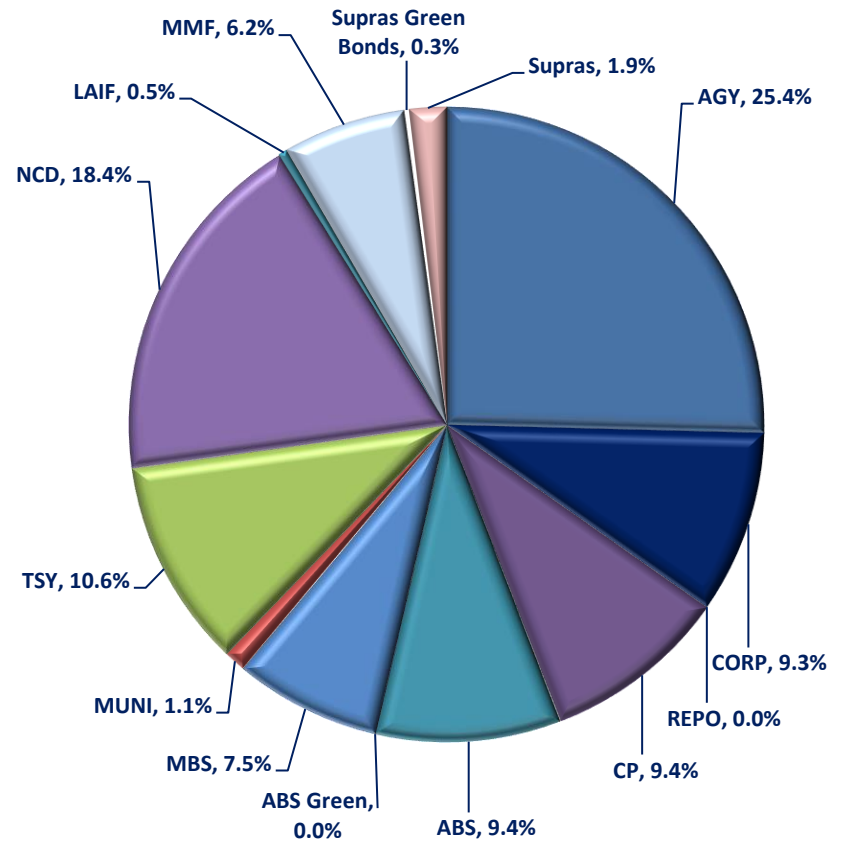
For the Month Ended January 31, 2022

<b>Average Daily Balance</b>	<b>\$ 10,684,968,843.72</b>
<b>Book Yield</b>	<b>0.682%</b>
<b>Weighted Average Maturity</b>	<b>670 Days</b>

Investment Type	Par Value (Millions)	Book Value* (Millions)	Value (Millions)
Federal Agencies	\$ 2,393.31	\$ 2,394.05	\$ 2,363.67
Corporate Bonds	871.42	874.20	868.14
Repurchase Agreements	-	-	-
Commercial Paper	880.06	879.58	879.32
Asset-Backed Securities	885.33	885.21	879.23
Asset-Backed Sec Green Bds	-	-	-
Mortgage Backed Securities	687.67	706.59	694.47
Municipal Securities	100.05	102.44	101.18
U.S. Treasuries	1,000.00	1,004.88	990.96
Negotiable CDs	1,709.90	1,709.90	1,707.57
LAIF	43.21	43.21	43.21
Money Market Funds	577.23	577.23	577.23
Suprationals Green Bonds	25.00	24.44	24.02
Suprationals	176.75	176.85	176.41
<b>Total</b>	<b>\$ 9,349.92</b>	<b>\$ 9,378.56</b>	<b>\$ 9,305.41</b>

\*Represents Amortized Book Value

Asset Allocation By Market Value





## Santa Clara County Commingled Pool

### Allocation by Security Types

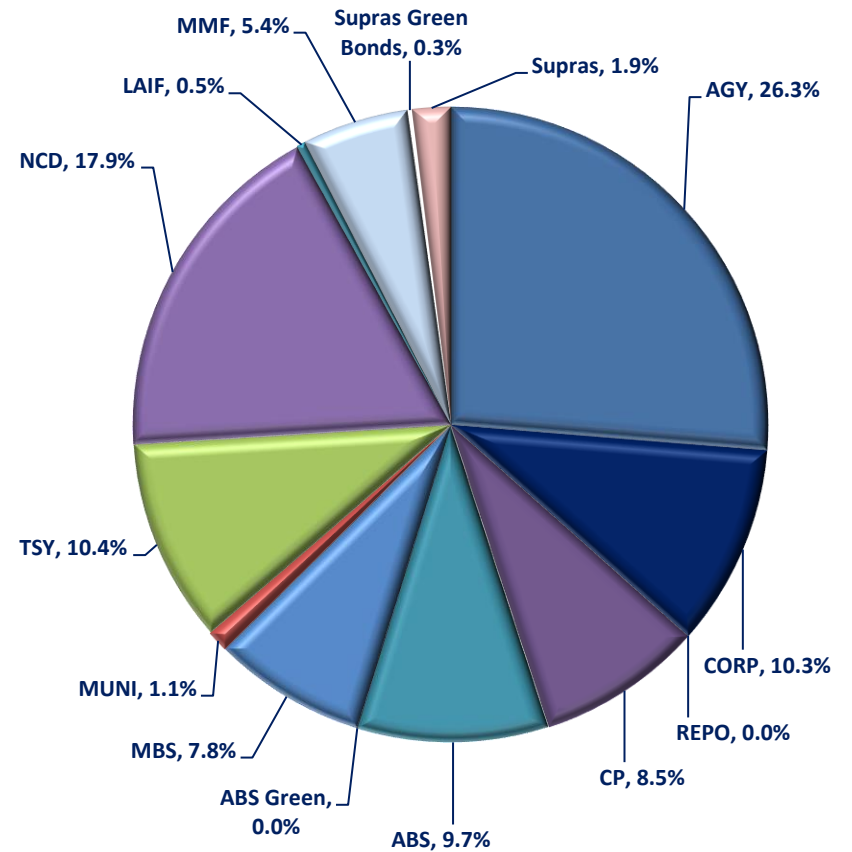
For the Month Ended February 28, 2022

<b>Average Daily Balance</b>	<b>\$ 10,097,201,853.37</b>
<b>Book Yield</b>	<b>0.721%</b>
<b>Weighted Average Maturity</b>	<b>690 Days</b>

Investment Type	Par Value (Millions)	Book Value* (Millions)	Value (Millions)
Federal Agencies	\$ 2,438.81	\$ 2,438.41	\$ 2,396.19
Corporate Bonds	946.02	948.16	937.88
Repurchase Agreements	-	-	-
Commercial Paper	771.71	771.30	770.79
Asset-Backed Securities	898.99	898.88	888.68
Asset-Backed Sec Green Bds	-	-	-
Mortgage Backed Securities	707.37	727.02	709.61
Municipal Securities	100.05	102.32	100.71
U.S. Treasuries	960.00	964.54	945.72
Negotiable CDs	1,639.90	1,639.90	1,636.62
LAIF	43.21	43.21	43.21
Money Market Funds	488.99	488.99	488.99
Supranationals Green Bonds	25.00	24.45	23.85
Supranationals	176.75	176.84	176.06
<b>Total</b>	<b>\$ 9,196.80</b>	<b>\$ 9,224.02</b>	<b>\$ 9,118.31</b>

\*Represents Amortized Book Value

Asset Allocation By Market Value



**SANTA CLARA COUNTY INVESTMENTS**  
**Fund COMM - COMMINGLED POOL**  
**Investments by Fund**  
**March 31, 2022**

CUSIP	Investment #	Issuer	Purchase Date	Book Value	Par Value	Market Value	Current Rate	YTM 360	YTM 365	Maturity Date	Days To Maturity
<b>Negotiable CDs</b>											
05966DC67	41257	Banco Santander NY	07/28/2021	50,000,000.00	50,000,000.00	49,901,446.50	0.190	0.190	0.192	07/15/2022	105
05966DD58	41480	Banco Santander NY	10/29/2021	50,000,000.00	50,000,000.00	49,856,950.00	0.270	0.270	0.273	07/29/2022	119
06367CGT8	41198	BANK OF MONTREAL CHICAGO	06/21/2021	25,000,000.00	25,000,000.00	24,966,950.00	0.190	0.190	0.192	06/21/2022	81
06367CK89	41316	BANK OF MONTREAL CHICAGO	08/24/2021	64,899,998.49	64,900,000.00	64,665,516.30	0.200	0.200	0.202	08/19/2022	140
06367CKP1	41335	BANK OF MONTREAL CHICAGO	08/31/2021	50,000,000.00	50,000,000.00	49,701,000.00	0.200	0.200	0.202	09/30/2022	182
05586FUU9	41492	BNP PARIBAS NY BRANCH	11/03/2021	50,000,000.00	50,000,000.00	49,849,200.00	0.210	0.210	0.212	08/05/2022	126
06417MNV3	41082	BANK OF NOVA SCOTIA HOUSTON	04/20/2021	40,000,000.00	40,000,000.00	39,997,000.00	0.230	0.230	0.233	04/20/2022	19
06417MTF2	41556	BANK OF NOVA SCOTIA HOUSTON	11/24/2021	75,000,000.00	75,000,000.00	74,953,425.00	0.250	0.250	0.253	05/27/2022	56
06417MTS4	41607	BANK OF NOVA SCOTIA HOUSTON	11/30/2021	50,000,000.00	50,000,000.00	49,813,600.00	0.300	0.300	0.304	08/26/2022	147
06417MUH6	41641	BANK OF NOVA SCOTIA HOUSTON	12/09/2021	40,000,000.00	40,000,000.00	39,928,160.00	0.320	0.320	0.324	06/30/2022	90
22535C5N7	41497	Credit Agricole CIB NY	11/04/2021	50,000,000.00	50,000,000.00	49,693,800.00	0.240	0.240	0.243	09/30/2022	182
13606CVB7	41281	CANADIAN IMP BK	08/05/2021	50,000,000.00	50,000,000.00	49,792,550.00	0.200	0.200	0.202	09/01/2022	153
13606CVT8	41303	CANADIAN IMP BK	08/18/2021	50,000,000.00	50,000,000.00	49,795,600.00	0.200	0.200	0.202	08/31/2022	152
22536U2J8	41634	Credit Indust et Comm1 NY	12/07/2021	30,000,000.00	30,000,000.00	29,968,110.00	0.320	0.320	0.324	06/24/2022	84
22536U2X7	41789	Credit Indust et Comm1 NY	01/28/2022	75,000,000.00	75,000,000.00	74,918,925.00	0.570	0.570	0.577	07/28/2022	118
22552G4K3	41338	Credit Suisse NY	09/01/2021	50,000,000.00	50,000,000.00	49,832,050.00	0.210	0.210	0.212	07/29/2022	119
60710RZA6	41270	MIZUHO BANK LTD/NY	07/30/2021	50,000,000.00	50,000,000.00	49,987,150.00	0.180	0.180	0.182	04/25/2022	24
60710R7K5	41414	MIZUHO BANK LTD/NY	09/30/2021	70,000,000.00	70,000,000.00	69,874,350.00	0.170	0.170	0.172	06/27/2022	87
21684XSN7	41269	RABOBANK	07/30/2021	50,000,000.00	50,000,000.00	49,871,850.00	0.170	0.170	0.172	07/29/2022	119
21684XTP1	41470	RABOBANK	10/26/2021	50,000,000.00	50,000,000.00	49,650,550.00	0.280	0.280	0.283	10/21/2022	203
78012UR31	41271	ROYAL BANK OF CANADA	07/30/2021	50,000,000.00	50,000,000.00	49,856,900.00	0.190	0.190	0.192	07/29/2022	119
78012UU94	41416	ROYAL BANK OF CANADA	09/30/2021	50,000,000.00	50,000,000.00	49,768,500.00	0.180	0.180	0.182	08/31/2022	152
78012U2Q7	41673	ROYAL BANK OF CANADA	12/16/2021	35,000,000.00	35,000,000.00	34,942,355.00	0.280	0.280	0.283	06/24/2022	84
83369X4S4	41272	SOCIETE GENERALE	07/30/2021	50,000,000.00	50,000,000.00	49,833,700.00	0.190	0.190	0.192	07/29/2022	119
83369XB72	41794	SOCIETE GENERALE	01/28/2022	70,000,000.00	70,000,000.00	69,627,320.00	0.700	0.700	0.709	10/28/2022	210
86565FBY7	41482	Sumitomo Mitsui Bank NY	10/29/2021	50,000,000.00	50,000,000.00	49,893,800.00	0.270	0.270	0.273	07/15/2022	105
86564G3T6	41471	SUMITOMO MITSUI TRUST NY	10/26/2021	50,000,000.00	50,000,000.00	49,968,500.00	0.200	0.200	0.202	05/20/2022	49
86959RVF4	41606	Svenska Handelsbanken NY	11/29/2021	50,001,050.55	50,000,000.00	49,792,800.00	0.315	0.305	0.309	08/31/2022	152
87019V2V8	41315	SWEDBANK (NY)	08/23/2021	50,000,000.00	50,000,000.00	49,863,550.00	0.190	0.190	0.192	07/29/2022	119
89114WDX0	41264	TORONTO DOMINION BANK	07/28/2021	50,000,000.00	50,000,000.00	49,861,900.00	0.190	0.190	0.192	07/29/2022	119

Portfolio SCL2  
AP

**Fund COMM - COMMINGLED POOL**  
**Investments by Fund**  
**March 31, 2022**

CUSIP	Investment #	Issuer	Purchase Date	Book Value	Par Value	Market Value	Current Rate	YTM 360	YTM 365	Maturity Date	Days To Maturity
<b>Negotiable CDs</b>											
89114WF59	41325	TORONTO DOMINION BANK	08/26/2021	70,000,000.00	70,000,000.00	69,804,350.00	0.180	0.180	0.182	07/29/2022	119
90275DNC0	40953	UBS AG STAMFORD CT	02/18/2021	45,000,000.00	45,000,000.00	44,883,315.00	0.250	0.250	0.253	08/16/2022	137
<b>Subtotal and Average</b>				<b>1,639,901,049.04</b>	<b>1,639,900,000.00</b>	<b>1,635,115,172.80</b>		<b>0.258</b>	<b>0.262</b>		<b>120</b>
<b>Mortgage Backed Securities (MBS)</b>											
3133LJAN1	41524	FHLMC Single Family Pool	11/16/2021	15,337,674.25	15,083,146.16	14,569,723.86	1.500	0.932	0.945	11/01/2031	3,501
3133LPUA3	41675	FHLMC Single Family Pool	12/16/2021	21,552,426.67	21,319,247.40	20,510,391.74	1.500	1.127	1.142	01/01/2032	3,562
3137AYCE9	38387	FHLMC Multi-Family	01/12/2018	19,850,932.28	19,696,316.20	19,778,382.87	2.682	2.443	2.477	10/25/2022	207
3137AYCE9	38391	FHLMC Multi-Family	01/16/2018	7,440,360.39	7,386,118.58	7,416,893.58	2.682	2.454	2.488	10/25/2022	207
3137AWQH1	38465	FHLMC Multi-Family	02/22/2018	5,460,553.13	5,580,000.00	5,590,537.27	2.307	3.155	3.198	08/25/2022	146
3137B36J2	38643	FHLMC Multi-Family	03/20/2018	19,617,888.23	19,284,922.00	19,476,760.69	3.320	2.880	2.920	02/25/2023	330
3137AYCE9	38666	FHLMC Multi-Family	04/17/2018	11,440,151.33	11,566,661.69	11,614,855.34	2.682	2.879	2.919	10/25/2022	207
3137AYCE9	38744	FHLMC Multi-Family	06/05/2018	19,487,812.23	19,696,316.20	19,778,382.87	2.682	2.877	2.917	10/25/2022	207
3137B4WB8	38854	FHLMC Multi-Family	09/12/2018	4,768,285.16	4,775,000.00	4,821,526.64	3.060	2.968	3.009	07/25/2023	480
3137B5JM6	38864	FHLMC Multi-Family	09/25/2018	10,135,937.50	10,000,000.00	10,140,106.00	3.531	3.145	3.189	07/25/2023	480
3137B3NA2	38945	FHLMC Multi-Family	11/02/2018	10,480,856.28	10,480,856.28	10,584,897.64	3.250	3.173	3.217	04/25/2023	389
3137B5KW2	39026	FHLMC Multi-Family	12/03/2018	10,092,187.50	10,000,000.00	10,136,103.00	3.458	3.164	3.208	08/25/2023	511
3137B04Y7	39295	FHLMC Multi-Family	03/11/2019	26,755,312.50	27,000,000.00	27,135,129.60	2.615	2.792	2.831	01/25/2023	299
3137BP4J5	39654	FHLMC Multi-Family	07/01/2019	14,888,458.69	14,684,821.54	14,678,012.19	2.446	1.911	1.938	03/25/2026	1,454
3137BUWM6	40385	FHLMC Multi-Family	03/16/2020	5,619,296.98	5,385,369.97	5,409,250.85	2.932	1.185	1.202	01/25/2023	299
3137BHCY1	40390	FHLMC Multi-Family	03/17/2020	11,331,300.00	10,590,000.00	10,618,530.52	2.811	1.026	1.040	01/25/2025	1,030
3137BSP64	40526	FHLMC Multi-Family	07/01/2020	15,302,530.71	14,491,890.58	14,384,076.71	2.340	0.651	0.661	07/25/2026	1,576
3137BKGH7	40539	FHLMC Multi-Family	07/28/2020	3,927,148.88	3,754,668.78	3,781,433.94	2.712	0.472	0.479	07/25/2025	1,211
3137FUZN7	40540	FHLMC Multi-Family	07/30/2020	2,835,648.24	2,835,702.12	2,746,146.11	0.526	0.509	0.517	01/25/2025	1,030
3138LJWY2	40630	FHLMC Multi-Family	10/02/2020	14,234,455.74	12,980,535.97	13,022,338.23	2.800	0.541	0.549	10/01/2025	1,279
3137BYLE8	40638	FHLMC Multi-Family	10/08/2020	7,231,875.00	6,650,000.00	6,600,109.71	2.700	0.875	0.888	10/25/2025	1,303
3137F72W4	40784	FHLMC Multi-Family	11/30/2020	8,414,153.68	8,414,153.68	8,414,153.68	0.357	0.621	0.630	09/25/2029	2,734
3132XFFH6	40812	FHLMC Multi-Family	12/09/2020	45,330,468.75	45,000,000.00	41,729,528.25	0.770	0.609	0.618	10/01/2025	1,279
3137FATE8	40976	FHLMC Multi-Family	03/01/2021	32,412,890.63	30,000,000.00	30,047,337.00	2.982	0.410	0.415	08/25/2024	877
3137FF3W5	40983	FHLMC Multi-Family	03/04/2021	4,151,391.75	4,151,474.78	3,891,384.05	0.602	0.585	0.593	09/25/2027	2,003
3137BYYN0	41026	FHLMC Multi-Family	03/29/2021	10,351,350.48	9,829,540.11	9,880,577.05	3.035	0.424	0.430	08/25/2024	877
3137BYLE8	41131	FHLMC Multi-Family	05/13/2021	5,406,445.31	5,000,000.00	4,962,488.50	2.700	0.775	0.786	10/25/2025	1,303

Portfolio SCL2  
AP

**Fund COMM - COMMINGLED POOL**  
**Investments by Fund**  
**March 31, 2022**

CUSIP	Investment #	Issuer	Purchase Date	Book Value	Par Value	Market Value	Current Rate	YTM 360	YTM 365	Maturity Date	Days To Maturity
<b>Mortgage Backed Securities (MBS)</b>											
3137FYZG4	41133	FHLMC Multi-Family	05/13/2021	6,991,746.58	6,991,928.37	6,544,400.21	0.861	0.838	0.850	06/25/2027	1,911
3137FPJ55	41164	FHLMC Multi-Family	06/07/2021	22,276,237.50	20,680,000.00	20,531,248.76	2.606	0.821	0.832	07/25/2027	1,941
3137FBAB2	41192	FHLMC Multi-Family	06/17/2021	10,837,500.00	10,000,000.00	10,011,917.00	3.038	0.705	0.715	08/25/2027	1,972
3137H14A1	41222	FHLMC Multi-Family	06/30/2021	19,349,709.75	19,350,000.00	18,149,998.14	0.854	0.831	0.842	01/25/2028	2,125
3132XFD47	41319	FHLMC Multi-Family	08/24/2021	15,703,125.00	15,000,000.00	14,611,183.95	2.100	0.624	0.633	11/01/2026	1,675
3137FQ3Y7	41791	FHLMC Multi-Family	01/28/2022	20,090,434.48	19,679,923.58	19,331,608.61	2.190	1.684	1.708	07/25/2029	2,672
3137BEVH4	41803	FHLMC Multi-Family	02/02/2022	13,388,093.75	12,850,000.00	13,011,805.92	3.241	1.264	1.281	09/25/2024	908
3137H6LTO	41892	FHLMC Multi-Family	03/08/2022	31,999,104.00	32,000,000.00	31,516,345.60	1.946	1.861	1.887	03/25/2027	1,819
3138LGKH8	39319	FNMA Multi-Family	03/19/2019	24,609,375.00	25,000,000.00	25,017,277.00	2.470	2.794	2.833	01/01/2024	640
3138EKX67	39457	FNMA Multi-Family	04/18/2019	4,906,428.07	4,926,248.52	4,931,563.10	2.513	2.578	2.614	03/01/2023	334
3138LEYD7	39587	FNMA Multi-Family	05/30/2019	17,535,715.84	17,853,735.51	17,728,073.60	1.970	2.656	2.693	11/01/2023	579
3138LGFF8	39609	FNMA Multi-Family	06/11/2019	4,976,953.13	5,000,000.00	4,995,326.05	2.150	2.249	2.280	01/01/2024	640
3138L2BU0	39632	FNMA Multi-Family	06/24/2019	6,399,164.07	6,407,173.03	6,401,830.60	2.310	2.315	2.347	12/01/2022	244
3138L0U90	39734	FNMA Multi-Family	08/13/2019	5,085,937.50	5,000,000.00	4,995,903.30	2.590	1.983	2.011	09/01/2022	153
3138L0RM5	39844	FNMA Multi-Family	09/13/2019	8,289,958.59	8,234,312.65	8,239,578.58	2.135	1.872	1.898	11/01/2022	214
3136A9MN5	40056	FNMA Multi-Family	11/19/2019	4,176,510.99	4,135,159.40	4,142,574.98	2.301	1.834	1.859	09/25/2022	177
3138L0RC7	40293	FNMA Multi-Family	01/28/2020	6,470,256.74	6,380,530.53	6,386,965.17	2.350	1.778	1.803	11/01/2022	214
3136AXVB8	40511	FNMA Multi-Family	06/17/2020	16,838,725.69	15,727,939.93	15,707,263.98	2.554	0.660	0.670	07/25/2024	846
3138L0RM5A	40517	FNMA Multi-Family	06/24/2020	875,578.00	847,184.09	847,725.87	2.135	0.649	0.658	11/01/2022	214
3138L7CU8	40541	FNMA Multi-Family	07/31/2020	20,722,835.46	19,198,921.10	19,224,258.11	2.950	0.530	0.537	07/01/2024	822
3136AY6S7	40743	FNMA Multi-Family	11/12/2020	19,339,155.89	18,042,361.18	17,957,405.11	2.579	0.631	0.640	11/25/2024	969
3138LEC33	40905	FNMA Multi-Family	01/22/2021	10,720,597.34	9,885,717.60	9,730,386.09	2.380	0.600	0.609	07/01/2026	1,552
3140HWXG2	41200	FNMA Multi-Family	06/22/2021	5,091,326.65	4,801,722.75	4,665,138.03	2.470	0.651	0.660	12/01/2026	1,705
3136AUG21	41228	FNMA Multi-Family	07/07/2021	22,339,813.08	20,951,759.05	20,573,741.13	2.416	1.073	1.088	10/25/2026	1,668
3138LNKZ3	41491	FNMA Multi-Family	11/02/2021	2,743,020.07	2,628,043.18	2,649,902.77	3.440	0.628	0.637	06/01/2025	1,157
3138LDLP6	41854	FNMA Multi-Family	02/23/2022	11,135,348.54	10,824,154.11	10,804,014.91	2.750	1.876	1.902	04/01/2026	1,461
3140QMQJ6	41525	FNMA Single Family Pool	11/16/2021	14,583,354.54	14,412,209.55	13,902,140.56	1.500	1.092	1.107	11/01/2031	3,501
3140XDHF6	41526	FNMA Single Family Pool	11/16/2021	25,150,698.14	24,710,541.61	23,869,699.95	1.500	0.899	0.911	09/01/2031	3,440
31418EAD2	41676	FNMA Single Family Pool	12/16/2021	19,403,357.84	19,151,988.00	18,474,395.26	1.500	1.055	1.070	12/01/2031	3,531
<b>Subtotal and Average</b>				<b>755,887,854.52</b>	<b>736,308,295.78</b>	<b>726,672,730.23</b>	<b>1.458</b>	<b>1.479</b>		<b>1,385</b>	

**Fund COMM - COMMINGLED POOL**  
**Investments by Fund**  
**March 31, 2022**

CUSIP	Investment #	Issuer	Purchase Date	Book Value	Par Value	Market Value	Current Rate	YTM 360	YTM 365	Maturity Date	Days To Maturity
<b>Federal Agency Bonds</b>											
31422BWJ5	40391	FARMER MAC	03/17/2020	20,000,000.00	20,000,000.00	20,000,000.00	0.266	0.236	0.239	04/01/2022	0
3133EJXP1	38718	FFCB NOTES	05/21/2018	4,996,525.45	5,000,000.00	5,062,623.95	2.875	3.253	3.299	12/21/2022	264
3133EJZH5	38878	FFCB NOTES	10/05/2018	13,985,908.97	14,000,000.00	14,119,913.36	2.800	2.997	3.038	09/13/2022	165
3133EJY60	39105	FFCB NOTES	12/24/2018	12,523,403.91	12,500,000.00	12,680,839.13	3.020	2.765	2.803	03/03/2023	336
3133EJ5V7	39165	FFCB NOTES	01/18/2019	14,869,189.25	14,875,000.00	15,038,927.56	2.625	2.640	2.676	01/18/2023	292
3133EKLA2	39565	FFCB NOTES	05/22/2019	9,592,135.90	9,590,000.00	9,654,159.69	2.300	2.247	2.279	05/15/2023	409
3133EKNR3	39594	FFCB NOTES	06/03/2019	10,000,269.81	10,000,000.00	10,025,099.90	2.200	2.153	2.183	06/03/2022	63
3133EKSN7	39639	FFCB NOTES	06/26/2019	9,987,422.57	10,000,000.00	9,981,215.90	1.770	1.850	1.876	06/26/2023	451
3133ELCS1	40135	FFCB NOTES	12/11/2019	14,426,200.00	14,450,000.00	14,290,201.21	1.550	1.615	1.638	03/11/2024	710
3133ELAE4	40136	FFCB NOTES	12/11/2019	19,995,643.67	20,000,000.00	20,048,473.00	1.625	1.659	1.682	08/22/2022	143
3133ELDK7	40162	FFCB NOTES	12/16/2019	24,999,890.98	25,000,000.00	25,043,914.00	1.630	1.609	1.632	06/15/2022	75
3133ELDK7	40163	FFCB NOTES	12/16/2019	24,999,890.98	25,000,000.00	25,043,914.00	1.630	1.609	1.632	06/15/2022	75
3133ELDK7	40164	FFCB NOTES	12/16/2019	24,999,890.98	25,000,000.00	25,043,914.00	1.630	1.609	1.632	06/15/2022	75
3133ELT95	40531	FFCB NOTES	07/15/2020	7,999,568.13	8,000,000.00	7,982,864.40	0.200	0.216	0.219	07/13/2022	103
3133EJVC0	40535	FFCB NOTES	07/22/2020	15,896,399.27	15,000,000.00	15,233,074.95	2.950	0.342	0.347	07/24/2024	845
3133ELVQ4	40585	FFCB NOTES	09/11/2020	15,229,170.73	15,000,000.00	14,333,806.20	0.950	0.429	0.435	04/01/2025	1,096
3133EMTW2	41015	FFCB NOTES	03/24/2021	16,391,795.11	16,400,000.00	15,822,020.54	0.300	0.321	0.325	03/18/2024	717
3133EMVP4	41058	FFCB NOTES	04/13/2021	34,976,130.00	35,000,000.00	34,435,689.75	0.125	0.188	0.191	04/13/2023	377
3133EMF64	41171	FFCB NOTES	06/09/2021	24,999,961.09	25,000,000.00	24,966,629.75	0.060	0.059	0.060	06/09/2022	69
3133ELG99	41327	FFCB NOTES	08/27/2021	7,816,505.47	7,825,000.00	7,517,966.09	0.375	0.419	0.424	06/10/2024	801
3133EM4X7	41408	FFCB NOTES	09/29/2021	12,678,129.23	12,796,000.00	11,884,924.93	0.800	0.999	1.013	09/10/2026	1,623
3133ENEJ5	41536	FFCB NOTES	11/18/2021	24,974,790.51	25,000,000.00	24,053,380.75	0.875	0.901	0.913	11/18/2024	962
3133ENKS8	41747	FFCB NOTES	01/11/2022	12,473,968.02	12,500,000.00	12,061,743.00	1.125	1.185	1.201	01/06/2025	1,011
3133ENNB2	41818	FFCB NOTES	02/08/2022	3,967,186.35	4,000,000.00	3,841,754.92	1.625	1.778	1.803	02/03/2027	1,769
3133ENNY2	41842	FFCB NOTES	02/17/2022	29,934,562.50	30,000,000.00	29,156,739.90	1.750	1.783	1.808	02/17/2026	1,418
3133ENPX2	41860	FFCB NOTES	02/24/2022	19,949,529.41	20,000,000.00	19,541,004.00	1.800	1.851	1.877	08/22/2025	1,239
3133ENRZ5	41914	FFCB NOTES	03/17/2022	14,933,967.22	15,000,000.00	14,771,410.80	1.950	2.075	2.104	03/17/2025	1,081
3130AFE78	39016	FHLB NOTES	11/29/2018	14,348,797.37	14,350,000.00	14,510,757.17	3.000	2.970	3.012	12/09/2022	252
3130A0F70	39069	FHLB NOTES	12/14/2018	10,070,410.65	10,000,000.00	10,181,821.20	3.375	2.883	2.923	12/08/2023	616
3130A0F70	39106	FHLB NOTES	12/24/2018	3,530,521.82	3,500,000.00	3,563,637.42	3.375	2.778	2.817	12/08/2023	616
3130ABFD3	39138	FHLB NOTES	01/08/2019	15,000,217.49	15,000,000.00	15,051,555.45	2.625	2.580	2.616	06/07/2022	67
3130AB3H7	39362	FHLB NOTES	03/29/2019	14,277,301.13	14,250,000.00	14,268,855.60	2.375	2.238	2.269	03/08/2024	707

Portfolio SCL2  
AP

**Fund COMM - COMMINGLED POOL**  
**Investments by Fund**  
**March 31, 2022**

CUSIP	Investment #	Issuer	Purchase Date	Book Value	Par Value	Market Value	Current Rate	YTM 360	YTM 365	Maturity Date	Days To Maturity
<b>Federal Agency Bonds</b>											
313379Q69	39545	FHLB NOTES	05/16/2019	24,996,531.25	25,000,000.00	25,077,857.25	2.125	2.169	2.200	06/10/2022	70
3130A5P45	39552	FHLB NOTES	05/20/2019	15,004,299.95	15,000,000.00	15,048,358.20	2.375	2.188	2.219	06/10/2022	70
3133834G3	39559	FHLB NOTES	05/21/2019	9,987,377.23	10,000,000.00	10,023,188.30	2.125	2.205	2.236	06/09/2023	434
3133834G3	39592	FHLB NOTES	06/03/2019	9,996,655.33	10,000,000.00	10,023,188.30	2.125	2.124	2.154	06/09/2023	434
3133834G3	39665	FHLB NOTES	07/08/2019	21,554,244.04	21,505,000.00	21,554,866.44	2.125	1.897	1.923	06/09/2023	434
3130A2UW4	39852	FHLB NOTES	09/16/2019	10,250,562.60	10,000,000.00	10,105,310.00	2.875	1.776	1.801	09/13/2024	896
3130A3DL5	39936	FHLB NOTES	10/16/2019	10,041,276.76	9,940,000.00	9,980,707.08	2.375	1.617	1.639	09/08/2023	525
3130A2UW4	39985	FHLB NOTES	10/29/2019	30,780,373.89	30,000,000.00	30,315,930.00	2.875	1.737	1.762	09/13/2024	896
313379Q69	40459	FHLB NOTES	04/14/2020	10,033,601.93	10,000,000.00	10,031,142.90	2.125	0.358	0.363	06/10/2022	70
3130A2UW4	40501	FHLB NOTES	05/14/2020	5,289,860.62	5,000,000.00	5,052,655.00	2.875	0.474	0.481	09/13/2024	896
3130AJ7E3	40597	FHLB NOTES	09/17/2020	20,207,397.70	20,000,000.00	19,963,898.60	1.375	0.187	0.190	02/17/2023	322
3130AMRY0	41160	FHLB NOTES	06/04/2021	19,989,211.14	20,000,000.00	19,570,306.20	0.125	0.168	0.171	06/02/2023	427
3130AN4T4	41376	FHLB NOTES	09/17/2021	10,029,156.54	10,000,000.00	9,354,831.70	0.875	0.793	0.804	06/12/2026	1,533
3130ANYM6	41475	FHLB NOTES	10/27/2021	24,887,823.37	25,000,000.00	24,334,581.25	0.125	0.439	0.445	08/28/2023	514
3130A8ZQ9	41509	FHLB NOTES	11/09/2021	20,521,704.56	20,000,000.00	19,511,334.40	1.750	0.963	0.977	09/12/2025	1,260
3130AQF40	41694	FHLB NOTES	12/22/2021	14,993,188.78	15,000,000.00	14,434,079.25	1.000	1.003	1.017	12/20/2024	994
3130ARHG9	41941	FHLB NOTES	03/25/2022	24,971,746.75	25,000,000.00	24,935,565.75	2.125	2.156	2.186	02/28/2024	698
3137EAEP0	40331	FHLMC NOTES	02/14/2020	24,988,961.76	25,000,000.00	24,322,391.50	1.500	1.497	1.517	02/12/2025	1,048
3137EAEV7	40554	FHLMC NOTES	08/26/2020	14,993,140.91	15,000,000.00	14,623,601.85	0.250	0.279	0.282	08/24/2023	510
3137EAEW5	40571	FHLMC NOTES	09/04/2020	34,994,491.37	35,000,000.00	34,119,688.75	0.250	0.257	0.261	09/08/2023	525
3137EAEW5	40576	FHLMC NOTES	09/08/2020	19,995,691.67	20,000,000.00	19,496,965.00	0.250	0.261	0.265	09/08/2023	525
3137EAEX3	40612	FHLMC NOTES	09/25/2020	9,979,040.49	10,000,000.00	9,293,611.40	0.375	0.430	0.435	09/23/2025	1,271
3137EAEV7	40620	FHLMC NOTES	09/28/2020	25,008,295.17	25,000,000.00	24,372,669.75	0.250	0.223	0.226	08/24/2023	510
3137EAEV7	40815	FHLMC NOTES	12/09/2020	20,004,952.62	20,000,000.00	19,498,135.80	0.250	0.229	0.232	08/24/2023	510
3135G0T45	37783	FNMA NOTES	04/10/2017	39,999,599.78	40,000,000.00	40,007,452.80	1.875	1.943	1.970	04/05/2022	4
3135G0T78	38163	FNMA NOTES	11/22/2017	4,995,675.53	5,000,000.00	5,021,613.40	2.000	2.149	2.179	10/05/2022	187
3135G0V75	40044	FNMA NOTES	11/14/2019	25,005,591.43	25,000,000.00	24,675,499.75	1.750	1.715	1.739	07/02/2024	823
3135G0X24	40233	FNMA NOTES	01/10/2020	14,973,478.80	15,000,000.00	14,659,651.35	1.625	1.668	1.691	01/07/2025	1,012
3135G03U5	40489	FNMA NOTES	04/30/2020	7,011,354.06	7,000,000.00	6,618,269.91	0.625	0.563	0.571	04/22/2025	1,117
3135G04Z3	40514	FNMA NOTES	06/19/2020	19,973,382.42	20,000,000.00	18,767,286.20	0.500	0.534	0.542	06/17/2025	1,173
3135G05X7	40555	FNMA NOTES	08/27/2020	29,904,421.80	30,000,000.00	27,955,311.00	0.375	0.463	0.469	08/25/2025	1,242
3135G04Z3	40635	FNMA NOTES	10/06/2020	15,030,865.41	15,000,000.00	14,075,464.65	0.500	0.429	0.435	06/17/2025	1,173

Portfolio SCL2  
AP

**Fund COMM - COMMINGLED POOL**  
**Investments by Fund**  
**March 31, 2022**

CUSIP	Investment #	Issuer	Purchase Date	Book Value	Par Value	Market Value	Current Rate	YTM 360	YTM 365	Maturity Date	Days To Maturity
<b>Federal Agency Bonds</b>											
3135G06H1	40774	FNMA NOTES	11/25/2020	44,971,742.33	45,000,000.00	43,619,201.55	0.250	0.284	0.288	11/27/2023	605
3135G05G4	40832	FNMA NOTES	12/11/2020	25,008,522.87	25,000,000.00	24,461,593.25	0.250	0.220	0.223	07/10/2023	465
3135G05G4	40867	FNMA NOTES	12/23/2020	15,014,866.19	15,000,000.00	14,676,955.95	0.250	0.169	0.172	07/10/2023	465
3135G05X7	40971	FNMA NOTES	02/26/2021	14,839,987.89	15,000,000.00	13,977,655.50	0.375	0.684	0.694	08/25/2025	1,242
3135G05X7	40998	FNMA NOTES	03/15/2021	14,808,252.75	15,000,000.00	13,977,655.50	0.375	0.747	0.758	08/25/2025	1,242
3135G06G3	41005	FNMA NOTES	03/19/2021	9,886,017.27	10,000,000.00	9,322,677.00	0.500	0.812	0.823	11/07/2025	1,316
3135G05X7	41006	FNMA NOTES	03/19/2021	14,797,303.76	15,000,000.00	13,977,655.50	0.375	0.769	0.780	08/25/2025	1,242
3135G04Z3	41094	FNMA NOTES	04/23/2021	23,603,961.44	23,703,000.00	22,242,049.24	0.500	0.623	0.632	06/17/2025	1,173
3135G05X7	41537	FNMA NOTES	11/18/2021	24,411,677.23	25,000,000.00	23,296,092.50	0.375	1.068	1.083	08/25/2025	1,242
3135G05X7	41559	FNMA NOTES	11/26/2021	9,721,719.20	10,000,000.00	9,318,437.00	0.375	1.198	1.214	08/25/2025	1,242
880591EW8	40799	TENNESSEE VALLEY AUTHORITY	12/03/2020	19,225,563.90	19,075,000.00	18,080,462.31	0.750	0.487	0.494	05/15/2025	1,140
<b>Subtotal and Average</b>				<b>1,311,508,854.46</b>	<b>1,310,259,000.00</b>	<b>1,282,988,681.55</b>		<b>1.145</b>	<b>1.161</b>		<b>664</b>
<b>Federal Agency Bonds - CALLABLE</b>											
3133ELVX9	40445	FFCB NOTES	04/08/2020	15,000,000.00	15,000,000.00	14,564,461.35	0.875	0.863	0.875	04/08/2024	738
3133EL5S9	40568	FFCB NOTES	09/03/2020	20,000,000.00	20,000,000.00	19,098,647.80	0.480	0.473	0.480	09/03/2024	886
3133EL6E9	40581	FFCB NOTES	09/09/2020	15,000,000.00	15,000,000.00	14,343,250.20	0.420	0.414	0.420	09/09/2024	892
3133EMBE1	40720	FFCB NOTES	11/04/2020	14,433,917.29	14,450,000.00	13,873,469.13	0.300	0.351	0.356	03/28/2024	727
3133EMHE5	40831	FFCB NOTES	12/11/2020	15,218,204.30	15,220,000.00	15,101,154.48	0.170	0.185	0.187	11/30/2022	243
3133EMLE0	40864	FFCB NOTES	12/22/2020	20,000,000.00	20,000,000.00	19,524,910.80	0.190	0.187	0.190	09/22/2023	539
3133EMLP5	40870	FFCB NOTES	12/24/2020	15,000,000.00	15,000,000.00	14,177,264.10	0.320	0.315	0.320	12/23/2024	997
3133EMVS8	41063	FFCB NOTES	04/14/2021	40,000,000.00	40,000,000.00	37,884,657.20	0.690	0.680	0.690	04/14/2025	1,109
3133ENJC5	41695	FFCB NOTES	12/22/2021	12,000,000.00	12,000,000.00	11,281,925.76	1.290	1.272	1.290	12/22/2026	1,726
3133ENJC5	41696	FFCB NOTES	12/22/2021	12,000,000.00	12,000,000.00	11,281,925.76	1.290	1.272	1.290	12/22/2026	1,726
3133ENQD5	41869	FFCB NOTES	03/01/2022	7,000,000.00	7,000,000.00	6,844,502.35	2.170	2.140	2.170	03/01/2027	1,795
3133ENQD5	41870	FFCB NOTES	03/01/2022	10,000,000.00	10,000,000.00	9,777,860.50	2.170	2.140	2.170	03/01/2027	1,795
3133ENQD5	41871	FFCB NOTES	03/01/2022	10,000,000.00	10,000,000.00	9,777,860.50	2.170	2.140	2.170	03/01/2027	1,795
3130AJLA5	40502	FHLB NOTES	05/19/2020	5,000,000.00	5,000,000.00	4,734,000.50	0.750	0.739	0.750	05/19/2025	1,144
3130ALDL5	40968	FHLB NOTES	02/25/2021	35,000,000.00	35,000,000.00	32,804,288.30	0.625	0.616	0.625	02/25/2026	1,426
3130ALMM3	41031	FHLB NOTES	03/30/2021	9,200,000.00	9,200,000.00	8,694,788.26	1.000	0.986	1.000	03/30/2026	1,459
3130ALCV4	41057	FHLB NOTES	04/13/2021	14,888,705.48	15,000,000.00	13,912,235.40	0.750	0.932	0.945	02/24/2026	1,425
3130ALZ31	41110	FHLB NOTES	04/28/2021	35,000,000.00	35,000,000.00	33,512,688.65	0.625	0.616	0.625	10/28/2024	941



**Fund COMM - COMMINGLED POOL**  
**Investments by Fund**  
**March 31, 2022**

CUSIP	Investment #	Issuer	Purchase Date	Book Value	Par Value	Market Value	Current Rate	YTM 360	YTM 365	Maturity Date	Days To Maturity
<b>Federal Agency Bonds - CALLABLE</b>											
3130AM4N9	41113	FHLB NOTES	04/29/2021	15,000,000.00	15,000,000.00	14,196,585.00	1.000	0.986	1.000	04/29/2026	1,489
3130ANA42	41260	FHLB NOTES	07/28/2021	11,995,080.00	12,000,000.00	11,344,876.20	0.650	0.654	0.663	04/28/2025	1,123
3130ALEY6	41278	FHLB NOTES	08/04/2021	24,721,528.85	24,730,000.00	23,272,758.04	0.800	0.797	0.808	03/04/2026	1,433
3130ANWF3	41332	FHLB NOTES	08/30/2021	45,000,000.00	45,000,000.00	41,808,716.55	0.970	0.956	0.970	08/25/2026	1,607
3130ANVR8	41365	FHLB NOTES	09/14/2021	24,000,000.00	24,000,000.00	22,650,135.12	1.000	0.986	1.000	08/14/2026	1,596
3130AKZ25	41640	FHLB NOTES	12/08/2021	17,877,572.59	18,300,000.00	17,013,044.45	0.650	1.241	1.259	02/26/2026	1,427
3130ANMH0	41652	FHLB NOTES	12/13/2021	24,719,205.69	25,000,000.00	23,453,704.75	1.100	1.346	1.365	08/20/2026	1,602
3130AQDY6	41716	FHLB NOTES	12/30/2021	16,040,000.00	16,040,000.00	15,497,403.21	1.000	0.986	1.000	12/30/2024	1,004
3130AMU67	41933	FHLB NOTES	03/23/2022	14,364,895.95	15,000,000.00	14,341,351.20	0.400	2.318	2.350	06/28/2024	819
3130AMU67	41934	FHLB NOTES	03/23/2022	14,367,569.45	15,000,000.00	14,341,351.20	0.400	2.309	2.341	06/28/2024	819
3130ARFG1	41954	FHLB NOTES	03/30/2022	20,000,000.00	20,000,000.00	19,766,435.40	2.400	2.367	2.400	03/25/2027	1,819
3130AKYH3	41960	FHLB NOTES	03/31/2022	18,029,924.60	19,655,000.00	18,020,110.66	0.830	2.618	2.655	02/10/2027	1,776
3134GVVX3	40506	FHLMC NOTES	05/28/2020	6,000,000.00	6,000,000.00	5,671,861.80	0.750	0.739	0.750	05/28/2025	1,153
3134GVYX0	40508	FHLMC NOTES	06/03/2020	10,000,000.00	10,000,000.00	9,633,491.40	0.500	0.493	0.500	06/03/2024	794
3134GVYX0	40509	FHLMC NOTES	06/03/2020	10,000,000.00	10,000,000.00	9,633,491.40	0.500	0.493	0.500	06/03/2024	794
3134GWUD6	40625	FHLMC NOTES	09/30/2020	15,000,000.00	15,000,000.00	14,164,359.30	0.400	0.394	0.400	12/30/2024	1,004
3134GWWR3	40626	FHLMC NOTES	09/30/2020	24,500,000.00	24,500,000.00	22,802,211.74	0.520	0.512	0.520	09/30/2025	1,278
3134GWZR0	40657	FHLMC NOTES	10/21/2020	8,765,797.71	8,770,000.00	8,319,364.25	0.400	0.413	0.418	10/21/2024	934
3134GW6E1	40706	FHLMC NOTES	11/02/2020	60,000,000.00	60,000,000.00	58,243,933.80	0.320	0.315	0.320	11/02/2023	580
3134GW6E1	40707	FHLMC NOTES	11/02/2020	5,000,000.00	5,000,000.00	4,853,661.15	0.320	0.315	0.320	11/02/2023	580
3134GXBL7	40754	FHLMC NOTES	11/18/2020	13,867,353.64	13,873,000.00	13,480,702.64	0.300	0.320	0.325	11/16/2023	594
3134GXDK7	40783	FHLMC NOTES	11/30/2020	30,000,000.00	30,000,000.00	28,698,028.80	0.325	0.320	0.325	05/30/2024	790
3134GXEX8	40805	FHLMC NOTES	12/07/2020	21,322,495.39	21,325,000.00	20,904,708.77	0.250	0.256	0.260	06/01/2023	426
3136G4XZ1	40522	FNMA NOTES	06/30/2020	15,000,000.00	15,000,000.00	14,185,998.00	0.740	0.729	0.740	06/30/2025	1,186
3136G4XZ1	40523	FNMA NOTES	06/30/2020	5,000,000.00	5,000,000.00	4,728,666.00	0.740	0.729	0.740	06/30/2025	1,186
3136G4YU1	40528	FNMA NOTES	07/15/2020	10,000,000.00	10,000,000.00	9,449,479.60	0.730	0.720	0.730	07/15/2025	1,201
3136G4YU1	40529	FNMA NOTES	07/15/2020	5,518,000.00	5,518,000.00	5,214,222.84	0.730	0.720	0.730	07/15/2025	1,201
3136G4A45	40534	FNMA NOTES	07/22/2020	20,000,000.00	20,000,000.00	18,880,986.20	0.710	0.700	0.710	07/22/2025	1,208
3136G4B77	40543	FNMA NOTES	08/04/2020	20,000,000.00	20,000,000.00	18,867,368.80	0.700	0.690	0.700	08/04/2025	1,221
3135G05P4	40546	FNMA NOTES	08/10/2020	24,996,069.43	25,000,000.00	24,421,834.00	0.300	0.307	0.311	08/03/2023	489
3136G4H63	40550	FNMA NOTES	08/19/2020	11,500,000.00	11,500,000.00	10,735,618.57	0.550	0.542	0.550	08/19/2025	1,236
3136G4H63	40551	FNMA NOTES	08/19/2020	10,000,000.00	10,000,000.00	9,335,320.50	0.550	0.542	0.550	08/19/2025	1,236

Portfolio SCL2  
AP

FI (PRF\_FI) 7.3.11  
Report Ver. 7.3.11

**Fund COMM - COMMINGLED POOL**  
**Investments by Fund**  
**March 31, 2022**

CUSIP	Investment #	Issuer	Purchase Date	Book Value	Par Value	Market Value	Current Rate	YTM 360	YTM 365	Maturity Date	Days To Maturity
<b>Federal Agency Bonds - CALLABLE</b>											
3136G4H63	40552	FNMA NOTES	08/19/2020	15,000,000.00	15,000,000.00	14,002,980.75	0.550	0.542	0.550	08/19/2025	1,236
3136G4X40	40575	FNMA NOTES	09/08/2020	12,637,835.01	12,640,000.00	11,862,114.56	0.600	0.596	0.605	08/26/2025	1,243
3136G43H4	40592	FNMA NOTES	09/16/2020	11,685,000.00	11,685,000.00	11,158,821.88	0.400	0.394	0.400	09/16/2024	899
3136G43C5	40611	FNMA NOTES	09/24/2020	10,000,000.00	10,000,000.00	9,756,680.70	0.300	0.295	0.300	10/24/2023	571
3136G46K4	40685	FNMA NOTES	10/28/2020	35,000,000.00	35,000,000.00	32,768,333.85	0.500	0.493	0.500	07/28/2025	1,214
3136G46K4	40686	FNMA NOTES	10/28/2020	14,000,000.00	14,000,000.00	13,107,333.54	0.500	0.493	0.500	07/28/2025	1,214
3136G46K4	40687	FNMA NOTES	10/28/2020	26,000,000.00	26,000,000.00	24,342,190.86	0.500	0.493	0.500	07/28/2025	1,214
3136G45C3	40749	FNMA NOTES	11/17/2020	9,986,634.27	10,000,000.00	9,306,299.50	0.540	0.570	0.577	10/27/2025	1,305
3135GA2Z3	40780	FNMA NOTES	11/27/2020	24,986,319.83	25,000,000.00	23,279,651.75	0.560	0.567	0.575	11/17/2025	1,326
3135GA7F2	40847	FNMA NOTES	12/15/2020	39,800,000.00	39,800,000.00	38,417,207.51	0.350	0.345	0.350	03/15/2024	714
3135GAAJ0	40873	FNMA NOTES	12/28/2020	40,000,000.00	40,000,000.00	38,368,545.60	0.360	0.355	0.359	07/26/2024	847
3135GAAJ0	40874	FNMA NOTES	12/28/2020	20,000,000.00	20,000,000.00	19,184,272.80	0.360	0.355	0.359	07/26/2024	847
3136G4W41	41809	FNMA NOTES	02/03/2022	29,104,341.34	30,000,000.00	28,151,691.30	0.650	1.534	1.556	08/25/2025	1,242
<b>Subtotal and Average</b>				<b>1,165,526,450.82</b>	<b>1,170,206,000.00</b>	<b>1,112,827,796.98</b>		<b>0.756</b>	<b>0.766</b>		<b>1,101</b>
<b>US Treasury Notes</b>											
9128286Z8	40155	U.S. TREASURY NOTES	12/13/2019	30,004,054.65	30,000,000.00	29,587,500.00	1.750	1.719	1.743	06/30/2024	821
9128282P4	40210	U.S. TREASURY NOTES	12/31/2019	40,034,484.36	40,000,000.00	40,145,320.00	1.875	1.586	1.608	07/31/2022	121
91282CBH3	41010	U.S. TREASURY NOTES	03/23/2021	29,460,750.66	30,000,000.00	27,678,510.00	0.375	0.842	0.854	01/31/2026	1,401
91282CAJ0	41011	U.S. TREASURY NOTES	03/23/2021	29,504,084.46	30,000,000.00	27,789,840.00	0.250	0.732	0.743	08/31/2025	1,248
912828ZW3	41016	U.S. TREASURY NOTES	03/24/2021	24,661,974.07	25,000,000.00	23,249,025.00	0.250	0.663	0.672	06/30/2025	1,186
912828XB1	41023	U.S. TREASURY NOTES	03/26/2021	26,176,644.71	25,000,000.00	24,719,725.00	2.125	0.588	0.596	05/15/2025	1,140
91282CAB7	41024	U.S. TREASURY NOTES	03/26/2021	34,532,692.22	35,000,000.00	32,484,375.00	0.250	0.647	0.656	07/31/2025	1,217
91282CBE0	41048	U.S. TREASURY NOTES	04/08/2021	44,864,818.66	45,000,000.00	43,324,785.00	0.125	0.289	0.293	01/15/2024	654
912828V80	41054	U.S. TREASURY NOTES	04/12/2021	46,595,232.01	45,000,000.00	44,980,650.00	2.250	0.303	0.307	01/31/2024	670
912828ZW3	41062	U.S. TREASURY NOTES	04/13/2021	39,418,414.96	40,000,000.00	37,198,440.00	0.250	0.695	0.705	06/30/2025	1,186
91282CAJ0	41067	U.S. TREASURY NOTES	04/14/2021	29,510,062.50	30,000,000.00	27,789,840.00	0.250	0.726	0.736	08/31/2025	1,248
912828ZT0	41075	U.S. TREASURY NOTES	04/15/2021	29,611,662.24	30,000,000.00	27,949,230.00	0.250	0.656	0.665	05/31/2025	1,156
91282CBH3	41484	U.S. TREASURY NOTES	10/29/2021	24,347,152.59	25,000,000.00	23,065,425.00	0.375	1.058	1.073	01/31/2026	1,401
9128287B0	41496	U.S. TREASURY NOTES	11/03/2021	25,809,000.46	25,000,000.00	24,398,450.00	1.875	1.076	1.091	06/30/2026	1,551
91282CAJ0	41517	U.S. TREASURY NOTES	11/12/2021	29,227,656.70	30,000,000.00	27,789,840.00	0.250	1.006	1.020	08/31/2025	1,248
9128285Z9	41541	U.S. TREASURY NOTES	11/19/2021	36,214,889.97	35,000,000.00	35,138,075.00	2.500	0.584	0.592	01/31/2024	670

**Fund COMM - COMMINGLED POOL**  
**Investments by Fund**  
**March 31, 2022**

CUSIP	Investment #	Issuer	Purchase Date	Book Value	Par Value	Market Value	Current Rate	YTM 360	YTM 365	Maturity Date	Days To Maturity
<b>US Treasury Notes</b>											
9128286X3	41550	U.S. TREASURY NOTES	11/23/2021	25,875,907.31	25,000,000.00	24,640,625.00	2.125	1.239	1.257	05/31/2026	1,521
912828P46	41602	U.S. TREASURY NOTES	11/26/2021	40,569,625.49	40,000,000.00	38,710,920.00	1.625	1.229	1.246	02/15/2026	1,416
9128282D1	41613	U.S. TREASURY NOTES	11/30/2021	40,525,899.84	40,000,000.00	39,621,880.00	1.375	0.434	0.440	08/31/2023	517
9128286A3	41619	U.S. TREASURY NOTES	12/01/2021	31,744,274.35	30,000,000.00	30,151,170.00	2.625	1.055	1.070	01/31/2026	1,401
912828P46	41623	U.S. TREASURY NOTES	12/02/2021	25,496,047.98	25,000,000.00	24,194,325.00	1.625	1.084	1.099	02/15/2026	1,416
912828YD6	41656	U.S. TREASURY NOTES	12/13/2021	40,292,719.22	40,000,000.00	38,179,680.00	1.375	1.187	1.203	08/31/2026	1,613
912828P79	41658	U.S. TREASURY NOTES	12/13/2021	40,410,834.98	40,000,000.00	39,954,680.00	1.500	0.367	0.372	02/28/2023	333
91282CAT8	41659	U.S. TREASURY NOTES	12/13/2021	38,750,888.13	40,000,000.00	36,920,320.00	0.250	1.127	1.143	10/31/2025	1,309
91282CBM2	41660	U.S. TREASURY NOTES	12/13/2021	39,569,987.80	40,000,000.00	38,435,920.00	0.125	0.693	0.703	02/15/2024	685
91282CBM2	41682	U.S. TREASURY NOTES	12/17/2021	39,586,778.09	40,000,000.00	38,435,920.00	0.125	0.671	0.680	02/15/2024	685
9128284U1	41686	U.S. TREASURY NOTES	12/20/2021	41,061,938.96	40,000,000.00	40,346,880.00	2.625	0.483	0.490	06/30/2023	455
9128284U1	41687	U.S. TREASURY NOTES	12/20/2021	20,527,140.37	20,000,000.00	20,173,440.00	2.625	0.498	0.505	06/30/2023	455
912828YG9	41816	U.S. TREASURY NOTES	02/07/2022	19,896,313.48	20,000,000.00	19,281,240.00	1.625	1.721	1.745	09/30/2026	1,643
<b>Subtotal and Average</b>				<b>964,281,931.22</b>	<b>960,000,000.00</b>	<b>926,336,030.00</b>		<b>0.830</b>	<b>0.842</b>		<b>1,000</b>
<b>Corporate Bonds</b>											
037833DL1	39831	APPLE INC	09/11/2019	6,999,823.70	7,000,000.00	7,011,867.24	1.700	1.682	1.705	09/11/2022	163
037833CU2	40165	APPLE INC	12/16/2019	10,162,932.49	10,000,000.00	10,089,559.90	2.850	2.010	2.038	05/11/2024	771
037833DF4	40274	APPLE INC	01/23/2020	5,109,884.13	5,000,000.00	5,012,950.20	2.750	1.892	1.918	01/13/2025	1,018
037833DV9	40499	APPLE INC	05/11/2020	6,992,948.15	7,000,000.00	6,912,858.47	0.750	0.830	0.842	05/11/2023	405
037833DX5	40553	APPLE INC	08/20/2020	29,952,052.67	30,000,000.00	27,980,600.40	0.550	0.589	0.597	08/20/2025	1,237
037833EB2	40926	APPLE INC	02/08/2021	19,982,893.67	20,000,000.00	18,613,356.20	0.700	0.712	0.722	02/08/2026	1,409
023135BW5	41175	Amazon	06/10/2021	25,049,370.96	25,000,000.00	24,107,018.75	0.450	0.351	0.355	05/12/2024	772
084670BJ6	39496	BERKSHIRE HATHWY	04/30/2019	10,538,313.81	10,500,000.00	10,613,502.06	3.000	2.517	2.552	02/11/2023	316
084670BR8	39544	BERKSHIRE HATHWY	05/16/2019	16,644,651.85	16,624,000.00	16,740,552.03	2.750	2.576	2.611	03/15/2023	348
084670BR8	40080	BERKSHIRE HATHWY	11/26/2019	21,797,165.35	21,623,000.00	21,774,600.37	2.750	1.850	1.876	03/15/2023	348
084664CZ2	41908	BERKSHIRE HATHWY	03/15/2022	39,992,467.56	40,000,000.00	39,312,642.00	2.300	2.272	2.304	03/15/2027	1,809
19416QEL0	39553	COLGATE-PALMOLIVE CO	05/20/2019	9,498,801.90	9,506,000.00	9,542,466.25	2.250	2.344	2.377	11/15/2022	228
166764AB6	40454	CHEVRON CORP.	04/13/2020	23,420,077.97	23,318,000.00	23,414,240.38	2.355	1.668	1.691	12/05/2022	248
166764BV1	40500	CHEVRON CORP.	05/11/2020	5,000,000.00	5,000,000.00	4,938,606.60	1.141	1.125	1.141	05/11/2023	405
166756AE6	40548	CHEVRON CORP.	08/12/2020	15,000,000.00	15,000,000.00	14,021,198.55	0.687	0.677	0.687	08/12/2025	1,229
166764BV1	40674	CHEVRON CORP.	10/26/2020	31,641,119.08	31,370,000.00	30,984,817.81	1.141	0.353	0.358	05/11/2023	405

**Fund COMM - COMMINGLED POOL**  
**Investments by Fund**  
**March 31, 2022**

CUSIP	Investment #	Issuer	Purchase Date	Book Value	Par Value	Market Value	Current Rate	YTM 360	YTM 365	Maturity Date	Days To Maturity
<b>Corporate Bonds</b>											
166756AJ5	41097	CHEVRON CORP.	04/26/2021	13,823,769.45	13,800,000.00	13,497,578.24	0.426	0.294	0.298	08/11/2023	497
57629WDG2	41926	MASSMUTUAL GLOBAL FUNDING	03/21/2022	19,992,074.07	20,000,000.00	19,992,516.20	2.800	2.775	2.813	03/21/2025	1,085
59217GEE5	40238	MET LIFE GLOBAL FUNDING	01/13/2020	10,002,350.00	10,000,000.00	10,001,723.60	1.950	1.892	1.918	01/13/2023	287
58989V2C7	41073	MET LIFE GLOBAL FUNDING	04/15/2021	10,002,368.22	10,000,000.00	9,583,580.80	0.700	0.678	0.688	04/05/2024	735
59217GEN5	41168	MET LIFE GLOBAL FUNDING	06/08/2021	14,988,636.14	15,000,000.00	14,203,064.55	0.550	0.577	0.585	06/07/2024	798
59217GEK1	41342	MET LIFE GLOBAL FUNDING	09/01/2021	9,806,353.17	9,793,000.00	9,569,285.18	0.450	0.348	0.353	09/01/2023	518
59217GEH8	41824	MET LIFE GLOBAL FUNDING	02/09/2022	18,956,816.55	19,048,000.00	18,724,944.40	0.900	1.290	1.308	06/08/2023	433
59217GBY4	41873	MET LIFE GLOBAL FUNDING	03/01/2022	8,824,070.99	8,500,000.00	8,546,449.61	3.450	2.548	2.584	12/18/2026	1,722
594918BX1	39489	MICROSOFT CORP	04/29/2019	6,522,657.25	6,500,000.00	6,588,340.98	2.875	2.635	2.672	02/06/2024	676
594918BQ6	40005	MICROSOFT CORP	11/01/2019	10,845,002.34	10,815,000.00	10,853,126.55	2.000	1.762	1.786	08/08/2023	494
637639AB1	41103	National SEC Clearings Corp	04/27/2021	5,070,640.04	5,000,000.00	4,793,145.90	1.500	1.013	1.027	04/23/2025	1,118
64952WDT7	41081	NEW YORK LIFE GLOBAL	04/19/2021	18,603,836.21	18,611,000.00	18,042,019.86	0.400	0.419	0.424	10/21/2023	568
64952WEB5	41104	NEW YORK LIFE GLOBAL	04/27/2021	29,987,773.89	30,000,000.00	28,691,963.10	0.550	0.562	0.569	04/27/2024	757
64952WED1	41174	NEW YORK LIFE GLOBAL	06/09/2021	19,983,747.11	20,000,000.00	18,523,346.80	1.150	1.154	1.170	06/09/2026	1,530
64952WEJ8	41483	NEW YORK LIFE GLOBAL	10/29/2021	24,972,074.07	25,000,000.00	23,915,183.75	0.900	0.931	0.944	10/29/2024	942
64952WEK5	41757	NEW YORK LIFE GLOBAL	01/14/2022	34,964,895.00	35,000,000.00	33,671,171.80	1.450	1.466	1.486	01/14/2025	1,019
64952WED1	41825	NEW YORK LIFE GLOBAL	02/09/2022	9,109,557.68	9,445,000.00	8,747,650.53	1.150	2.012	2.040	06/09/2026	1,530
6944PL2C2	41330	PACIFIC LIFE GLOBAL	08/27/2021	40,068,175.87	40,000,000.00	38,863,859.60	0.500	0.378	0.384	09/23/2023	540
742651DP4	40337	PRIVATE EXPORT FUND CORPORATIO	02/18/2020	11,611,284.73	11,385,000.00	11,335,808.03	2.450	1.526	1.548	07/15/2024	836
742651DX7	40379	PRIVATE EXPORT FUND CORPORATIO	03/13/2020	11,847,311.16	11,610,000.00	11,330,081.16	1.750	0.938	0.951	11/15/2024	959
74274TAH3	41117	PRIVATE EXPORT FUND CORPORATIO	04/29/2021	34,980,219.40	35,000,000.00	34,326,979.40	0.300	0.348	0.353	04/28/2023	392
74274TAG5	41284	PRIVATE EXPORT FUND CORPORATIO	08/05/2021	20,037,618.42	20,000,000.00	19,123,067.00	0.550	0.462	0.468	07/30/2024	851
74274TAG5	41558	PRIVATE EXPORT FUND CORPORATIO	11/23/2021	9,924,342.50	10,000,000.00	9,561,533.50	0.550	0.867	0.879	07/30/2024	851
742718FV6	41801	PROCTER & GAMBLE	02/01/2022	54,924,503.33	55,000,000.00	53,279,957.50	1.900	1.903	1.929	02/01/2027	1,767
74153WCQ0	41639	PRICOA Global Funding 1_PRU	12/08/2021	19,981,559.37	20,000,000.00	19,134,800.00	1.150	1.168	1.185	12/06/2024	980
21688AAQ5	40892	RABOBANK	01/12/2021	6,997,133.31	7,000,000.00	6,731,459.07	0.375	0.392	0.398	01/12/2024	651
89236TFX8	39439	TOYOTA MOTOR CREDIT CORP	04/12/2019	24,999,839.58	25,000,000.00	25,008,357.75	2.650	2.635	2.671	04/12/2022	11
89236TFX8	39452	TOYOTA MOTOR CREDIT CORP	04/17/2019	14,999,829.63	15,000,000.00	15,005,014.65	2.650	2.652	2.688	04/12/2022	11
89236TGT6	40326	TOYOTA MOTOR CREDIT CORP	02/13/2020	29,988,476.00	30,000,000.00	29,154,331.50	1.800	1.789	1.814	02/13/2025	1,049
90327QD48	40477	USAA CAPITAL CORP	04/21/2020	2,498,890.83	2,500,000.00	2,477,708.10	1.500	1.520	1.542	05/01/2023	395
90331HPC1	39569	U S BANK	05/23/2019	14,999,234.44	15,000,000.00	15,015,217.95	2.650	2.650	2.687	05/23/2022	52
90331HPF4	40117	U S BANK	12/09/2019	28,993,899.03	29,000,000.00	29,082,522.69	1.950	1.950	1.977	01/09/2023	283

Portfolio SCL2  
AP

FI (PRF\_FI) 7.3.11  
Report Ver. 7.3.11

**Fund COMM - COMMINGLED POOL**  
**Investments by Fund**  
**March 31, 2022**

CUSIP	Investment #	Issuer	Purchase Date	Book Value	Par Value	Market Value	Current Rate	YTM 360	YTM 365	Maturity Date	Days To Maturity
<b>Corporate Bonds</b>											
90331HPF4	40154	U S BANK	12/13/2019	11,000,000.00	11,000,000.00	11,031,301.71	1.950	1.922	1.949	01/09/2023	283
90331HPL1	40268	U S BANK	01/21/2020	19,976,096.67	20,000,000.00	19,601,335.00	2.050	2.066	2.095	01/21/2025	1,026
92826CAC6	39527	VISA	05/09/2019	11,169,404.00	11,156,000.00	11,241,901.20	2.800	2.583	2.619	12/14/2022	257
931142EL3	39714	WALMART	07/29/2019	5,071,849.16	5,000,000.00	5,060,204.35	2.850	2.148	2.178	07/08/2024	829
931142EK5	39996	WALMART	10/30/2019	10,177,729.48	10,000,000.00	10,174,758.40	3.400	1.878	1.904	06/26/2023	451
931142DV2	40315	WALMART	02/07/2020	28,613,480.40	27,975,000.00	28,159,875.03	2.650	1.741	1.765	12/15/2024	989
931142ER0	41379	WALMART	09/17/2021	9,983,137.00	10,000,000.00	9,309,834.90	1.050	1.074	1.088	09/17/2026	1,630
931142EM1	41875	WALMART	03/01/2022	2,394,451.08	2,315,000.00	2,344,008.94	3.050	2.141	2.171	07/08/2026	1,559
30231GBB7	39747	EXXON MOBIL CORP	08/16/2019	5,000,000.00	5,000,000.00	5,012,275.00	1.902	1.875	1.902	08/16/2022	137
30231GAC6	39998	EXXON MOBIL CORP	10/31/2019	5,111,705.21	5,000,000.00	5,073,152.30	3.176	1.950	1.977	03/15/2024	714
30231GBH4	40403	EXXON MOBIL CORP	03/19/2020	15,000,000.00	15,000,000.00	15,090,124.95	2.992	2.951	2.992	03/19/2025	1,083
30231GAF9	40505	EXXON MOBIL CORP	05/26/2020	5,214,128.20	5,000,000.00	5,002,488.90	2.709	1.184	1.200	03/06/2025	1,070
<b>Subtotal and Average</b>				<b>999,803,424.27</b>	<b>997,394,000.00</b>	<b>975,547,887.64</b>		<b>1.425</b>	<b>1.445</b>		<b>818</b>
<b>ABS - Green Bonds</b>											
89190GAC1	41182	TOYOTA AUTO REC OWNER TRUST	06/14/2021	29,996,769.00	30,000,000.00	29,012,997.00	0.260	0.261	0.265	11/17/2025	1,326
89238LAC4	41867	Toyota Lease Owner Trust	02/28/2022	18,997,009.40	19,000,000.00	18,679,523.20	1.960	1.951	1.978	02/20/2025	1,056
<b>Subtotal and Average</b>				<b>48,993,778.40</b>	<b>49,000,000.00</b>	<b>47,692,520.20</b>		<b>0.917</b>	<b>0.929</b>		<b>1,221</b>
<b>Asset Backed Securities (ABS)</b>											
02007TAC9	40134	ALLY Auto Receivables Trust	12/11/2019	5,043,864.90	5,044,733.60	5,049,100.83	1.840	1.829	1.854	06/17/2024	808
02582JJR2	41529	American Express Credit Acct	11/17/2021	32,494,923.50	32,500,000.00	31,006,677.00	0.900	0.895	0.908	11/16/2026	1,690
02589BAA8	41919	American Express Credit Acct	03/18/2022	19,498,997.70	19,500,000.00	19,143,838.35	2.210	2.191	2.222	03/15/2027	1,809
05591RAC8	40990	BMW VEHICLE LEASE TRUST	03/10/2021	12,099,616.43	12,100,000.00	11,982,800.61	0.290	0.288	0.292	01/25/2024	664
09690AAD5	41368	BMW VEHICLE LEASE TRUST	09/15/2021	25,999,017.20	26,000,000.00	24,973,200.20	0.430	0.593	0.602	01/27/2025	1,032
05601XAC3	41765	BMW VEHICLE LEASE TRUST	01/19/2022	16,247,570.63	16,250,000.00	15,845,849.50	1.100	1.095	1.111	03/25/2025	1,089
05588CAC6	39861	BMW VEHICLE OWNER TRUST	09/18/2019	4,736,650.14	4,737,286.83	4,747,258.82	1.920	1.907	1.934	01/25/2024	664
09661RAD3	40530	BMW VEHICLE OWNER TRUST	07/15/2020	6,146,394.61	6,146,858.70	6,097,191.47	0.480	0.477	0.484	10/25/2024	938
161571HP2	40336	CHASE ISSUANCE TRUST (ABS)	02/18/2020	26,993,814.30	27,000,000.00	26,942,849.10	1.530	1.523	1.544	01/15/2025	1,020
14041NFU0	39811	Capital One Multi Execution Tr	09/05/2019	34,991,187.00	35,000,000.00	35,062,559.00	1.720	1.711	1.735	08/15/2024	867
14041NFW6	41242	Capital One Multi Execution Tr	07/22/2021	23,499,048.25	23,500,000.00	22,394,724.50	0.550	0.544	0.552	07/15/2026	1,566
14041NFY2	41612	Capital One Multi Execution Tr	11/30/2021	35,995,039.20	36,000,000.00	34,446,862.80	1.040	1.032	1.047	11/16/2026	1,690

**Fund COMM - COMMINGLED POOL**  
**Investments by Fund**  
**March 31, 2022**

CUSIP	Investment #	Issuer	Purchase Date	Book Value	Par Value	Market Value	Current Rate	YTM 360	YTM 365	Maturity Date	Days To Maturity
<b>Asset Backed Securities (ABS)</b>											
14041NFZ9	41952	Capital One Multi Execution Tr	03/30/2022	18,998,567.40	19,000,000.00	18,998,567.40	2.800	2.781	2.819	03/15/2027	1,809
14042WAC4	39586	Capital One Prime Auto Receiv	05/30/2019	1,790,706.65	1,791,069.52	1,796,343.68	2.510	2.500	2.535	11/15/2023	593
14043MAC5	40340	Capital One Prime Auto Receiv	02/19/2020	16,716,137.35	16,719,691.96	16,689,619.92	1.600	1.592	1.614	11/15/2024	959
14044CAC6	41476	Capital One Prime Auto Receiv	10/27/2021	13,999,735.40	14,000,000.00	13,388,061.40	0.770	0.761	0.772	09/15/2026	1,628
14687TAC1	41209	Carvana Auto Receivables Trust	06/24/2021	14,999,145.00	15,000,000.00	14,559,018.00	0.490	0.486	0.492	03/10/2026	1,439
14687JAD1	41406	Carvana Auto Receivables Trust	09/29/2021	9,154,857.96	9,155,841.30	9,086,127.81	0.380	0.381	0.386	01/10/2025	1,015
254683CP8	41402	Discover Card Execution Note	09/27/2021	19,995,718.00	20,000,000.00	18,996,486.00	0.580	0.581	0.589	09/15/2026	1,628
34532NAC9	40958	FORD MOTOR	02/22/2021	19,998,314.00	20,000,000.00	19,525,826.00	0.300	0.299	0.304	08/15/2025	1,232
345329AC0	41397	FORD MOTOR	09/24/2021	20,996,312.40	21,000,000.00	20,429,293.50	0.370	0.376	0.381	10/15/2024	928
345286AC2	41776	FORD CREDIT AUTO OWNER TRUST	01/24/2022	11,998,574.40	12,000,000.00	11,638,806.00	1.290	1.281	1.299	06/15/2026	1,536
36259KAD9	40341	GM Fin'cl Auto Leasing Trust	02/19/2020	417,052.82	417,090.36	417,202.31	1.670	1.659	1.682	12/20/2022	263
36259PAD8	40512	GM Fin'cl Auto Leasing Trust	06/17/2020	1,037,263.94	1,037,398.28	1,036,079.23	0.800	0.798	0.809	07/20/2023	475
362569AC9	40623	GM Fin'cl Auto Leasing Trust	09/29/2020	7,042,891.07	7,043,565.84	7,024,456.65	0.450	0.450	0.456	08/21/2023	507
36261RAC2	40964	GM Fin'cl Auto Leasing Trust	02/24/2021	8,249,155.20	8,250,000.00	8,172,181.88	0.260	0.263	0.266	02/20/2024	690
44891VAC5	41187	Hyundai Auto Lease Sec Trust	06/16/2021	22,496,625.00	22,500,000.00	22,018,407.75	0.330	0.335	0.339	06/17/2024	808
44933MAC5	41387	Hyundai Auto Lease Sec Trust	09/22/2021	25,247,714.88	25,250,000.00	24,509,331.65	0.380	0.380	0.386	09/16/2024	899
44891WAC3	41766	Hyundai Auto Lease Sec Trust	01/19/2022	13,249,707.18	13,250,000.00	12,937,257.60	1.160	1.148	1.164	01/15/2025	1,020
43814WAC9	39269	HONDA AUTO RECEIVABLES OWNER T	02/27/2019	1,498,545.29	1,498,585.45	1,502,296.85	2.830	2.809	2.848	03/20/2023	353
43815MAC0	39582	HONDA AUTO RECEIVABLES OWNER T	05/29/2019	3,750,984.39	3,751,124.31	3,761,168.70	2.520	2.500	2.535	06/21/2023	446
43815NAC8	39777	HONDA AUTO RECEIVABLES OWNER T	08/27/2019	2,583,074.80	2,583,096.24	2,585,237.37	1.780	1.762	1.787	08/15/2023	501
43813RAC1	40346	HONDA AUTO RECEIVABLES OWNER T	02/26/2020	11,286,259.05	11,288,471.59	11,280,663.35	1.610	1.602	1.625	04/21/2024	751
43813GAC5	40965	HONDA AUTO RECEIVABLES OWNER T	02/24/2021	11,749,784.98	11,750,000.00	11,505,192.28	0.270	0.267	0.271	04/21/2025	1,116
43815EAC8	41321	HONDA AUTO RECEIVABLES OWNER T	08/25/2021	17,999,737.20	18,000,000.00	17,352,190.80	0.410	0.405	0.411	11/18/2025	1,327
43815GAC3	41554	HONDA AUTO RECEIVABLES OWNER T	11/24/2021	13,997,048.80	14,000,000.00	13,555,224.20	0.880	0.879	0.891	01/21/2026	1,391
43815MAD8	41717	HONDA AUTO RECEIVABLES OWNER T	12/30/2021	3,576,100.00	3,520,000.00	3,538,877.41	2.540	1.006	1.020	03/21/2025	1,085
43815BAC4	41855	HONDA AUTO RECEIVABLES OWNER T	02/23/2022	22,996,540.80	23,000,000.00	22,588,187.30	1.880	1.868	1.894	05/15/2026	1,505
44891JAC2	40017	HYUNDAI AUTO RECEIVABLES TRUST	11/06/2019	4,264,144.46	4,264,341.04	4,269,676.16	1.940	1.923	1.950	02/15/2024	685
44933LAC7	41111	HYUNDAI AUTO RECEIVABLES TRUST	04/28/2021	9,499,000.60	9,500,000.00	9,262,490.50	0.380	0.379	0.385	09/15/2025	1,263
41284UAD6	40294	Harley-Davidson Motorcycle	01/29/2020	4,636,068.76	4,637,080.11	4,641,520.58	1.870	1.861	1.886	10/15/2024	928
41284NAB6	40950	Harley-Davidson Motorcycle	02/18/2021	1,011,454.89	1,011,553.52	1,010,836.94	0.220	0.223	0.226	04/15/2024	745
477870AC3	39706	JOHN DEERE OWNER TRUST	07/24/2019	2,257,339.72	2,257,819.05	2,263,838.17	2.210	2.199	2.230	12/15/2023	623
47787NAC3	40533	JOHN DEERE OWNER TRUST	07/22/2020	3,733,052.05	3,733,621.05	3,692,066.97	0.510	0.510	0.517	11/15/2024	959

Portfolio SCL2  
AP

FI (PRF\_FI) 7.3.11  
Report Ver. 7.3.11

**Fund COMM - COMMINGLED POOL**  
**Investments by Fund**  
**March 31, 2022**

CUSIP	Investment #	Issuer	Purchase Date	Book Value	Par Value	Market Value	Current Rate	YTM 360	YTM 365	Maturity Date	Days To Maturity
<b>Asset Backed Securities (ABS)</b>											
47788UAC6	40991	JOHN DEERE OWNER TRUST	03/10/2021	7,748,510.45	7,750,000.00	7,505,805.25	0.360	0.363	0.369	09/15/2025	1,263
47789QAC4	41240	JOHN DEERE OWNER TRUST	07/21/2021	7,999,286.40	8,000,000.00	7,665,581.60	0.520	0.517	0.524	03/16/2026	1,445
47787JAC2	41910	JOHN DEERE OWNER TRUST	03/16/2022	9,997,788.00	10,000,000.00	9,870,324.00	2.320	2.309	2.341	09/16/2026	1,629
58770FAC6	40392	MERCEDES-BENZ AUTO LEASE TRUST	03/17/2020	3,653,797.40	3,667,263.13	3,668,489.83	1.840	2.080	2.109	12/15/2022	258
58770FAC6	40410	MERCEDES-BENZ AUTO LEASE TRUST	03/23/2020	720,617.21	733,452.63	733,697.97	1.840	3.073	3.116	12/15/2022	258
58769EAB4	40608	MERCEDES-BENZ AUTO LEASE TRUST	09/23/2020	96,138.72	96,147.48	96,110.14	0.310	0.313	0.317	02/15/2023	320
58769KAD6	41220	MERCEDES-BENZ AUTO LEASE TRUST	06/29/2021	14,748,886.38	14,750,000.00	14,374,454.68	0.400	0.399	0.404	11/15/2024	959
58769TAD7	39883	MERCEDES -BENZ AUTO REC TRUST	09/25/2019	9,289,282.28	9,290,561.59	9,303,902.84	1.930	1.917	1.944	03/15/2024	714
58769VAC4	40515	MERCEDES -BENZ AUTO REC TRUST	06/23/2020	4,006,586.29	4,006,899.23	3,969,950.41	0.550	0.546	0.554	02/18/2025	1,054
58772WAC7	41389	MERCEDES -BENZ AUTO REC TRUST	09/22/2021	20,247,351.30	20,250,000.00	19,443,298.73	0.460	0.459	0.466	06/15/2026	1,536
65479HAC1	39578	Nissan Auto Receivables Owner	05/28/2019	5,393,196.08	5,394,415.76	5,417,244.93	2.500	2.489	2.523	11/15/2023	593
65480BAC1	41206	Nissan Auto Receivables Owner	06/23/2021	39,999,324.00	40,000,000.00	38,710,128.00	0.330	0.326	0.331	10/15/2025	1,293
65479QAC1	41856	Nissan Auto Receivables Owner	02/23/2022	17,296,607.47	17,300,000.00	16,987,337.10	1.860	1.850	1.876	08/17/2026	1,599
80286DAC2	41207	Santander Retail Auto Lease Tr	06/23/2021	15,448,048.67	15,450,000.00	14,941,009.02	0.510	0.511	0.518	08/20/2024	872
80286CAC4	41391	Santander Retail Auto Lease Tr	09/22/2021	7,499,643.00	7,500,000.00	7,293,606.00	0.500	0.496	0.503	03/20/2025	1,084
89231PAD0	38958	TOYOTA AUTO REC OWNER TRUST	11/07/2018	197,950.12	197,992.95	198,191.12	3.180	3.167	3.211	03/15/2023	348
89233MAD5	40038	TOYOTA AUTO REC OWNER TRUST	11/13/2019	9,745,614.11	9,746,317.79	9,773,337.51	1.920	1.904	1.931	01/15/2024	654
89240BAC2	40930	TOYOTA AUTO REC OWNER TRUST	02/08/2021	15,497,123.20	15,500,000.00	15,205,943.30	0.260	0.265	0.269	05/15/2025	1,140
89238JAC9	41521	TOYOTA AUTO REC OWNER TRUST	11/15/2021	11,499,755.05	11,500,000.00	11,065,758.85	0.710	0.702	0.712	04/15/2026	1,475
89190GAB3	41718	TOYOTA AUTO REC OWNER TRUST	12/30/2021	2,458,982.37	2,462,059.94	2,452,155.07	0.140	0.422	0.428	01/16/2024	655
89239KAC5	41797	TOYOTA AUTO REC OWNER TRUST	01/31/2022	12,997,790.00	13,000,000.00	12,631,660.60	1.230	1.224	1.241	06/15/2026	1,536
89238EAC0	41089	Toyota Lease Owner Trust	04/21/2021	12,998,482.90	13,000,000.00	12,759,839.30	0.390	0.392	0.397	04/22/2024	752
92868VAC3	40801	Volkswagen Auto Lease Trust	12/03/2020	7,498,586.25	7,500,000.00	7,438,524.00	0.390	0.750	0.760	01/22/2024	661
92348KAL7	41780	VERIZON MASTER TRUST	01/25/2022	20,999,464.50	21,000,000.00	20,626,531.80	1.040	1.029	1.043	01/20/2027	1,755
92349GAA9	39612	VERIZON OWNER TRUST	06/12/2019	9,655,679.23	9,656,354.21	9,681,269.54	2.330	2.312	2.344	12/20/2023	628
92348AAA3	39920	VERIZON OWNER TRUST	10/08/2019	12,965,048.88	12,966,048.56	12,982,752.72	1.940	1.924	1.951	04/20/2024	750
92290BAA9	40549	VERIZON OWNER TRUST	08/12/2020	29,243,857.50	29,250,000.00	28,845,583.65	0.470	0.473	0.480	02/20/2025	1,056
92348CAA9	40712	VERIZON OWNER TRUST	11/02/2020	20,496,672.85	20,500,000.00	20,103,064.65	0.410	0.412	0.417	04/21/2025	1,116
98164EAC9	40937	World Omni Auto Rec'vble Trust	02/10/2021	13,999,046.60	14,000,000.00	13,689,055.80	0.300	0.298	0.303	01/15/2026	1,385
98163HAB5	41392	World Omni Auto Rec'vble Trust	09/22/2021	5,700,366.18	5,700,728.18	5,662,297.29	0.290	0.289	0.293	02/18/2025	1,054
<b>Subtotal and Average</b>				<b>935,073,221.69</b>	<b>935,157,470.20</b>	<b>914,822,352.24</b>	<b>0.963</b>	<b>0.977</b>		<b>1,193</b>	

**Fund COMM - COMMINGLED POOL**  
**Investments by Fund**  
**March 31, 2022**

CUSIP	Investment #	Issuer	Purchase Date	Book Value	Par Value	Market Value	Current Rate	YTM 360	YTM 365	Maturity Date	Days To Maturity
<b>Municipal Bonds</b>											
13063DVM7	40577	CALIFORNIA STATE	09/09/2020	28,635,902.91	26,650,000.00	28,009,416.50	5.000	0.266	0.270	11/01/2023	579
13077DQD7	41265	CALIF STATE UNIV	07/29/2021	5,000,000.00	5,000,000.00	4,637,500.00	0.862	0.850	0.862	11/01/2025	1,310
419792F76	41438	Hawaii State	10/12/2021	24,445,000.00	24,445,000.00	23,915,276.85	0.422	0.416	0.422	08/01/2023	487
374288AB4	40910	J PAUL GETTY TRUST	01/28/2021	15,000,000.00	15,000,000.00	14,460,456.15	0.391	0.385	0.391	01/01/2024	640
54438CYH9	40736	Los Angeles CA CMNTY CLG DIST	11/10/2020	4,000,000.00	4,000,000.00	3,913,440.00	0.444	0.437	0.444	08/01/2023	487
79739GPD2	41668	SAN DIEGO CNTY ARPT AUTH	12/08/2021	2,495,000.00	2,495,000.00	2,366,757.00	1.341	1.322	1.340	07/01/2025	1,187
7976466Q4	40498	SAN FRANCISCO CITY & CNTY CA	05/07/2020	1,260,437.37	1,250,000.00	1,259,950.00	5.000	0.877	0.889	06/15/2022	75
799408Z69	40654	San Ramon Valley Unified SCD	10/20/2020	5,040,000.00	5,040,000.00	4,930,430.40	0.367	0.361	0.367	08/01/2023	487
91412GWY7	39314	UNIVERSITY CALIFORNIA REVS	03/15/2019	4,001,208.84	4,000,000.00	4,009,600.00	2.826	2.530	2.566	05/15/2022	44
91412HEX7	39321	UNIVERSITY CALIFORNIA REVS	03/19/2019	1,000,000.00	1,000,000.00	1,007,690.00	2.657	2.620	2.657	05/15/2023	409
91412HEW9	39322	UNIVERSITY CALIFORNIA REVS	03/19/2019	665,000.00	665,000.00	666,429.75	2.608	2.571	2.606	05/15/2022	44
91412HGE7	40532	UNIVERSITY CALIFORNIA REVS	07/16/2020	5,000,000.00	5,000,000.00	4,699,750.00	0.883	0.870	0.883	05/15/2025	1,140
91412HJK0	40993	UNIVERSITY CALIFORNIA REVS	03/10/2021	2,500,000.00	2,500,000.00	2,382,200.00	0.367	0.361	0.366	05/15/2024	775
917542WF5	40481	UTAH ST	04/23/2020	3,153,591.90	3,000,000.00	3,124,290.00	5.000	0.828	0.840	07/01/2023	456
<b>Subtotal and Average</b>				<b>102,196,141.02</b>	<b>100,045,000.00</b>	<b>99,383,186.65</b>		<b>0.569</b>	<b>0.577</b>		<b>604</b>
<b>Commercial Paper, Discount</b>											
02314QHX0	41957	Amazon	03/31/2022	74,696,506.59	75,000,000.00	74,682,825.00	0.980	0.984	0.997	08/31/2022	152
10924JET3	41866	Brighthouse Financial ST FDG	02/28/2022	24,979,511.75	25,000,000.00	24,980,604.25	0.530	0.530	0.538	05/27/2022	56
06054PJ23	41635	BANK OF AMERICA	12/08/2021	49,910,927.01	50,000,000.00	49,731,500.00	0.420	0.426	0.432	09/02/2022	154
1247P3EL2	41522	CORPORATE ASSET FUNDING CO.	11/16/2021	24,993,530.12	25,000,000.00	24,974,650.00	0.190	0.191	0.193	05/20/2022	49
1247P3GE6	41958	CORPORATE ASSET FUNDING CO.	03/31/2022	30,163,182.33	30,250,000.00	30,155,589.75	1.000	1.002	1.016	07/14/2022	104
13609CHS3	41614	Canadian Imperial Holdings	12/01/2021	29,953,080.87	30,000,000.00	29,848,629.00	0.380	0.385	0.391	08/26/2022	147
16536JD12	41959	CHESHAM FINANCE	03/31/2022	75,000,000.00	75,000,000.00	74,999,325.00	0.320	0.320	0.324	04/01/2022	0
17327BJ63	41877	CITIGROUP GLOBAL MARKETS	03/02/2022	11,955,233.21	12,000,000.00	11,932,368.00	0.850	0.872	0.884	09/06/2022	158
17327BKU8	41943	CITIGROUP GLOBAL MARKETS	03/28/2022	79,203,558.15	80,000,000.00	79,272,720.00	1.700	1.750	1.774	10/28/2022	210
47816GEX3	41610	JOHNSON & JOHNSON	11/30/2021	49,992,581.26	50,000,000.00	49,951,000.00	0.090	0.090	0.091	05/31/2022	60
46640QET4	41337	JP Morgan Securities	08/31/2021	49,986,700.20	50,000,000.00	49,946,300.00	0.170	0.172	0.174	05/27/2022	56
46640QFW6	41487	JP Morgan Securities	11/01/2021	49,972,526.94	50,000,000.00	49,875,500.00	0.220	0.222	0.225	06/30/2022	90
67983UF99	41664	OLD LINE FUNDING LLC	12/14/2021	49,968,707.35	50,000,000.00	49,915,400.00	0.330	0.330	0.335	06/09/2022	69
7426M3ET2	41415	PRIVATE EXPORT FUND CORPORATIO	09/30/2021	24,996,866.98	25,000,000.00	24,975,125.00	0.080	0.081	0.082	05/27/2022	56
79583TJ89	41655	SALVATION ARMY	12/13/2021	36,658,240.87	36,710,000.00	36,497,392.93	0.320	0.324	0.329	09/08/2022	160

Portfolio SCL2  
AP



**Fund COMM - COMMINGLED POOL**  
**Investments by Fund**  
**March 31, 2022**

CUSIP	Investment #	Issuer	Purchase Date	Book Value	Par Value	Market Value	Current Rate	YTM 360	YTM 365	Maturity Date	Days To Maturity
<b>Commercial Paper, Discount</b>											
82124MFH8	41946	SHEFFIELD RECEIV	03/28/2022	49,915,472.95	50,000,000.00	49,899,650.00	0.800	0.801	0.812	06/17/2022	77
88602UD49	41719	Thunder Bay Funding LLC	12/30/2021	24,999,567.30	25,000,000.00	24,999,100.00	0.210	0.210	0.213	04/04/2022	3
89233HEX8	41951	TOYOTA MOTOR CREDIT CORP	03/29/2022	49,938,259.64	50,000,000.00	49,931,750.00	0.750	0.750	0.761	05/31/2022	60
<b>Subtotal and Average</b>				<b>787,284,453.52</b>	<b>788,960,000.00</b>	<b>786,569,428.93</b>		<b>0.591</b>	<b>0.599</b>		<b>96</b>
<b>Local Agency Investment Fund</b>											
SYS8506	8506	LOCAL AGENCY INVEST FUND	07/01/2021	43,212,399.48	43,212,399.48	43,212,399.48	0.365	0.360	0.365		1
<b>Subtotal and Average</b>				<b>43,212,399.48</b>	<b>43,212,399.48</b>	<b>43,212,399.48</b>		<b>0.360</b>	<b>0.365</b>		<b>1</b>
<b>Money Market</b>											
SYS37590	37590	JP MORGAN US GOVT MMF	02/27/2017	250,000,492.50	250,000,492.50	250,000,492.50	0.220	0.216	0.220		1
SYS34292	34292	MORGAN STANLEY TRSY INSTL 8304	05/21/2013	1,987.08	1,987.08	1,987.08	0.100	0.098	0.100		1
SYS23519	23519	BLACKROCK TREASURY LIQ FUND	02/01/2008	544,320,867.79	544,320,867.79	544,320,867.79	0.230	0.226	0.230		1
<b>Subtotal and Average</b>				<b>794,323,347.37</b>	<b>794,323,347.37</b>	<b>794,323,347.37</b>		<b>0.224</b>	<b>0.227</b>		<b>1</b>
<b>Other - Floaters - Daily Reset</b>											
459058JJ3	40600	INTL BANK RECON & DEVELOP	09/18/2020	45,000,000.00	45,000,000.00	45,172,350.00	0.590	0.350	0.354	09/18/2025	1,266
63873QRK2	41627	Natixis NY Branch	12/03/2021	50,000,000.00	50,000,000.00	49,961,850.00	0.550	0.520	0.527	12/02/2022	245
<b>Subtotal and Average</b>				<b>95,000,000.00</b>	<b>95,000,000.00</b>	<b>95,134,200.00</b>		<b>0.439</b>	<b>0.446</b>		<b>728</b>
<b>Agency - Floaters - Daily Reset</b>											
31422BM64	40547	FARMER MAC	08/11/2020	25,000,000.00	25,000,000.00	25,006,704.25	0.430	0.180	0.182	08/11/2022	132
31422BR36	40614	FARMER MAC	09/25/2020	35,000,000.00	35,000,000.00	35,039,190.20	0.480	0.357	0.362	09/25/2023	542
31422B2B5	40671	FARMER MAC	10/23/2020	35,000,000.00	35,000,000.00	35,017,847.55	0.390	0.170	0.172	10/23/2023	570
3133EL4V3	40559	FFCB NOTES	08/28/2020	74,998,801.67	75,000,000.00	75,018,031.50	0.355	0.181	0.184	07/25/2022	115
3133EMGG1	40729	FFCB NOTES	11/06/2020	42,000,000.00	42,000,000.00	42,057,710.94	0.405	0.200	0.202	11/06/2023	584
3133EMJH6	40793	FFCB NOTES	12/02/2020	60,000,000.00	60,000,000.00	60,032,170.20	0.400	0.150	0.152	12/02/2022	245
3133EMJV5	40811	FFCB NOTES	12/08/2020	45,000,000.00	45,000,000.00	45,059,092.65	0.390	0.160	0.162	12/08/2023	616
3133EMLK6	40862	FFCB NOTES	12/21/2020	30,000,000.00	30,000,000.00	30,009,056.40	0.330	0.130	0.131	10/21/2022	203
3133EMPZ9	40934	FFCB NOTES	02/09/2021	6,000,000.00	6,000,000.00	6,000,786.06	0.325	0.197	0.200	02/09/2023	314
3133EMXV9	41112	FFCB NOTES	04/29/2021	35,000,000.00	35,000,000.00	35,002,094.05	0.330	0.263	0.267	04/29/2024	759
3133EMH70	41180	FFCB NOTES	06/14/2021	25,000,000.00	25,000,000.00	24,999,997.25	0.300	0.216	0.219	06/14/2023	439

**Fund COMM - COMMINGLED POOL**  
**Investments by Fund**  
**March 31, 2022**

CUSIP	Investment #	Issuer	Purchase Date	Book Value	Par Value	Market Value	Current Rate	YTM 360	YTM 365	Maturity Date	Days To Maturity
<b>Agency - Floaters - Daily Reset</b>											
3133ENGX2	41653	FFCB NOTES	12/13/2021	10,000,000.00	10,000,000.00	10,000,022.90	0.330	0.110	0.111	12/13/2023	621
3133ENJB7	41697	FFCB NOTES	12/22/2021	45,000,000.00	45,000,000.00	45,000,321.30	0.330	0.303	0.307	11/22/2023	600
3133ENJQ4	41705	FFCB NOTES	12/27/2021	20,000,000.00	20,000,000.00	20,008,596.60	0.330	0.305	0.310	12/27/2023	635
3133ENKX7	41761	FFCB NOTES	01/18/2022	27,000,000.00	27,000,000.00	26,983,366.65	0.380	0.160	0.162	01/17/2025	1,022
3130AKEA0	40696	FHLB NOTES	10/29/2020	50,000,000.00	50,000,000.00	50,187,831.00	0.480	0.410	0.415	10/29/2025	1,307
3130AKEA0	40697	FHLB NOTES	10/29/2020	10,000,000.00	10,000,000.00	10,037,566.20	0.480	0.410	0.415	10/29/2025	1,307
3130AKK47	40848	FHLB NOTES	12/15/2020	45,000,000.00	45,000,000.00	45,008,087.85	0.330	0.106	0.107	12/15/2022	258
3130AQLS0	41746	FHLB NOTES	01/11/2022	30,000,000.00	30,000,000.00	29,995,897.80	0.370	0.285	0.288	01/07/2025	1,012
<b>Subtotal and Average</b>				<b>649,998,801.67</b>	<b>650,000,000.00</b>	<b>650,464,371.35</b>		<b>0.222</b>	<b>0.225</b>		<b>549</b>
<b>Supranationals - Green Bond</b>											
459058JE4	41545	INTL BANK RECON & DEVELOP	11/22/2021	24,464,690.05	25,000,000.00	23,270,483.75	0.375	1.018	1.032	07/28/2025	1,214
<b>Subtotal and Average</b>				<b>24,464,690.05</b>	<b>25,000,000.00</b>	<b>23,270,483.75</b>		<b>1.019</b>	<b>1.033</b>		<b>1,214</b>
<b>Supranationals</b>											
45818WBP0	38317	IADB	12/21/2017	45,002,295.89	45,000,000.00	44,999,550.00	0.311	1.430	1.449	07/15/2022	105
4581X0DF2	39495	IADB	04/29/2019	17,062,869.45	17,000,000.00	17,099,450.00	2.625	2.372	2.405	01/16/2024	655
4581X0DR6	40721	IADB	11/04/2020	45,000,000.00	45,000,000.00	45,090,000.00	0.300	0.290	0.294	02/04/2025	1,040
459058GQ0	39367	INTL BANK RECON & DEVELOP	04/02/2019	5,014,025.29	5,000,000.00	5,016,870.15	2.500	2.315	2.347	03/19/2024	718
45906M2B6	40684	INTL BANK RECON & DEVELOP	10/27/2020	25,097,580.14	25,000,000.00	25,158,549.25	0.440	0.250	0.253	06/17/2024	808
459058JL8	40688	INTL BANK RECON & DEVELOP	10/28/2020	2,497,980.13	2,500,000.00	2,322,758.05	0.500	0.515	0.522	10/28/2025	1,306
459058JL8	40689	INTL BANK RECON & DEVELOP	10/28/2020	14,987,880.75	15,000,000.00	13,936,548.30	0.500	0.515	0.522	10/28/2025	1,306
459058JM6	40773	INTL BANK RECON & DEVELOP	11/24/2020	12,242,735.75	12,250,000.00	11,861,044.37	0.250	0.282	0.286	11/24/2023	602
459058JS3	41153	INTL BANK RECON & DEVELOP	05/28/2021	9,930,467.91	10,000,000.00	9,347,464.50	0.650	0.822	0.834	02/10/2026	1,411
45906M3C3	41948	INTL BANK RECON & DEVELOP	03/29/2022	24,980,554.24	25,000,000.00	24,926,251.25	2.250	2.258	2.290	03/28/2024	727
<b>Subtotal and Average</b>				<b>201,816,389.55</b>	<b>201,750,000.00</b>	<b>199,758,485.87</b>		<b>1.055</b>	<b>1.069</b>		<b>738</b>
<b>Total Investments and Average</b>				<b>10,519,272,787.08</b>	<b>10,496,515,512.83</b>	<b>10,314,119,075.04</b>		<b>0.781</b>	<b>0.792</b>		<b>675</b>

**Fund WK - WORKERS COMP**  
**Investments by Fund**  
**March 31, 2022**

CUSIP	Investment #	Issuer	Purchase Date	Book Value	Par Value	Market Value	Current Rate	YTM 360	YTM 365	Maturity Date	Days To Maturity
<b>Mortgage Backed Securities (MBS)</b>											
3138LGKH8	39318	FNMA Multi-Family	03/19/2019	2,953,125.00	3,000,000.00	3,002,073.24	2.470	2.794	2.833	01/01/2024	640
3136AEX69	40525	FNMA Multi-Family	06/26/2020	306,720.93	295,301.08	295,228.79	2.389	0.728	0.739	01/25/2023	299
<b>Subtotal and Average</b>				<b>3,259,845.93</b>	<b>3,295,301.08</b>	<b>3,297,302.03</b>		<b>2.600</b>	<b>2.637</b>		<b>607</b>
<b>Federal Agency Bonds</b>											
3133EJZH5	38879	FFCB NOTES	10/05/2018	998,993.50	1,000,000.00	1,008,565.24	2.800	2.997	3.038	09/13/2022	165
3133ENRZ5	41918	FFCB NOTES	03/17/2022	1,991,195.63	2,000,000.00	1,969,521.44	1.950	2.075	2.104	03/17/2025	1,081
3130A0F70	39114	FHLB NOTES	12/24/2018	1,513,080.78	1,500,000.00	1,527,273.18	3.375	2.778	2.817	12/08/2023	616
3135G03U5	40497	FNMA NOTES	05/07/2020	1,501,415.57	1,500,000.00	1,418,200.70	0.625	0.585	0.593	04/22/2025	1,117
<b>Subtotal and Average</b>				<b>6,004,685.48</b>	<b>6,000,000.00</b>	<b>5,923,560.56</b>		<b>2.033</b>	<b>2.062</b>		<b>820</b>
<b>Federal Agency Bonds - CALLABLE</b>											
3130AJLA5	40503	FHLB NOTES	05/19/2020	3,000,000.00	3,000,000.00	2,840,400.30	0.750	0.739	0.750	05/19/2025	1,144
3130AJLA5	40504	FHLB NOTES	05/19/2020	2,000,000.00	2,000,000.00	1,893,600.20	0.750	0.739	0.750	05/19/2025	1,144
3130AKYH3	41962	FHLB NOTES	03/31/2022	1,834,640.00	2,000,000.00	1,833,641.38	0.830	2.618	2.655	02/10/2027	1,776
3134GW6E1	40718	FHLMC NOTES	11/02/2020	2,500,000.00	2,500,000.00	2,426,830.58	0.320	0.315	0.320	11/02/2023	580
<b>Subtotal and Average</b>				<b>9,334,640.00</b>	<b>9,500,000.00</b>	<b>8,994,472.46</b>		<b>0.995</b>	<b>1.009</b>		<b>1,117</b>
<b>US Treasury Notes</b>											
91282CAM3	41726	U.S. TREASURY NOTES	12/30/2021	2,909,375.40	3,000,000.00	2,774,415.00	0.250	1.118	1.134	09/30/2025	1,278
<b>Subtotal and Average</b>				<b>2,909,375.40</b>	<b>3,000,000.00</b>	<b>2,774,415.00</b>		<b>1.119</b>	<b>1.134</b>		<b>1,278</b>
<b>Money Market</b>											
SYS34789	34789	BLACKROCK TREASURY LIQ FUND	12/26/2013	6,067,027.55	6,067,027.55	6,067,027.55	0.230	0.226	0.230		1
<b>Subtotal and Average</b>				<b>6,067,027.55</b>	<b>6,067,027.55</b>	<b>6,067,027.55</b>		<b>0.227</b>	<b>0.230</b>		<b>1</b>
<b>Supranationals</b>											
459058JL8	40695	INTL BANK RECON & DEVELOP	10/28/2020	2,497,980.13	2,500,000.00	2,322,758.05	0.500	0.515	0.522	10/28/2025	1,306
<b>Subtotal and Average</b>				<b>2,497,980.13</b>	<b>2,500,000.00</b>	<b>2,322,758.05</b>		<b>0.516</b>	<b>0.523</b>		<b>1,306</b>
<b>Total Investments and Average</b>				<b>30,073,554.49</b>	<b>30,362,328.63</b>	<b>29,379,535.65</b>		<b>1.194</b>	<b>1.210</b>		<b>808</b>

**Fund PCF - PARK CHARTER FUND**  
**Investments by Fund**  
**March 31, 2022**

CUSIP	Investment #	Issuer	Purchase Date	Book Value	Par Value	Market Value	Current Rate	YTM 360	YTM 365	Maturity Date	Days To Maturity
<b>Federal Agency Bonds</b>											
3133ENRZ5	41917	FFCB NOTES	03/17/2022	995,597.81	1,000,000.00	984,760.72	1.950	2.075	2.104	03/17/2025	1,081
<b>Subtotal and Average</b>				<b>995,597.81</b>	<b>1,000,000.00</b>	<b>984,760.72</b>		<b>2.075</b>	<b>2.104</b>		<b>1,081</b>
<b>Federal Agency Bonds - CALLABLE</b>											
3130AKYH3	41961	FHLB NOTES	03/31/2022	458,660.00	500,000.00	458,410.35	0.830	2.618	2.655	02/10/2027	1,776
3134GW6E1	40717	FHLMC NOTES	11/02/2020	1,000,000.00	1,000,000.00	970,732.23	0.320	0.315	0.320	11/02/2023	580
<b>Subtotal and Average</b>				<b>1,458,660.00</b>	<b>1,500,000.00</b>	<b>1,429,142.58</b>		<b>1.040</b>	<b>1.054</b>		<b>956</b>
<b>US Treasury Notes</b>											
91282CAM3	41727	U.S. TREASURY NOTES	12/30/2021	969,791.80	1,000,000.00	924,805.00	0.250	1.118	1.134	09/30/2025	1,278
<b>Subtotal and Average</b>				<b>969,791.80</b>	<b>1,000,000.00</b>	<b>924,805.00</b>		<b>1.119</b>	<b>1.134</b>		<b>1,278</b>
<b>Money Market</b>											
SYS33657	33657	BLACKKROCK TREASURY LIQ FUND	09/30/2012	1,000,888.51	1,000,888.51	1,000,888.51	0.230	0.226	0.230		1
<b>Subtotal and Average</b>				<b>1,000,888.51</b>	<b>1,000,888.51</b>	<b>1,000,888.51</b>		<b>0.227</b>	<b>0.230</b>		<b>1</b>
<b>Total Investments and Average</b>				<b>4,424,938.12</b>	<b>4,500,888.51</b>	<b>4,339,596.81</b>		<b>1.106</b>	<b>1.122</b>		<b>838</b>

**Fund SJE - SAN JOSE- EVERGREEN**  
**Investments by Fund**  
**March 31, 2022**

CUSIP	Investment #	Issuer	Purchase Date	Book Value	Par Value	Market Value	Current Rate	YTM 360	YTM 365	Maturity Date	Days To Maturity
<b>Municipal Bonds</b>											
041042UP5	40021	ARKANSAS ST	11/07/2019	504,636.21	500,000.00	504,580.00	3.000	1.094	1.110	10/01/2022	183
13063C5Q9	37543	CALIFORNIA ST	03/14/2017	504,940.01	500,000.00	506,595.00	5.000	1.844	1.870	08/01/2022	122
13063DSG4	40064	CALIFORNIA ST	11/20/2019	511,222.43	500,000.00	510,825.00	5.000	1.065	1.080	11/01/2022	214
246381NB9	39874	DELAWARE ST	09/23/2019	533,252.55	500,000.00	528,870.00	5.000	1.242	1.260	02/01/2024	671
373385CF8	40048	GEORGIA ST	11/15/2019	504,804.44	500,000.00	504,915.00	5.000	1.075	1.090	07/01/2022	91
419792JY3	39790	Hawaii State	08/30/2019	529,962.47	500,000.00	524,345.00	5.000	0.907	0.920	10/01/2023	548
57582RKW5	37561	MASSACHUSETTS ST	03/16/2017	200,000.00	200,000.00	200,000.00	5.000	1.607	1.630	04/01/2022	0
57582RWB8	39846	MASSACHUSETTS ST	09/13/2019	504,695.54	500,000.00	504,930.00	5.000	1.154	1.170	07/01/2022	91
57582RQU3	40039	MASSACHUSETTS ST	11/13/2019	105,908.36	100,000.00	105,069.00	5.000	1.154	1.170	11/01/2023	579
574193KT4	39795	MARYLAND ST	08/30/2019	101,303.67	100,000.00	101,273.00	5.000	1.006	1.020	08/01/2022	122
574193RL4	39807	MARYLAND ST	09/04/2019	525,944.56	500,000.00	521,540.00	5.000	1.006	1.020	08/01/2023	487
574193PA0	40057	MARYLAND ST	11/19/2019	303,831.48	300,000.00	303,819.00	5.000	1.085	1.100	08/01/2022	122
60412AQP1	39803	MINNESOTA ST	09/03/2019	526,297.73	500,000.00	521,605.00	5.000	0.957	0.970	08/01/2023	487
6041297C4	39813	MINNESOTA ST	09/05/2019	506,518.55	500,000.00	506,465.00	5.000	1.006	1.020	08/01/2022	122
60412ADC4	40040	MINNESOTA ST	11/13/2019	405,078.25	400,000.00	405,172.00	5.000	1.115	1.131	08/01/2022	122
658256Z21	39792	NORTH CAROLINA ST	08/30/2019	523,026.94	500,000.00	519,410.00	5.000	0.956	0.970	06/01/2023	426
677522Q80	40063	OHIO ST	11/20/2019	517,169.22	500,000.00	515,765.00	5.000	1.155	1.171	03/01/2023	334
68609BSH1	39791	OREGON ST	08/30/2019	541,045.38	500,000.00	531,710.00	5.000	0.948	0.961	05/01/2024	761
882723RA9	40026	TEXAS STATE REFUNDING	11/08/2019	518,928.70	500,000.00	516,215.00	5.000	1.114	1.130	04/01/2023	365
917542UG5	40033	UTAH ST	11/12/2019	523,496.94	500,000.00	520,715.00	5.000	1.134	1.150	07/01/2023	456
9242582V7	39794	VERMONT ST	08/30/2019	517,241.00	500,000.00	515,145.00	5.000	0.956	0.970	02/15/2023	320
93974DM70	40027	WASHINGTON ST	11/08/2019	597,673.08	550,000.00	588,780.50	5.000	1.154	1.170	08/01/2024	853
97705MFT7	37717	WISCONSIN STATE	03/29/2017	501,324.70	500,000.00	501,565.00	5.000	1.647	1.670	05/01/2022	30
956553XU0	40032	West Virginia State	11/12/2019	589,448.02	565,000.00	587,001.10	5.000	1.183	1.200	06/01/2023	426
<b>Subtotal and Average</b>				<b>11,097,750.23</b>	<b>10,715,000.00</b>	<b>11,046,309.60</b>		<b>1.141</b>	<b>1.157</b>		<b>352</b>
<b>Money Market - Tax Exempt</b>											
SYS33615	33615	Dreyfus Tax Exempt Inst	09/25/2012	10,178,356.54	10,178,356.54	10,178,356.54	0.330	0.325	0.330		1
<b>Subtotal and Average</b>				<b>10,178,356.54</b>	<b>10,178,356.54</b>	<b>10,178,356.54</b>		<b>0.325</b>	<b>0.330</b>		<b>1</b>
<b>Total Investments and Average</b>				<b>21,276,106.77</b>	<b>20,893,356.54</b>	<b>21,224,666.14</b>		<b>0.751</b>	<b>0.761</b>		<b>184</b>

**SANTA CLARA COUNTY INVESTMENTS**  
**Transaction Activity Report**  
**January 1, 2022 - March 31, 2022**  
**Sorted by Transaction Date - Transaction Date**  
**COMMINGLED POOL Fund**

Investment #	Fund	CUSIP	Inv Descrip	TransactionType	TransactionDate	Issuer	New Principal	Principal Paydowns	Interest	Total Cash
40391	COMM	31422BWJ5	FEDERAL AGRIC	Interest	01/01/2022	FARMER MAC			11,711.11	11,711.11
<b>Totals for 01/01/2022</b>									<b>11,711.11</b>	<b>11,711.11</b>
41723	COMM	16536JA49	CHES DISC NOTE	Purchase	01/03/2022	CHESHAM FINANCE	74,999,854.17			-74,999,854.17
41724	COMM	5148X1A45	LANDES DISC NOTE	Purchase	01/03/2022	LANDES	124,999,756.95			-124,999,756.95
41725	COMM	63873KA49	NATXNY DISC NOTE	Purchase	01/03/2022	Natixis NY Branch	49,999,930.56			-49,999,930.56
41720	COMM	16536JA31	CHES DISC NOTE	Redemption	01/03/2022	CHESHAM FINANCE		75,000,000.00		75,000,000.00
41721	COMM	5148X1A37	LANDES DISC NOTE	Redemption	01/03/2022	LANDES		50,000,000.00		50,000,000.00
40044	COMM	3135G0V75	FEDERAL NATL MTG	Interest	01/03/2022	FNMA NOTES			218,750.00	218,750.00
40481	COMM	917542WF5	UTAH ST, GO BDS	Interest	01/03/2022	UTAH ST			75,000.00	75,000.00
40910	COMM	374288AB4	JPGETY 0.391% MAT	Interest	01/03/2022	J PAUL GETTY			29,325.00	29,325.00
<b>Totals for 01/03/2022</b>							<b>249,999,541.68</b>	<b>125,000,000.00</b>	<b>323,075.00</b>	<b>-124,676,466.68</b>
41728	COMM	16536JA56	CHES DISC NOTE	Purchase	01/04/2022	CHESHAM FINANCE	74,999,854.17			-74,999,854.17
41729	COMM	5148X1A52	LANDES DISC NOTE	Purchase	01/04/2022	LANDES	124,999,756.95			-124,999,756.95
41730	COMM	63873KA56	NATXNY DISC NOTE	Purchase	01/04/2022	Natixis NY Branch	49,999,930.56			-49,999,930.56
41723	COMM	16536JA49	CHES DISC NOTE	Redemption	01/04/2022	CHESHAM FINANCE		75,000,000.00		75,000,000.00
41724	COMM	5148X1A45	LANDES DISC NOTE	Redemption	01/04/2022	LANDES		125,000,000.00		125,000,000.00
41725	COMM	63873KA49	NATXNY DISC NOTE	Redemption	01/04/2022	Natixis NY Branch		50,000,000.00		50,000,000.00
41627	COMM	63873QRK2	NATXNY BRANCH	Interest	01/04/2022	Natixis NY Branch			14,652.80	14,652.80
41627	COMM	63873QRK2	NATXNY BRANCH	Accr Int	01/04/2022	Natixis NY Branch		458.33	-458.33	0.00
37590	COMM	SYS37590	JPM TE 0.44%	Interest	01/04/2022	JP MORGAN US			902.75	902.75
37590	COMM	SYS37590	JPM TE 0.44%	Purchase	01/04/2022	JP MORGAN US	902.75			-902.75
40461	COMM	SYS40461	DGCXX 0.0%	Interest	01/04/2022	Dreyfus Government			5,795.14	5,795.14
40461	COMM	SYS40461	DGCXX 0.0%	Purchase	01/04/2022	Dreyfus Government	5,795.14			-5,795.14
<b>Totals for 01/04/2022</b>							<b>250,006,239.57</b>	<b>250,000,458.33</b>	<b>20,892.36</b>	<b>15,111.12</b>
41731	COMM	16536JA64	CHES DISC NOTE	Purchase	01/05/2022	CHESHAM FINANCE	74,999,854.50			-74,999,854.50
41732	COMM	5148X1A60	LANDES DISC NOTE	Purchase	01/05/2022	LANDES	124,999,757.50			-124,999,757.50
41733	COMM	63873KA64	NATXNY DISC NOTE	Purchase	01/05/2022	Natixis NY Branch	49,999,930.56			-49,999,930.56
37582	COMM	3135G0S38	FEDERAL NATL MTG	Redemption	01/05/2022	FNMA NOTES		10,000,000.00		10,000,000.00
38079	COMM	3135G0S38	FEDERAL NATL MTG	Redemption	01/05/2022	FNMA NOTES		10,000,000.00		10,000,000.00
38142	COMM	3135G0S38	FEDERAL NATL MTG	Redemption	01/05/2022	FNMA NOTES		11,395,000.00		11,395,000.00
41728	COMM	16536JA56	CHES DISC NOTE	Redemption	01/05/2022	CHESHAM FINANCE		75,000,000.00		75,000,000.00
41729	COMM	5148X1A52	LANDES DISC NOTE	Redemption	01/05/2022	LANDES		125,000,000.00		125,000,000.00
41730	COMM	63873KA56	NATXNY DISC NOTE	Redemption	01/05/2022	Natixis NY Branch		50,000,000.00		50,000,000.00

Portfolio SCL2

AP

**SANTA CLARA COUNTY INVESTMENTS**  
**Transaction Activity Report**  
**Sorted by Transaction Date - Transaction Date**

Investment #	Fund	CUSIP	Inv Descrip	TransactionType	TransactionDate	Issuer	New Principal	Principal Paydowns	Interest	Total Cash
37582	COMM	3135G0S38	FEDERAL NATL MTG	Interest	01/05/2022	FNMA NOTES			100,000.00	100,000.00
38079	COMM	3135G0S38	FEDERAL NATL MTG	Interest	01/05/2022	FNMA NOTES			100,000.00	100,000.00
38142	COMM	3135G0S38	FEDERAL NATL MTG	Interest	01/05/2022	FNMA NOTES			113,950.00	113,950.00
<b>Totals for 01/05/2022</b>							<b>249,999,542.56</b>	<b>281,395,000.00</b>	<b>313,950.00</b>	<b>31,709,407.44</b>
41734	COMM	16536JA72	CHES DISC NOTE	Purchase	01/06/2022	CHESHAM FINANCE	74,999,854.17			-74,999,854.17
41735	COMM	5148X1A78	LANDES DISC NOTE	Purchase	01/06/2022	LANDES	124,999,756.95			-124,999,756.95
41736	COMM	63873KA72	NATXNY DISC NOTE	Purchase	01/06/2022	Natixis NY Branch	49,999,930.56			-49,999,930.56
39355	COMM	594918BW3	MICROSOFT CORP,	Redemption	01/06/2022	MICROSOFT CORP		20,033,200.00		20,033,200.00
39355	COMM	594918BW3	MICROSOFT CORP,	Cap G/L	01/06/2022	MICROSOFT CORP		-33,200.00		-33,200.00
39361	COMM	594918BW3	MICROSOFT CORP,	Redemption	01/06/2022	MICROSOFT CORP		20,071,200.00		20,071,200.00
39361	COMM	594918BW3	MICROSOFT CORP,	Cap G/L	01/06/2022	MICROSOFT CORP		-71,200.00		-71,200.00
41731	COMM	16536JA64	CHES DISC NOTE	Redemption	01/06/2022	CHESHAM FINANCE		75,000,000.00		75,000,000.00
41732	COMM	5148X1A60	LANDES DISC NOTE	Redemption	01/06/2022	LANDES		125,000,000.00		125,000,000.00
41733	COMM	63873KA64	NATXNY DISC NOTE	Redemption	01/06/2022	Natixis NY Branch		50,000,000.00		50,000,000.00
39355	COMM	594918BW3	MICROSOFT CORP,	Interest	01/06/2022	MICROSOFT CORP			200,000.00	200,000.00
39361	COMM	594918BW3	MICROSOFT CORP,	Interest	01/06/2022	MICROSOFT CORP			200,000.00	200,000.00
<b>Totals for 01/06/2022</b>							<b>249,999,541.68</b>	<b>290,000,000.00</b>	<b>400,000.00</b>	<b>40,400,458.32</b>
41737	COMM	16536JAA5	CHES DISC NOTE	Purchase	01/07/2022	CHESHAM FINANCE	74,999,562.50			-74,999,562.50
41738	COMM	5148X1AA1	LANDES DISC NOTE	Purchase	01/07/2022	LANDES	124,999,270.83			-124,999,270.83
41739	COMM	63873KAA5	NATXNY DISC NOTE	Purchase	01/07/2022	Natixis NY Branch	49,999,791.67			-49,999,791.67
41074	COMM	89233HA79	TOYO ZERO CPN	Redemption	01/07/2022	TOYOTA MOTOR		65,000,000.00		65,000,000.00
41076	COMM	1247P3A77	CAFCO ZERO CPN	Redemption	01/07/2022	CORPORATE		40,000,000.00		40,000,000.00
41734	COMM	16536JA72	CHES DISC NOTE	Redemption	01/07/2022	CHESHAM FINANCE		75,000,000.00		75,000,000.00
41735	COMM	5148X1A78	LANDES DISC NOTE	Redemption	01/07/2022	LANDES		125,000,000.00		125,000,000.00
41736	COMM	63873KA72	NATXNY DISC NOTE	Redemption	01/07/2022	Natixis NY Branch		50,000,000.00		50,000,000.00
40233	COMM	3135G0X24	FEDERAL NATL MTG	Interest	01/07/2022	FNMA NOTES			121,875.00	121,875.00
<b>Totals for 01/07/2022</b>							<b>249,998,625.00</b>	<b>355,000,000.00</b>	<b>121,875.00</b>	<b>105,123,250.00</b>
41740	COMM	16536JAB3	CHES DISC NOTE	Purchase	01/10/2022	CHESHAM FINANCE	74,999,854.17			-74,999,854.17
41741	COMM	5148X1AB9	LANDES DISC NOTE	Purchase	01/10/2022	LANDES	124,999,756.95			-124,999,756.95
41742	COMM	63873KAB3	NATXNY DISC NOTE	Purchase	01/10/2022	Natixis NY Branch	49,999,930.56			-49,999,930.56
40234	COMM	3134GUQ94	FEDERAL HOME LN	Redemption	01/10/2022	FHLMC NOTES		20,000,000.00		20,000,000.00
41091	COMM	17327BAA3	CITIGR ZERO CPN	Redemption	01/10/2022	CITIGROUP GLOBAL		34,000,000.00		34,000,000.00
41737	COMM	16536JAA5	CHES DISC NOTE	Redemption	01/10/2022	CHESHAM FINANCE		75,000,000.00		75,000,000.00
41738	COMM	5148X1AA1	LANDES DISC NOTE	Redemption	01/10/2022	LANDES		125,000,000.00		125,000,000.00
41739	COMM	63873KAA5	NATXNY DISC NOTE	Redemption	01/10/2022	Natixis NY Branch		50,000,000.00		50,000,000.00
39714	COMM	931142EL3	WALMART INC, SR	Interest	01/10/2022	WALMART			71,250.00	71,250.00
40117	COMM	90331HPF4	USB 1.95% MAT	Interest	01/10/2022	U S BANK			282,750.00	282,750.00
40154	COMM	90331HPF4	USB 1.95% MAT	Interest	01/10/2022	U S BANK			107,250.00	107,250.00
40234	COMM	3134GUQ94	FEDERAL HOME LN	Interest	01/10/2022	FHLMC NOTES			180,000.00	180,000.00

**SANTA CLARA COUNTY INVESTMENTS**  
**Transaction Activity Report**  
 Sorted by Transaction Date - Transaction Date

Investment #	Fund	CUSIP	Inv Descrip	TransactionType	TransactionDate	Issuer	New Principal	Principal Paydowns	Interest	Total Cash
40832	COMM	3135G05G4	FEDERAL NATL MTG	Interest	01/10/2022	FNMA NOTES			31,250.00	31,250.00
40867	COMM	3135G05G4	FEDERAL NATL MTG	Interest	01/10/2022	FNMA NOTES			18,750.00	18,750.00
41209	COMM	14687TAC1	CRVNA 0.49% MAT	Interest	01/10/2022	Carvana Auto			6,125.00	6,125.00
41209	COMM	14687TAC1	CRVNA 0.49% MAT	Redemption	01/10/2022	Carvana Auto		308,379.70		308,379.70
41406	COMM	14687JAD1	CRVNA 0.38% MAT	Interest	01/10/2022	Carvana Auto			3,166.67	3,166.67
41406	COMM	14687JAD1	CRVNA 0.38% MAT	Redemption	01/10/2022	Carvana Auto		275,214.68		275,214.68
<b>Totals for 01/10/2022</b>							<b>249,999,541.68</b>	<b>304,583,594.38</b>	<b>700,541.67</b>	<b>55,284,594.37</b>
41743	COMM	16536JAC1	CHES DISC NOTE	Purchase	01/11/2022	CHESHAM FINANCE	74,999,854.17			-74,999,854.17
41747	COMM	3133ENKS8	FEDERAL FARM CR	Purchase	01/11/2022	FFCB NOTES	12,471,875.00			-12,471,875.00
41746	COMM	3130AQLS0	FEDERAL HOME LN	Purchase	01/11/2022	FHLB NOTES	30,000,000.00			-30,000,000.00
41744	COMM	5148X1AC7	LANDES DISC NOTE	Purchase	01/11/2022	LANDES	124,999,756.95			-124,999,756.95
41745	COMM	63873KAC1	NATXNY DISC NOTE	Purchase	01/11/2022	Natixis NY Branch	49,999,930.56			-49,999,930.56
41740	COMM	16536JAB3	CHES DISC NOTE	Redemption	01/11/2022	CHESHAM FINANCE		75,000,000.00		75,000,000.00
41741	COMM	5148X1AB9	LANDES DISC NOTE	Redemption	01/11/2022	LANDES		125,000,000.00		125,000,000.00
41742	COMM	63873KAB3	NATXNY DISC NOTE	Redemption	01/11/2022	Natixis NY Branch		50,000,000.00		50,000,000.00
<b>Totals for 01/11/2022</b>							<b>292,471,416.68</b>	<b>250,000,000.00</b>		<b>-42,471,416.68</b>
41748	COMM	16536JAD9	CHES DISC NOTE	Purchase	01/12/2022	CHESHAM FINANCE	74,999,854.50			-74,999,854.50
41749	COMM	5148X1AD5	LANDES DISC NOTE	Purchase	01/12/2022	LANDES	124,999,757.50			-124,999,757.50
41750	COMM	63873KAD9	NATXNY DISC NOTE	Purchase	01/12/2022	Natixis NY Branch	49,999,930.56			-49,999,930.56
41743	COMM	16536JAC1	CHES DISC NOTE	Redemption	01/12/2022	CHESHAM FINANCE		75,000,000.00		75,000,000.00
41744	COMM	5148X1AC7	LANDES DISC NOTE	Redemption	01/12/2022	LANDES		125,000,000.00		125,000,000.00
41745	COMM	63873KAC1	NATXNY DISC NOTE	Redemption	01/12/2022	Natixis NY Branch		50,000,000.00		50,000,000.00
40892	COMM	21688AAQ5	RABO 0.375% MAT	Interest	01/12/2022	RABOBANK			13,125.00	13,125.00
<b>Totals for 01/12/2022</b>							<b>249,999,542.56</b>	<b>250,000,000.00</b>	<b>13,125.00</b>	<b>13,582.44</b>
41751	COMM	16536JAE7	CHES DISC NOTE	Purchase	01/13/2022	CHESHAM FINANCE	74,999,854.17			-74,999,854.17
41752	COMM	5148X1AE3	LANDES DISC NOTE	Purchase	01/13/2022	LANDES	124,999,756.95			-124,999,756.95
41753	COMM	63873KAE7	NATXNY DISC NOTE	Purchase	01/13/2022	Natixis NY Branch	49,999,930.56			-49,999,930.56
40083	COMM	3137EADB2	FEDERAL HOME LN	Redemption	01/13/2022	FHLMC NOTES		20,000,000.00		20,000,000.00
41748	COMM	16536JAD9	CHES DISC NOTE	Redemption	01/13/2022	CHESHAM FINANCE		75,000,000.00		75,000,000.00
41749	COMM	5148X1AD5	LANDES DISC NOTE	Redemption	01/13/2022	LANDES		125,000,000.00		125,000,000.00
41750	COMM	63873KAD9	NATXNY DISC NOTE	Redemption	01/13/2022	Natixis NY Branch		50,000,000.00		50,000,000.00
37590	COMM	SYS37590	JPM TE 0.44%	Redemption	01/13/2022	JP MORGAN US		250,001,707.59		250,001,707.59
40461	COMM	SYS40461	DGCXX 0.0%	Redemption	01/13/2022	Dreyfus Government		200,000,000.00		200,000,000.00
40083	COMM	3137EADB2	FEDERAL HOME LN	Interest	01/13/2022	FHLMC NOTES			237,500.00	237,500.00
40238	COMM	59217GEE5	MET LI 1.95% MAT	Interest	01/13/2022	MET LIFE GLOBAL			97,500.00	97,500.00
40274	COMM	037833DF4	APPLE INC, SR GLBL	Interest	01/13/2022	APPLE INC			68,750.00	68,750.00
40531	COMM	3133ELT95	FEDERAL FARM CR	Interest	01/13/2022	FFCB NOTES			8,000.00	8,000.00
<b>Totals for 01/13/2022</b>							<b>249,999,541.68</b>	<b>720,001,707.59</b>	<b>411,750.00</b>	<b>470,413,915.91</b>



**SANTA CLARA COUNTY INVESTMENTS**  
**Transaction Activity Report**  
 Sorted by Transaction Date - Transaction Date

Investment #	Fund	CUSIP	Inv Descrip	TransactionType	TransactionDate	Issuer	New Principal	Principal Paydowns	Interest	Total Cash
41754	COMM	16536JAJ6	CHES DISC NOTE	Purchase	01/14/2022	CHESHAM FINANCE	74,999,416.67			-74,999,416.67
41755	COMM	5148X1AJ2	LANDES DISC NOTE	Purchase	01/14/2022	LANDES	124,999,027.78			-124,999,027.78
41756	COMM	63873KAJ6	NATXNY DISC NOTE	Purchase	01/14/2022	Natixis NY Branch	49,999,722.22			-49,999,722.22
41757	COMM	64952WEK5	NEW YORK LIFE	Purchase	01/14/2022	NEW YORK LIFE	34,962,200.00			-34,962,200.00
8506	COMM	SYS8506	LAIF 1.65%	Purchase	01/14/2022	LOCAL AGENCY	24,862.83			-24,862.83
41068	COMM	22535CX5	CANYCD 0.19% MAT	Redemption	01/14/2022	Credit Agricole CIB		25,000,000.00		25,000,000.00
41083	COMM	17327BAE5	CITIGR ZERO CPN	Redemption	01/14/2022	CITIGROUP GLOBAL		28,800,000.00		28,800,000.00
41098	COMM	17327BAE5	CITIGR ZERO CPN	Redemption	01/14/2022	CITIGROUP GLOBAL		35,000,000.00		35,000,000.00
41751	COMM	16536JAE7	CHES DISC NOTE	Redemption	01/14/2022	CHESHAM FINANCE		75,000,000.00		75,000,000.00
41752	COMM	5148X1AE3	LANDES DISC NOTE	Redemption	01/14/2022	LANDES		125,000,000.00		125,000,000.00
41753	COMM	63873KAE7	NATXNY DISC NOTE	Redemption	01/14/2022	Natixis NY Branch		50,000,000.00		50,000,000.00
41068	COMM	22535CX5	CANYCD 0.19% MAT	Interest	01/14/2022	Credit Agricole CIB			36,284.72	36,284.72
8506	COMM	SYS8506	LAIF 1.65%	Interest	01/14/2022	LOCAL AGENCY			24,862.83	24,862.83
<b>Totals for 01/14/2022</b>							<b>284,985,229.50</b>	<b>338,800,000.00</b>	<b>61,147.55</b>	<b>53,875,918.05</b>
41758	COMM	16536JAK3	CHES DISC NOTE	Purchase	01/18/2022	CHESHAM FINANCE	74,999,854.17			-74,999,854.17
41761	COMM	3133ENKX7	FFCB FLOAT MAT	Purchase	01/18/2022	FFCB NOTES	27,000,000.00			-27,000,000.00
41759	COMM	5148X1AK9	LANDES DISC NOTE	Purchase	01/18/2022	LANDES	124,999,756.95			-124,999,756.95
41760	COMM	63873KAK3	NATXNY DISC NOTE	Purchase	01/18/2022	Natixis NY Branch	49,999,930.56			-49,999,930.56
38324	COMM	45818WBU9	IADB 1.64203% MAT	Redemption	01/18/2022	IADB		25,000,000.00		25,000,000.00
39173	COMM	3133EJ5P0	FEDERAL FARM CR	Redemption	01/18/2022	FFCB NOTES		10,000,000.00		10,000,000.00
39693	COMM	3133EKVD5	FEDERAL FARM CR	Redemption	01/18/2022	FFCB NOTES		11,250,000.00		11,250,000.00
41754	COMM	16536JAJ6	CHES DISC NOTE	Redemption	01/18/2022	CHESHAM FINANCE		75,000,000.00		75,000,000.00
41755	COMM	5148X1AJ2	LANDES DISC NOTE	Redemption	01/18/2022	LANDES		125,000,000.00		125,000,000.00
41756	COMM	63873KAJ6	NATXNY DISC NOTE	Redemption	01/18/2022	Natixis NY Branch		50,000,000.00		50,000,000.00
38317	COMM	45818WBP0	IADB 1.42917% MAT	Interest	01/18/2022	IADB			22,950.00	22,950.00
38324	COMM	45818WBU9	IADB 1.64203% MAT	Interest	01/18/2022	IADB			11,250.00	11,250.00
39165	COMM	3133EJ5V7	FEDERAL FARM CR	Interest	01/18/2022	FFCB NOTES			195,234.38	195,234.38
39173	COMM	3133EJ5P0	FEDERAL FARM CR	Interest	01/18/2022	FFCB NOTES			130,000.00	130,000.00
39495	COMM	4581XODF2	IADB 2.625% MAT	Interest	01/18/2022	IADB			223,125.00	223,125.00
39693	COMM	3133EKVD5	FEDERAL FARM CR	Interest	01/18/2022	FFCB NOTES			105,468.75	105,468.75
40337	COMM	742651DP4	PEFCO 2.45% MAT	Interest	01/18/2022	PRIVATE EXPORT			139,466.25	139,466.25
40528	COMM	3136G4YU1	FEDERAL NATL MTG	Interest	01/18/2022	FNMA NOTES			36,500.00	36,500.00
40529	COMM	3136G4YU1	FEDERAL NATL MTG	Interest	01/18/2022	FNMA NOTES			20,140.70	20,140.70
41048	COMM	91282CBE0	UNITED STATES	Interest	01/18/2022	U.S. TREASURY			28,125.00	28,125.00
38958	COMM	89231PAD0	TAOT 3.18% MAT	Interest	01/18/2022	TOYOTA AUTO REC			3,643.23	3,643.23
38958	COMM	89231PAD0	TAOT 3.18% MAT	Redemption	01/18/2022	TOYOTA AUTO REC		421,084.15		421,084.15
39013	COMM	43815AAC6	HAROT 3.16% MAT	Interest	01/18/2022	HONDA AUTO			5,401.24	5,401.24
39013	COMM	43815AAC6	HAROT 3.16% MAT	Redemption	01/18/2022	HONDA AUTO		785,563.24		785,563.24
39269	COMM	43814WAC9	HAROT 2.83% MAT	Interest	01/18/2022	HONDA AUTO			7,528.84	7,528.84
39269	COMM	43814WAC9	HAROT 2.83% MAT	Redemption	01/18/2022	HONDA AUTO		593,620.50		593,620.50

**SANTA CLARA COUNTY INVESTMENTS**  
**Transaction Activity Report**  
**Sorted by Transaction Date - Transaction Date**

Investment #	Fund	CUSIP	Inv Descrip	TransactionType	TransactionDate	Issuer	New Principal	Principal Paydowns	Interest	Total Cash
39578	COMM	65479HAC1	NAROT 2.5% MAT	Interest	01/18/2022	Nissan Auto Receivab			16,755.18	16,755.18
39578	COMM	65479HAC1	NAROT 2.5% MAT	Redemption	01/18/2022	Nissan Auto Receivab		959,798.86		959,798.86
39586	COMM	14042WAC4	COPAR 2.51% MAT	Interest	01/18/2022	Capital One Prime Au			6,158.51	6,158.51
39586	COMM	14042WAC4	COPAR 2.51% MAT	Redemption	01/18/2022	Capital One Prime Au		405,786.71		405,786.71
39706	COMM	477870AC3	JDOT 2.21% MAT	Interest	01/18/2022	JOHN DEERE			6,988.73	6,988.73
39706	COMM	477870AC3	JDOT 2.21% MAT	Redemption	01/18/2022	JOHN DEERE		463,886.26		463,886.26
39777	COMM	43815NAC8	HAROT 1.78% MAT	Interest	01/18/2022	HONDA AUTO			5,638.20	5,638.20
39777	COMM	43815NAC8	HAROT 1.78% MAT	Redemption	01/18/2022	HONDA AUTO		428,843.80		428,843.80
39811	COMM	14041NFU0	COMET 1.72% MAT	Interest	01/18/2022	Capital One Multi Ex			50,166.66	50,166.66
39811	COMM	14041NFU0	COMET 1.72% MAT	Redemption	01/18/2022	Capital One Multi Ex		1,231,889.06		1,231,889.06
39883	COMM	58769TAD7	MBART 1.93% MAT	Interest	01/18/2022	MERCEDES -BENZ			22,149.99	22,149.99
39883	COMM	58769TAD7	MBART 1.93% MAT	Redemption	01/18/2022	MERCEDES -BENZ		1,620,968.76		1,620,968.76
40017	COMM	44891JAC2	HART 1.94% MAT	Interest	01/18/2022	HYUNDAI AUTO			10,101.03	10,101.03
40017	COMM	44891JAC2	HART 1.94% MAT	Redemption	01/18/2022	HYUNDAI AUTO		736,936.10		736,936.10
40038	COMM	89233MAD5	TAOT 1.92% MAT	Interest	01/18/2022	TOYOTA AUTO REC			21,098.34	21,098.34
40038	COMM	89233MAD5	TAOT 1.92% MAT	Redemption	01/18/2022	TOYOTA AUTO REC		1,225,601.31		1,225,601.31
40062	COMM	58769QAC5	MBALT 2.% MAT	Interest	01/18/2022	MERCEDES-BENZ			4,093.58	4,093.58
40062	COMM	58769QAC5	MBALT 2.% MAT	Redemption	01/18/2022	MERCEDES-BENZ		986,882.04		986,882.04
40134	COMM	02007TAC9	ALLY 1.84% MAT	Interest	01/18/2022	ALLY Auto			10,629.14	10,629.14
40134	COMM	02007TAC9	ALLY 1.84% MAT	Redemption	01/18/2022	ALLY Auto		678,399.96		678,399.96
40294	COMM	41284UAD6	HDMOT 1.87% MAT	Interest	01/18/2022	Harley-Davidson Moto			9,581.75	9,581.75
40294	COMM	41284UAD6	HDMOT 1.87% MAT	Redemption	01/18/2022	Harley-Davidson Moto		523,794.57		523,794.57
40336	COMM	161571HP2	CHAIT 1.53% MAT	Interest	01/18/2022	CHASE ISSUANCE			34,425.00	34,425.00
40336	COMM	161571HP2	CHAIT 1.53% MAT	Redemption	01/18/2022	CHASE ISSUANCE		815,886.10		815,886.10
40340	COMM	14043MAC5	COPAR 1.6% MAT	Interest	01/18/2022	Capital One Prime Au			27,847.48	27,847.48
40340	COMM	14043MAC5	COPAR 1.6% MAT	Redemption	01/18/2022	Capital One Prime Au		1,493,010.78		1,493,010.78
40392	COMM	58770FAC6	MBALT 1.84% MAT	Interest	01/18/2022	MERCEDES-BENZ			20,518.83	20,518.83
40392	COMM	58770FAC6	MBALT 1.84% MAT	Redemption	01/18/2022	MERCEDES-BENZ		3,192,262.47		3,192,262.47
40410	COMM	58770FAC6	MBALT 1.84% MAT	Interest	01/18/2022	MERCEDES-BENZ			4,103.77	4,103.77
40410	COMM	58770FAC6	MBALT 1.84% MAT	Redemption	01/18/2022	MERCEDES-BENZ		638,452.49		638,452.49
40515	COMM	58769VAC4	MBART 0.55% MAT	Interest	01/18/2022	MERCEDES -BENZ			2,291.67	2,291.67
40515	COMM	58769VAC4	MBART 0.55% MAT	Redemption	01/18/2022	MERCEDES -BENZ		334,593.73		334,593.73
40533	COMM	47787NAC3	JDOT 0.51% MAT	Interest	01/18/2022	JOHN DEERE			1,912.50	1,912.50
40533	COMM	47787NAC3	JDOT 0.51% MAT	Redemption	01/18/2022	JOHN DEERE		3,401.12		3,401.12
40608	COMM	58769EAB4	MBALT 0.31% MAT	Interest	01/18/2022	MERCEDES-BENZ			344.97	344.97
40608	COMM	58769EAB4	MBALT 0.31% MAT	Redemption	01/18/2022	MERCEDES-BENZ		436,483.34		436,483.34
40930	COMM	89240BAC2	TOYOTA AUTO	Interest	01/18/2022	TOYOTA AUTO REC			3,358.34	3,358.34
40930	COMM	89240BAC2	TOYOTA AUTO	Redemption	01/18/2022	TOYOTA AUTO REC		404,348.14		404,348.14
40937	COMM	98164EAC9	WOART 0.3% MAT	Interest	01/18/2022	World Omni Auto Rec'			3,500.00	3,500.00
40937	COMM	98164EAC9	WOART 0.3% MAT	Redemption	01/18/2022	World Omni Auto Rec'		309,385.67		309,385.67

**SANTA CLARA COUNTY INVESTMENTS**  
**Transaction Activity Report**  
**Sorted by Transaction Date - Transaction Date**

Investment #	Fund	CUSIP	Inv Descrip	TransactionType	TransactionDate	Issuer	New Principal	Principal Paydowns	Interest	Total Cash
40950	COMM	41284NAB6	HDMOT 0.22% MAT	Interest	01/18/2022	Harley-Davidson Moto			378.99	378.99
40950	COMM	41284NAB6	HDMOT 0.22% MAT	Redemption	01/18/2022	Harley-Davidson Moto		355,207.72		355,207.72
40958	COMM	34532NAC9	FM 0.3% MAT	Interest	01/18/2022	FORD MOTOR			5,000.00	5,000.00
40958	COMM	34532NAC9	FM 0.3% MAT	Redemption	01/18/2022	FORD MOTOR		488,270.02		488,270.02
40991	COMM	47788UAC6	JDOT 0.36% MAT	Interest	01/18/2022	JOHN DEERE			2,325.00	2,325.00
40991	COMM	47788UAC6	JDOT 0.36% MAT	Redemption	01/18/2022	JOHN DEERE		183,801.65		183,801.65
41111	COMM	44933LAC7	HART 0.38% MAT	Interest	01/18/2022	HYUNDAI AUTO			3,008.34	3,008.34
41111	COMM	44933LAC7	HART 0.38% MAT	Redemption	01/18/2022	HYUNDAI AUTO		223,672.25		223,672.25
41182	COMM	89190GAC1	TAOT 0.26% MAT	Interest	01/18/2022	TOYOTA AUTO REC			6,500.01	6,500.01
41182	COMM	89190GAC1	TAOT 0.26% MAT	Redemption	01/18/2022	TOYOTA AUTO REC		656,249.10		656,249.10
41187	COMM	44891VAC5	HALST 0.33% MAT	Interest	01/18/2022	Hyundai Auto Lease S			6,187.50	6,187.50
41187	COMM	44891VAC5	HALST 0.33% MAT	Redemption	01/18/2022	Hyundai Auto Lease S		748,275.84		748,275.84
41206	COMM	65480BAC1	NAROT 0.33% MAT	Interest	01/18/2022	Nissan Auto Receivab			11,000.00	11,000.00
41206	COMM	65480BAC1	NAROT 0.33% MAT	Redemption	01/18/2022	Nissan Auto Receivab		910,135.05		910,135.05
41220	COMM	58769KAD6	MBALT 0.4% MAT	Interest	01/18/2022	MERCEDES-BENZ			4,916.66	4,916.66
41220	COMM	58769KAD6	MBALT 0.4% MAT	Redemption	01/18/2022	MERCEDES-BENZ		435,840.04		435,840.04
41240	COMM	47789QAC4	JDOT 0.52% MAT	Interest	01/18/2022	JOHN DEERE			3,466.66	3,466.66
41240	COMM	47789QAC4	JDOT 0.52% MAT	Redemption	01/18/2022	JOHN DEERE		158,708.54		158,708.54
41242	COMM	14041NFW6	COMET 0.55% MAT	Interest	01/18/2022	Capital One Multi Ex			10,770.83	10,770.83
41242	COMM	14041NFW6	COMET 0.55% MAT	Redemption	01/18/2022	Capital One Multi Ex		441,310.34		441,310.34
41321	COMM	43815EAC8	HAROT 0.41% MAT	Interest	01/18/2022	HONDA AUTO			6,150.01	6,150.01
41321	COMM	43815EAC8	HAROT 0.41% MAT	Redemption	01/18/2022	HONDA AUTO		394,722.70		394,722.70
41387	COMM	44933MAC5	HALST 0.38% MAT	Interest	01/18/2022	Hyundai Auto Lease S			7,995.84	7,995.84
41387	COMM	44933MAC5	HALST 0.38% MAT	Redemption	01/18/2022	Hyundai Auto Lease S		755,106.60		755,106.60
41389	COMM	58772WAC7	MBART 0.46% MAT	Interest	01/18/2022	MERCEDES -BENZ			7,762.49	7,762.49
41389	COMM	58772WAC7	MBART 0.46% MAT	Redemption	01/18/2022	MERCEDES -BENZ		384,455.09		384,455.09
41392	COMM	98163HAB5	WOART 0.29% MAT	Interest	01/18/2022	World Omni Auto Rec'			1,812.50	1,812.50
41392	COMM	98163HAB5	WOART 0.29% MAT	Redemption	01/18/2022	World Omni Auto Rec'		213,235.76		213,235.76
41397	COMM	345329AC0	FM 0.37% MAT	Interest	01/18/2022	FORD MOTOR			6,474.99	6,474.99
41397	COMM	345329AC0	FM 0.37% MAT	Redemption	01/18/2022	FORD MOTOR		628,040.54		628,040.54
41402	COMM	254683CP8	DCENT 0.58% MAT	Interest	01/18/2022	Discover Card Execut			9,666.66	9,666.66
41402	COMM	254683CP8	DCENT 0.58% MAT	Redemption	01/18/2022	Discover Card Execut		359,224.76		359,224.76
41476	COMM	14044CAC6	COPAR 0.77% MAT	Interest	01/18/2022	Capital One Prime Au			8,983.32	8,983.32
41476	COMM	14044CAC6	COPAR 0.77% MAT	Redemption	01/18/2022	Capital One Prime Au		248,122.22		248,122.22
41521	COMM	89238JAC9	TAOT 0.71% MAT	Interest	01/18/2022	TOYOTA AUTO REC			6,804.17	6,804.17
41521	COMM	89238JAC9	TAOT 0.71% MAT	Redemption	01/18/2022	TOYOTA AUTO REC		221,597.53		221,597.53
41529	COMM	02582JJR2	AMXCA 0.9% MAT	Interest	01/18/2022	American Express			24,375.00	24,375.00
41529	COMM	02582JJR2	AMXCA 0.9% MAT	Redemption	01/18/2022	American Express		540,365.54		540,365.54
41612	COMM	14041NFY2	CAPITAL ONE MULTI	Interest	01/18/2022	Capital One Multi Ex			46,800.00	46,800.00
41612	COMM	14041NFY2	CAPITAL ONE MULTI	Redemption	01/18/2022	Capital One Multi Ex		1,167,700.95		1,167,700.95

**SANTA CLARA COUNTY INVESTMENTS**  
**Transaction Activity Report**  
 Sorted by Transaction Date - Transaction Date

Investment #	Fund	CUSIP	Inv Descrip	TransactionType	TransactionDate	Issuer	New Principal	Principal Paydowns	Interest	Total Cash
41718	COMM	89190GAB3	TAOT 0.14% MAT	Interest	01/18/2022	TOYOTA AUTO REC			396.42	396.42
41718	COMM	89190GAB3	TAOT 0.14% MAT	Redemption	01/18/2022	TOYOTA AUTO REC		342,030.19		342,030.19
41718	COMM	89190GAB3	TAOT 0.14% MAT	Interest	01/18/2022	TOYOTA AUTO REC			-198.21	-198.21
41718	COMM	89190GAB3	TAOT 0.14% MAT	Redemption	01/18/2022	TOYOTA AUTO REC				0.00
<b>Totals for 01/18/2022</b>							<b>276,999,541.68</b>	<b>324,796,951.59</b>	<b>1,371,074.24</b>	<b>49,168,484.15</b>
41765	COMM	05601XAC3	BMWLT 1.1% MAT	Purchase	01/19/2022	BMW VEHICLE	16,247,570.63			-16,247,570.63
41762	COMM	009A73RZ3	CHES DISC NOTE	Purchase	01/19/2022	CHESHAM FINANCE	74,999,854.17			-74,999,854.17
41766	COMM	44891WAC3	HALST 1.16% MAT	Purchase	01/19/2022	Hyundai Auto Lease S	13,249,707.18			-13,249,707.18
41763	COMM	5148X1AL7	LANDES DISC NOTE	Purchase	01/19/2022	LANDES	124,999,756.95			-124,999,756.95
41764	COMM	63873KAL1	NATXNY DISC NOTE	Purchase	01/19/2022	Natixis NY Branch	49,999,930.56			-49,999,930.56
41677	COMM	14912EAK3	CAT DISC NOTE	Redemption	01/19/2022	CATERPILLAR		30,000,000.00		30,000,000.00
41758	COMM	16536JAK3	CHES DISC NOTE	Redemption	01/19/2022	CHESHAM FINANCE		75,000,000.00		75,000,000.00
41759	COMM	5148X1AK9	LANDES DISC NOTE	Redemption	01/19/2022	LANDES		125,000,000.00		125,000,000.00
41760	COMM	63873KAK3	NATXNY DISC NOTE	Redemption	01/19/2022	Natixis NY Branch		50,000,000.00		50,000,000.00
<b>Totals for 01/19/2022</b>							<b>279,496,819.49</b>	<b>280,000,000.00</b>		<b>503,180.51</b>
41767	COMM	16536JAM9	CHES DISC NOTE	Purchase	01/20/2022	CHESHAM FINANCE	74,999,854.17			-74,999,854.17
41768	COMM	5148X1AM5	LANDES DISC NOTE	Purchase	01/20/2022	LANDES	124,999,756.95			-124,999,756.95
41769	COMM	63873KAM9	NATXNY DISC NOTE	Purchase	01/20/2022	Natixis NY Branch	49,999,930.56			-49,999,930.56
40473	COMM	3135G03M3	FEDERAL NATL MTG	Redemption	01/20/2022	FNMA NOTES		50,000,000.00		50,000,000.00
41698	COMM	67983UAL7	OLDLLC DISC NOTE	Redemption	01/20/2022	OLD LINE FUNDING		50,000,000.00		50,000,000.00
41762	COMM	009A73RZ3	CHES DISC NOTE	Redemption	01/20/2022	CHESHAM FINANCE		75,000,000.00		75,000,000.00
41763	COMM	5148X1AL7	LANDES DISC NOTE	Redemption	01/20/2022	LANDES		125,000,000.00		125,000,000.00
41764	COMM	63873KAL1	NATXNY DISC NOTE	Redemption	01/20/2022	Natixis NY Branch		50,000,000.00		50,000,000.00
40473	COMM	3135G03M3	FEDERAL NATL MTG	Interest	01/20/2022	FNMA NOTES			52,277.77	52,277.77
39612	COMM	92349GAA9	VERIZON OWNER	Interest	01/20/2022	VERIZON OWNER			31,249.19	31,249.19
39612	COMM	92349GAA9	VERIZON OWNER	Redemption	01/20/2022	VERIZON OWNER		2,415,074.10		2,415,074.10
39913	COMM	92867XAD8	VWALT 1.99% MAT	Interest	01/20/2022	Volkswagen Auto			5,176.56	5,176.56
39913	COMM	92867XAD8	VWALT 1.99% MAT	Redemption	01/20/2022	Volkswagen Auto		1,190,818.20		1,190,818.20
39920	COMM	92348AAA3	VZOT 1.94% MAT	Interest	01/20/2022	VERIZON OWNER			30,395.50	30,395.50
39920	COMM	92348AAA3	VZOT 1.94% MAT	Redemption	01/20/2022	VERIZON OWNER		2,341,433.71		2,341,433.71
40341	COMM	36259KAD9	GMALT 1.67% MAT	Interest	01/20/2022	GM Fin'cl Auto Leasi			2,900.95	2,900.95
40341	COMM	36259KAD9	GMALT 1.67% MAT	Redemption	01/20/2022	GM Fin'cl Auto Leasi		572,726.00		572,726.00
40512	COMM	36259PAD8	GMALT 0.8% MAT	Interest	01/20/2022	GM Fin'cl Auto Leasi			1,000.00	1,000.00
40512	COMM	36259PAD8	GMALT 0.8% MAT	Redemption	01/20/2022	GM Fin'cl Auto Leasi		149,650.44		149,650.44
40549	COMM	92290BAA9	VERIZON OWNER	Interest	01/20/2022	VERIZON OWNER			11,456.26	11,456.26
40549	COMM	92290BAA9	VERIZON OWNER	Redemption	01/20/2022	VERIZON OWNER		845,991.54		845,991.54
40623	COMM	362569AC9	GMALT 0.45% MAT	Interest	01/20/2022	GM Fin'cl Auto Leasi			3,187.50	3,187.50
40623	COMM	362569AC9	GMALT 0.45% MAT	Redemption	01/20/2022	GM Fin'cl Auto Leasi		425,120.05		425,120.05
40712	COMM	92348CAA9	VZOT 0.41% MAT	Interest	01/20/2022	VERIZON OWNER			7,004.17	7,004.17

**SANTA CLARA COUNTY INVESTMENTS**  
**Transaction Activity Report**  
**Sorted by Transaction Date - Transaction Date**

Investment #	Fund	CUSIP	Inv Descrip	TransactionType	TransactionDate	Issuer	New Principal	Principal Paydowns	Interest	Total Cash
40712	COMM	92348CAA9	VZOT 0.41% MAT	Redemption	01/20/2022	VERIZON OWNER		543,787.78		543,787.78
40801	COMM	92868VAC3	VWALT 0.39% MAT	Interest	01/20/2022	Volkswagen Auto			2,437.50	2,437.50
40801	COMM	92868VAC3	VWALT 0.39% MAT	Redemption	01/20/2022	Volkswagen Auto		304,283.59		304,283.59
40964	COMM	36261RAC2	GMALT 0.26% MAT	Interest	01/20/2022	GM Fin'cl Auto Leasi			1,787.51	1,787.51
40964	COMM	36261RAC2	GMALT 0.26% MAT	Redemption	01/20/2022	GM Fin'cl Auto Leasi		331,108.84		331,108.84
41089	COMM	89238EAC0	TLOT 0.39% MAT	Interest	01/20/2022	Toyota Lease Owner			4,225.00	4,225.00
41089	COMM	89238EAC0	TLOT 0.39% MAT	Redemption	01/20/2022	Toyota Lease Owner		465,173.03		465,173.03
41207	COMM	80286DAC2	SRT 0.51% MAT	Interest	01/20/2022	Santander Retail Aut			6,566.25	6,566.25
41207	COMM	80286DAC2	SRT 0.51% MAT	Redemption	01/20/2022	Santander Retail Aut		497,155.11		497,155.11
41391	COMM	80286CAC4	SRT 0.5% MAT	Interest	01/20/2022	Santander Retail Aut			3,125.00	3,125.00
41391	COMM	80286CAC4	SRT 0.5% MAT	Redemption	01/20/2022	Santander Retail Aut		195,670.94		195,670.94
<b>Totals for 01/20/2022</b>							<b>249,999,541.68</b>	<b>360,277,993.33</b>	<b>162,789.16</b>	<b>110,441,240.81</b>
41770	COMM	16536JAQ0	CHES DISC NOTE	Purchase	01/21/2022	CHESHAM FINANCE	74,999,562.50			-74,999,562.50
41771	COMM	5148X1AQ6	LANDES DISC NOTE	Purchase	01/21/2022	LANDES	124,999,270.83			-124,999,270.83
41772	COMM	63873KAQ0	NATXNY DISC NOTE	Purchase	01/21/2022	Natixis NY Branch	49,999,791.67			-49,999,791.67
40267	COMM	3133ELHR8	FFCB 1.6% MAT	Redemption	01/21/2022	FFCB NOTES		25,000,000.00		25,000,000.00
41021	COMM	55380TQX1	MUFG BK LTD N Y	Redemption	01/21/2022	MUFG Mitsubishi		50,000,000.00		50,000,000.00
41767	COMM	16536JAM9	CHES DISC NOTE	Redemption	01/21/2022	CHESHAM FINANCE		75,000,000.00		75,000,000.00
41768	COMM	5148X1AM5	LANDES DISC NOTE	Redemption	01/21/2022	LANDES		125,000,000.00		125,000,000.00
41769	COMM	63873KAM9	NATXNY DISC NOTE	Redemption	01/21/2022	Natixis NY Branch		50,000,000.00		50,000,000.00
40267	COMM	3133ELHR8	FFCB 1.6% MAT	Interest	01/21/2022	FFCB NOTES			200,000.00	200,000.00
40268	COMM	90331HPL1	USB 2.05% MAT	Interest	01/21/2022	U S BANK			205,000.00	205,000.00
40862	COMM	3133EMLK6	FFCB FLOAT MAT	Interest	01/21/2022	FFCB NOTES			8,383.33	8,383.33
41021	COMM	55380TQX1	MUFG BK LTD N Y	Interest	01/21/2022	MUFG Mitsubishi			100,333.34	100,333.34
39582	COMM	43815MAC0	HAROT 2.52% MAT	Interest	01/21/2022	HONDA AUTO			12,823.19	12,823.19
39582	COMM	43815MAC0	HAROT 2.52% MAT	Redemption	01/21/2022	HONDA AUTO		829,769.35		829,769.35
40346	COMM	43813RAC1	HAROT 1.61% MAT	Interest	01/21/2022	HONDA AUTO			19,295.51	19,295.51
40346	COMM	43813RAC1	HAROT 1.61% MAT	Redemption	01/21/2022	HONDA AUTO		1,088,152.58		1,088,152.58
40965	COMM	43813GAC5	HAROT 0.27% MAT	Interest	01/21/2022	HONDA AUTO			2,643.75	2,643.75
40965	COMM	43813GAC5	HAROT 0.27% MAT	Redemption	01/21/2022	HONDA AUTO		313,677.73		313,677.73
41554	COMM	43815GAC3	HAROT 0.88% MAT	Interest	01/21/2022	HONDA AUTO			10,266.66	10,266.66
41554	COMM	43815GAC3	HAROT 0.88% MAT	Redemption	01/21/2022	HONDA AUTO		285,237.79		285,237.79
41717	COMM	43815MAD8	HAROT 2.54% MAT	Interest	01/21/2022	HONDA AUTO			7,450.67	7,450.67
41717	COMM	43815MAD8	HAROT 2.54% MAT	Redemption	01/21/2022	HONDA AUTO		105,998.23		105,998.23
41717	COMM	43815MAD8	HAROT 2.54% MAT	Interest	01/21/2022	HONDA AUTO			-2,235.20	-2,235.20
41717	COMM	43815MAD8	HAROT 2.54% MAT	Redemption	01/21/2022	HONDA AUTO				0.00
<b>Totals for 01/21/2022</b>							<b>249,998,625.00</b>	<b>327,622,835.68</b>	<b>563,961.25</b>	<b>78,188,171.93</b>
41773	COMM	16536JAR8	CHES DISC NOTE	Purchase	01/24/2022	CHESHAM FINANCE	74,999,854.17			-74,999,854.17
41776	COMM	345286AC2	FORDO 1.29% MAT	Purchase	01/24/2022	FORD CREDIT AUTO	11,998,574.40			-11,998,574.40

**SANTA CLARA COUNTY INVESTMENTS**  
**Transaction Activity Report**  
 Sorted by Transaction Date - Transaction Date

Investment #	Fund	CUSIP	Inv Descrip	TransactionType	TransactionDate	Issuer	New Principal	Principal Paydowns	Interest	Total Cash
41774	COMM	5148X1AR4	LANDES DISC NOTE	Purchase	01/24/2022	LANDES	124,999,756.95			-124,999,756.95
41775	COMM	63873KAR8	NATXNY DISC NOTE	Purchase	01/24/2022	Natixis NY Branch	49,999,930.56			-49,999,930.56
40281	COMM	3133ELJN5	FEDERAL FARM CR	Redemption	01/24/2022	FFCB NOTES		19,995,000.00		19,995,000.00
40281	COMM	3133ELJN5	FEDERAL FARM CR	Cap G/L	01/24/2022	FFCB NOTES		5,000.00		5,000.00
41412	COMM	313313SE9	FCDN DISC NOTE	Redemption	01/24/2022	FFCB DISCOUNT		15,000,000.00		15,000,000.00
41770	COMM	16536JAQ0	CHES DISC NOTE	Redemption	01/24/2022	CHESHAM FINANCE		75,000,000.00		75,000,000.00
41771	COMM	5148X1AQ6	LANDES DISC NOTE	Redemption	01/24/2022	LANDES		125,000,000.00		125,000,000.00
41772	COMM	63873KAQ0	NATXNY DISC NOTE	Redemption	01/24/2022	Natixis NY Branch		50,000,000.00		50,000,000.00
40281	COMM	3133ELJN5	FEDERAL FARM CR	Interest	01/24/2022	FFCB NOTES			164,000.00	164,000.00
40534	COMM	3136G4A45	FEDERAL NATL MTG	Interest	01/24/2022	FNMA NOTES			71,000.00	71,000.00
40535	COMM	3133EJVC0	FEDERAL FARM CR	Interest	01/24/2022	FFCB NOTES			221,250.00	221,250.00
<b>Totals for 01/24/2022</b>							<b>261,998,116.08</b>	<b>285,000,000.00</b>	<b>456,250.00</b>	<b>23,458,133.92</b>
41777	COMM	16536JAS6	CHES DISC NOTE	Purchase	01/25/2022	CHESHAM FINANCE	74,999,854.17			-74,999,854.17
41778	COMM	5148X1AS2	LANDES DISC NOTE	Purchase	01/25/2022	LANDES	124,999,756.95			-124,999,756.95
41779	COMM	63873KAS6	NATXNY DISC NOTE	Purchase	01/25/2022	Natixis NY Branch	49,999,930.56			-49,999,930.56
41780	COMM	92348KAL7	VZMT 1.04% MAT	Purchase	01/25/2022	VERIZON MASTER	20,999,464.50			-20,999,464.50
39735	COMM	31381VBJ3	FNMA 2.83% MAT	Redemption	01/25/2022	FNMA Multi-Family		0.01		0.01
40527	COMM	3132XHM68	FHLMCM 1.1% MAT	Redemption	01/25/2022	FHLMC Multi-Family		0.01		0.01
41773	COMM	16536JAR8	CHES DISC NOTE	Redemption	01/25/2022	CHESHAM FINANCE		75,000,000.00		75,000,000.00
41774	COMM	5148X1AR4	LANDES DISC NOTE	Redemption	01/25/2022	LANDES		125,000,000.00		125,000,000.00
41775	COMM	63873KAR8	NATXNY DISC NOTE	Redemption	01/25/2022	Natixis NY Branch		50,000,000.00		50,000,000.00
38387	COMM	3137AYCE9		Interest	01/25/2022	FHLMC Multi-Family			44,506.92	44,506.92
38387	COMM	3137AYCE9		Redemption	01/25/2022	FHLMC Multi-Family		48,966.20		48,966.20
38391	COMM	3137AYCE9		Interest	01/25/2022	FHLMC Multi-Family			16,690.09	16,690.09
38391	COMM	3137AYCE9		Redemption	01/25/2022	FHLMC Multi-Family		18,362.33		18,362.33
38465	COMM	3137AWQH1	FHLMCM 2.307%	Interest	01/25/2022	FHLMC Multi-Family			10,727.55	10,727.55
38465	COMM	3137AWQH1	FHLMCM 2.307%	Redemption	01/25/2022	FHLMC Multi-Family		627,064.53		627,064.53
38643	COMM	3137B36J2	FHLMCM 3.32% MAT	Interest	01/25/2022	FHLMC Multi-Family			53,642.70	53,642.70
38643	COMM	3137B36J2	FHLMCM 3.32% MAT	Redemption	01/25/2022	FHLMC Multi-Family		47,944.20		47,944.20
38666	COMM	3137AYCE9		Interest	01/25/2022	FHLMC Multi-Family			26,136.69	26,136.69
38666	COMM	3137AYCE9		Redemption	01/25/2022	FHLMC Multi-Family		28,755.40		28,755.40
38744	COMM	3137AYCE9		Interest	01/25/2022	FHLMC Multi-Family			44,506.92	44,506.92
38744	COMM	3137AYCE9		Redemption	01/25/2022	FHLMC Multi-Family		48,966.20		48,966.20
38854	COMM	3137B4WB8	FHLMCM 3.06% MAT	Interest	01/25/2022	FHLMC Multi-Family			12,176.25	12,176.25
38854	COMM	3137B4WB8	FHLMCM 3.06% MAT	Redemption	01/25/2022	FHLMC Multi-Family		256,016.78		256,016.78
38864	COMM	3137B5JM6	FHLMCM 3.531%	Interest	01/25/2022	FHLMC Multi-Family			29,425.00	29,425.00
38864	COMM	3137B5JM6	FHLMCM 3.531%	Redemption	01/25/2022	FHLMC Multi-Family		542,370.59		542,370.59
38945	COMM	3137B3NA2	FHLMC REMIC	Interest	01/25/2022	FHLMC Multi-Family			28,614.89	28,614.89
38945	COMM	3137B3NA2	FHLMC REMIC	Redemption	01/25/2022	FHLMC Multi-Family		26,964.78		26,964.78
39026	COMM	3137B5KW2	FHLMCM 3.458%	Interest	01/25/2022	FHLMC Multi-Family			28,816.67	28,816.67

**SANTA CLARA COUNTY INVESTMENTS**  
**Transaction Activity Report**  
**Sorted by Transaction Date - Transaction Date**

Investment #	Fund	CUSIP	Inv Descrip	TransactionType	TransactionDate	Issuer	New Principal	Principal Paydowns	Interest	Total Cash
39026	COMM	3137B5KW2	FHLMCM 3.458%	Redemption	01/25/2022	FHLMC Multi-Family		516,380.83		516,380.83
39295	COMM	3137B04Y7	FHLMCM 2.615%	Interest	01/25/2022	FHLMC Multi-Family			58,837.51	58,837.51
39295	COMM	3137B04Y7	FHLMCM 2.615%	Redemption	01/25/2022	FHLMC Multi-Family	2,012,083.81			2,012,083.81
39319	COMM	3138LGKH8	FNMAM 2.47% MAT	Interest	01/25/2022	FNMA Multi-Family			53,173.61	53,173.61
39319	COMM	3138LGKH8	FNMAM 2.47% MAT	Redemption	01/25/2022	FNMA Multi-Family	1,081,905.18			1,081,905.18
39457	COMM	3138EKX67	FNMAM 2.537% MAT	Interest	01/25/2022	FNMA Multi-Family			10,454.12	10,454.12
39457	COMM	3138EKX67	FNMAM 2.537% MAT	Redemption	01/25/2022	FNMA Multi-Family	11,775.38			11,775.38
39587	COMM	3138LEYD7	FNMAM 1.97% MAT	Interest	01/25/2022	FNMA Multi-Family			30,461.83	30,461.83
39587	COMM	3138LEYD7	FNMAM 1.97% MAT	Redemption	01/25/2022	FNMA Multi-Family	32,627.85			32,627.85
39609	COMM	3138LGFF8	FNMAM 2.15% MAT	Interest	01/25/2022	FNMA Multi-Family			9,256.94	9,256.94
39609	COMM	3138LGFF8	FNMAM 2.15% MAT	Redemption	01/25/2022	FNMA Multi-Family	219,425.66			219,425.66
39632	COMM	3138L2BU0	FNMAM 2.31% MAT	Interest	01/25/2022	FNMA Multi-Family			12,832.03	12,832.03
39632	COMM	3138L2BU0	FNMAM 2.31% MAT	Redemption	01/25/2022	FNMA Multi-Family	13,876.50			13,876.50
39654	COMM	3137BP4J5	FNMAM 2.446% MAT	Interest	01/25/2022	FHLMC Multi-Family			31,682.40	31,682.40
39654	COMM	3137BP4J5	FNMAM 2.446% MAT	Redemption	01/25/2022	FHLMC Multi-Family	267,519.68			267,519.68
39734	COMM	3138LOU90	FNMAM 2.59% MAT	Interest	01/25/2022	FNMA Multi-Family			11,151.39	11,151.39
39734	COMM	3138LOU90	FNMAM 2.59% MAT	Redemption	01/25/2022	FNMA Multi-Family	583,518.67			583,518.67
39735	COMM	31381VBJ3	FNMAM 2.83% MAT	Interest	01/25/2022	FNMA Multi-Family			11,553.75	11,553.75
39735	COMM	31381VBJ3	FNMAM 2.83% MAT	Redemption	01/25/2022	FNMA Multi-Family	4,741,082.21			4,741,082.21
39735	COMM	31381VBJ3	FNMAM 2.83% MAT	Interest	01/25/2022	FNMA Multi-Family				0.00
39735	COMM	31381VBJ3	FNMAM 2.83% MAT	Redemption	01/25/2022	FNMA Multi-Family				0.00
39844	COMM	3138LORM5	FNMAM 2.135% MAT	Interest	01/25/2022	FNMA Multi-Family			15,264.73	15,264.73
39844	COMM	3138LORM5	FNMAM 2.135% MAT	Redemption	01/25/2022	FNMA Multi-Family	22,063.19			22,063.19
39861	COMM	05588CAC6	BMWOT 1.92% MAT	Interest	01/25/2022	BMW VEHICLE			11,376.44	11,376.44
39861	COMM	05588CAC6	BMWOT 1.92% MAT	Redemption	01/25/2022	BMW VEHICLE	850,514.37			850,514.37
40056	COMM	3136A9MN5	FNMAM 2.301% MAT	Interest	01/25/2022	FNMA Multi-Family			9,951.98	9,951.98
40056	COMM	3136A9MN5	FNMAM 2.301% MAT	Redemption	01/25/2022	FNMA Multi-Family	838,033.39			838,033.39
40293	COMM	3138LORC7	FNMAM 2.35% MAT	Interest	01/25/2022	FNMA Multi-Family			13,001.28	13,001.28
40293	COMM	3138LORC7	FNMAM 2.35% MAT	Redemption	01/25/2022	FNMA Multi-Family	14,051.10			14,051.10
40385	COMM	3137BUWM6	FHLMCM 2.932%	Interest	01/25/2022	FHLMC Multi-Family			18,856.33	18,856.33
40385	COMM	3137BUWM6	FHLMCM 2.932%	Redemption	01/25/2022	FHLMC Multi-Family	243,014.88			243,014.88
40390	COMM	3137BHCV1	FHLMCM 2.811%	Interest	01/25/2022	FHLMC Multi-Family			24,807.08	24,807.08
40390	COMM	3137BHCV1	FHLMCM 2.811%	Redemption	01/25/2022	FHLMC Multi-Family	342,274.95			342,274.95
40511	COMM	3136AXVB8	FNMAM 2.646% MAT	Interest	01/25/2022	FNMA Multi-Family			33,549.10	33,549.10
40511	COMM	3136AXVB8	FNMAM 2.646% MAT	Redemption	01/25/2022	FNMA Multi-Family	11,422.50			11,422.50
40517	COMM	3138LORM5A	FNMAM 2.135% MAT	Interest	01/25/2022	FNMA Multi-Family			1,570.51	1,570.51
40517	COMM	3138LORM5A	FNMAM 2.135% MAT	Redemption	01/25/2022	FNMA Multi-Family	2,269.96			2,269.96
40526	COMM	3137BSP64	FHLMCM 2.34% MAT	Interest	01/25/2022	FHLMC Multi-Family			29,499.08	29,499.08
40526	COMM	3137BSP64	FHLMCM 2.34% MAT	Redemption	01/25/2022	FHLMC Multi-Family	196,897.60			196,897.60
40527	COMM	3132XHM68	FHLMCM 1.1% MAT	Interest	01/25/2022	FHLMC Multi-Family			83,699.56	83,699.56

**SANTA CLARA COUNTY INVESTMENTS**  
**Transaction Activity Report**  
**Sorted by Transaction Date - Transaction Date**

Investment #	Fund	CUSIP	Inv Descrip	TransactionType	TransactionDate	Issuer	New Principal	Principal Paydowns	Interest	Total Cash
40527	COMM	3132XHM68	FHLMCM 1.1% MAT	Redemption	01/25/2022	FHLMC Multi-Family		19,408,705.79		19,408,705.79
40527	COMM	3132XHM68	FHLMCM 1.1% MAT	Interest	01/25/2022	FHLMC Multi-Family				0.00
40527	COMM	3132XHM68	FHLMCM 1.1% MAT	Redemption	01/25/2022	FHLMC Multi-Family				0.00
40530	COMM	09661RAD3	BMWOT 0.48% MAT	Interest	01/25/2022	BMW VEHICLE			3,120.04	3,120.04
40530	COMM	09661RAD3	BMWOT 0.48% MAT	Redemption	01/25/2022	BMW VEHICLE		577,556.31		577,556.31
40539	COMM	3137BKGH7	FHLMCM 2.712%	Interest	01/25/2022	FHLMC Multi-Family			9,273.54	9,273.54
40539	COMM	3137BKGH7	FHLMCM 2.712%	Redemption	01/25/2022	FHLMC Multi-Family		99,170.68		99,170.68
40540	COMM	3137FUZN7	FHLMCM 0.526%	Interest	01/25/2022	FHLMC Multi-Family			1,519.98	1,519.98
40540	COMM	3137FUZN7	FHLMCM 0.526%	Redemption	01/25/2022	FHLMC Multi-Family		492,011.20		492,011.20
40541	COMM	3138L7CU8	FNMMAM 2.95% MAT	Interest	01/25/2022	FNMA Multi-Family			49,081.41	49,081.41
40541	COMM	3138L7CU8	FNMMAM 2.95% MAT	Redemption	01/25/2022	FNMA Multi-Family		38,513.79		38,513.79
40630	COMM	3138LJWY2	FHLMCM 2.8% MAT	Interest	01/25/2022	FHLMC Multi-Family			31,470.91	31,470.91
40630	COMM	3138LJWY2	FHLMCM 2.8% MAT	Redemption	01/25/2022	FHLMC Multi-Family		22,410.96		22,410.96
40638	COMM	3137BYLE8	FHLMCM 2.7% MAT	Interest	01/25/2022	FHLMC Multi-Family			14,962.50	14,962.50
40638	COMM	3137BYLE8	FHLMCM 2.7% MAT	Redemption	01/25/2022	FHLMC Multi-Family		182,492.56		182,492.56
40743	COMM	3136AY6S7	FNMMAM FRN MAT	Interest	01/25/2022	FNMA Multi-Family			46,402.69	46,402.69
40743	COMM	3136AY6S7	FNMMAM FRN MAT	Redemption	01/25/2022	FNMA Multi-Family		181,931.50		181,931.50
40784	COMM	3137F72W4	FHLMCM 0.39025%	Interest	01/25/2022	FHLMC Multi-Family			2,701.25	2,701.25
40784	COMM	3137F72W4	FHLMCM 0.39025%	Redemption	01/25/2022	FHLMC Multi-Family		384,812.39		384,812.39
40812	COMM	3132XFFH6	FHLMCM 0.77% MAT	Interest	01/25/2022	FHLMC Multi-Family			29,837.50	29,837.50
40812	COMM	3132XFFH6	FHLMCM 0.77% MAT	Redemption	01/25/2022	FHLMC Multi-Family		1,068,565.38		1,068,565.38
40905	COMM	3138LEC33	FNMMAM 2.38% MAT	Interest	01/25/2022	FNMA Multi-Family			20,351.29	20,351.29
40905	COMM	3138LEC33	FNMMAM 2.38% MAT	Redemption	01/25/2022	FNMA Multi-Family		13,677.40		13,677.40
40976	COMM	3137FATE8	FHLMCM 2.982%	Interest	01/25/2022	FHLMC Multi-Family			74,550.00	74,550.00
40976	COMM	3137FATE8	FHLMCM 2.982%	Redemption	01/25/2022	FHLMC Multi-Family		1,105,551.80		1,105,551.80
40983	COMM	3137FF3W5	FHLMCM 0.602%	Interest	01/25/2022	FHLMC Multi-Family			2,100.89	2,100.89
40983	COMM	3137FF3W5	FHLMCM 0.602%	Redemption	01/25/2022	FHLMC Multi-Family		9,819.63		9,819.63
40990	COMM	05591RAC8	BMWLT 0.29% MAT	Interest	01/25/2022	BMW VEHICLE			2,924.17	2,924.17
40990	COMM	05591RAC8	BMWLT 0.29% MAT	Redemption	01/25/2022	BMW VEHICLE		502,124.08		502,124.08
41026	COMM	3137BVYN0	FHLMCM 3.035%	Interest	01/25/2022	FHLMC Multi-Family			44,778.62	44,778.62
41026	COMM	3137BVYN0	FHLMCM 3.035%	Redemption	01/25/2022	FHLMC Multi-Family		472,524.58		472,524.58
41131	COMM	3137BYLE8	FHLMCM 2.7% MAT	Interest	01/25/2022	FHLMC Multi-Family			11,250.00	11,250.00
41131	COMM	3137BYLE8	FHLMCM 2.7% MAT	Redemption	01/25/2022	FHLMC Multi-Family		136,428.80		136,428.80
41133	COMM	3137FYZG4	FHLMCM 0.861%	Interest	01/25/2022	FHLMC Multi-Family			5,018.50	5,018.50
41133	COMM	3137FYZG4	FHLMCM 0.861%	Redemption	01/25/2022	FHLMC Multi-Family		789.53		789.53
41164	COMM	3137FPJ55	FHLMCM 2.606%	Interest	01/25/2022	FHLMC Multi-Family			44,910.07	44,910.07
41164	COMM	3137FPJ55	FHLMCM 2.606%	Redemption	01/25/2022	FHLMC Multi-Family		405,761.99		405,761.99
41192	COMM	3137FBAB2	FHLMCM 3.038%	Interest	01/25/2022	FHLMC Multi-Family			25,316.67	25,316.67
41192	COMM	3137FBAB2	FHLMCM 3.038%	Redemption	01/25/2022	FHLMC Multi-Family		198,941.28		198,941.28
41200	COMM	3140HWXG2	FNMMAM 2.47% MAT	Interest	01/25/2022	FNMA Multi-Family			10,263.12	10,263.12



**SANTA CLARA COUNTY INVESTMENTS**  
**Transaction Activity Report**  
**Sorted by Transaction Date - Transaction Date**

Investment #	Fund	CUSIP	Inv Descrip	TransactionType	TransactionDate	Issuer	New Principal	Principal Paydowns	Interest	Total Cash
41200	COMM	3140HWXG2	FNMAM 2.47% MAT	Redemption	01/25/2022	FNMA Multi-Family		7,301.35		7,301.35
41222	COMM	3137H14A1	FHLMCM 0.854%	Interest	01/25/2022	FHLMC Multi-Family			13,770.76	13,770.76
41222	COMM	3137H14A1	FHLMCM 0.854%	Redemption	01/25/2022	FHLMC Multi-Family		277,172.42		277,172.42
41228	COMM	3136AUG21	FNMAM 2.49552%	Interest	01/25/2022	FNMA Multi-Family			50,322.72	50,322.72
41228	COMM	3136AUG21	FNMAM 2.49552%	Redemption	01/25/2022	FNMA Multi-Family		165,161.25		165,161.25
41319	COMM	3132XFD47	FHLMCM 2.1% MAT	Interest	01/25/2022	FHLMC Multi-Family			27,125.00	27,125.00
41319	COMM	3132XFD47	FHLMCM 2.1% MAT	Redemption	01/25/2022	FHLMC Multi-Family		313,396.02		313,396.02
41368	COMM	09690AAD5	BMWLT 0.43% MAT	Interest	01/25/2022	BMW VEHICLE			9,316.66	9,316.66
41368	COMM	09690AAD5	BMWLT 0.43% MAT	Redemption	01/25/2022	BMW VEHICLE		696,601.44		696,601.44
41491	COMM	3138LNKZ3	FNMAM 3.44% MAT	Interest	01/25/2022	FNMA Multi-Family			7,817.55	7,817.55
41491	COMM	3138LNKZ3	FNMAM 3.44% MAT	Redemption	01/25/2022	FNMA Multi-Family		3,322.30		3,322.30
41524	COMM	3133LJAN1	FHLM 1.5% MAT	Interest	01/25/2022	FHLMC Single Family			19,656.95	19,656.95
41524	COMM	3133LJAN1	FHLM 1.5% MAT	Redemption	01/25/2022	FHLMC Single Family		208,166.16		208,166.16
41525	COMM	3140QMQJ6	FNMAP 1.5% MAT	Interest	01/25/2022	FNMA Single Family			18,566.58	18,566.58
41525	COMM	3140QMQJ6	FNMAP 1.5% MAT	Redemption	01/25/2022	FNMA Single Family		161,034.90		161,034.90
41526	COMM	3140XDHF6	FNMAP 1.5% MAT	Interest	01/25/2022	FNMA Single Family			32,366.96	32,366.96
41526	COMM	3140XDHF6	FNMAP 1.5% MAT	Redemption	01/25/2022	FNMA Single Family		460,995.48		460,995.48
41675	COMM	3133LPUA3	FHLMC 1.5% MAT	Interest	01/25/2022	FHLMC Single Family			27,500.00	27,500.00
41675	COMM	3133LPUA3	FHLMC 1.5% MAT	Redemption	01/25/2022	FHLMC Single Family		193,759.72		193,759.72
41675	COMM	3133LPUA3	FHLMC 1.5% MAT	Interest	01/25/2022	FHLMC Single Family			-13,750.00	-13,750.00
41675	COMM	3133LPUA3	FHLMC 1.5% MAT	Redemption	01/25/2022	FHLMC Single Family				0.00
41676	COMM	31418EAD2	FNMAP 1.5% MAT	Interest	01/25/2022	FNMA Single Family			24,749.84	24,749.84
41676	COMM	31418EAD2	FNMAP 1.5% MAT	Redemption	01/25/2022	FNMA Single Family		244,592.60		244,592.60
41676	COMM	31418EAD2	FNMAP 1.5% MAT	Interest	01/25/2022	FNMA Single Family			-12,374.92	-12,374.92
41676	COMM	31418EAD2	FNMAP 1.5% MAT	Redemption	01/25/2022	FNMA Single Family				0.00
<b>Totals for 01/25/2022</b>							<b>270,999,006.18</b>	<b>291,679,442.03</b>	<b>1,401,124.60</b>	<b>22,081,560.45</b>
41781	COMM	16536JAT4	CHES DISC NOTE	Purchase	01/26/2022	CHESHAM FINANCE	74,999,854.17			-74,999,854.17
41782	COMM	5148X1AT0	LANDES DISC NOTE	Purchase	01/26/2022	LANDES	124,999,756.95			-124,999,756.95
41783	COMM	63873KAT4	NATXNY DISC NOTE	Purchase	01/26/2022	Natixis NY Branch	49,999,930.56			-49,999,930.56
41777	COMM	16536JAS6	CHES DISC NOTE	Redemption	01/26/2022	CHESHAM FINANCE		75,000,000.00		75,000,000.00
41778	COMM	5148X1AS2	LANDES DISC NOTE	Redemption	01/26/2022	LANDES		125,000,000.00		125,000,000.00
41779	COMM	63873KAS6	NATXNY DISC NOTE	Redemption	01/26/2022	Natixis NY Branch		50,000,000.00		50,000,000.00
40873	COMM	3135GAAJ0	FEDERAL NATL MTG	Interest	01/26/2022	FNMA NOTES			72,000.00	72,000.00
40874	COMM	3135GAAJ0	FEDERAL NATL MTG	Interest	01/26/2022	FNMA NOTES			36,000.00	36,000.00
<b>Totals for 01/26/2022</b>							<b>249,999,541.68</b>	<b>250,000,000.00</b>	<b>108,000.00</b>	<b>108,458.32</b>
41784	COMM	16536JAU1	CHES DISC NOTE	Purchase	01/27/2022	CHESHAM FINANCE	74,999,854.17			-74,999,854.17
41785	COMM	5148X1AU7	LANDES DISC NOTE	Purchase	01/27/2022	LANDES	124,999,756.95			-124,999,756.95
41786	COMM	63873KAU1	NATXNY DISC NOTE	Purchase	01/27/2022	Natixis NY Branch	49,999,930.56			-49,999,930.56
37378	COMM	3133EG5D3	FEDERAL FARM CR	Redemption	01/27/2022	FFCB NOTES		5,000,000.00		5,000,000.00

**SANTA CLARA COUNTY INVESTMENTS**  
**Transaction Activity Report**  
 Sorted by Transaction Date - Transaction Date

Investment #	Fund	CUSIP	Inv Descrip	TransactionType	TransactionDate	Issuer	New Principal	Principal Paydowns	Interest	Total Cash
37669	COMM	3134GBGZ9	FEDERAL HOME LN	Redemption	01/27/2022	FHLMC NOTES		15,000,000.00		15,000,000.00
41781	COMM	16536JAT4	CHES DISC NOTE	Redemption	01/27/2022	CHESHAM FINANCE		75,000,000.00		75,000,000.00
41782	COMM	5148X1AT0	LANDES DISC NOTE	Redemption	01/27/2022	LANDES		125,000,000.00		125,000,000.00
41783	COMM	63873KAT4	NATXNY DISC NOTE	Redemption	01/27/2022	Natixis NY Branch		50,000,000.00		50,000,000.00
37378	COMM	3133EG5D3	FEDERAL FARM CR	Interest	01/27/2022	FFCB NOTES			50,750.00	50,750.00
37669	COMM	3134GBGZ9	FEDERAL HOME LN	Interest	01/27/2022	FHLMC NOTES			150,000.00	150,000.00
40559	COMM	3133EL4V3	FFCB 0.165% MAT	Interest	01/27/2022	FFCB NOTES			25,750.00	25,750.00
<b>Totals for 01/27/2022</b>							<b>249,999,541.68</b>	<b>270,000,000.00</b>	<b>226,500.00</b>	<b>20,226,958.32</b>
41787	COMM	04249LB47	ARMEXH DISC NOTE	Purchase	01/28/2022	ARMY & AIR FORCE	24,999,756.94			-24,999,756.94
41788	COMM	16536JAX5	CHES DISC NOTE	Purchase	01/28/2022	CHESHAM FINANCE	74,999,562.50			-74,999,562.50
41789	COMM	22536U2X7	CICNY 0.57% MAT	Purchase	01/28/2022	Credit Indust et Com	75,000,000.00			-75,000,000.00
41790	COMM	313385SM9	FHDN DISC NOTE	Purchase	01/28/2022	FHLB DISCOUNT	49,999,995.83			-49,999,995.83
41791	COMM	3137FQ3Y7	FHLMCM 2.19% MAT	Purchase	01/28/2022	FHLMC Multi-Family	20,234,004.33			-20,234,004.33
41792	COMM	5148X1AX1	LANDES DISC NOTE	Purchase	01/28/2022	LANDES	124,999,270.83			-124,999,270.83
41793	COMM	63873KAX5	NATXNY DISC NOTE	Purchase	01/28/2022	Natixis NY Branch	49,999,791.67			-49,999,791.67
41794	COMM	83369XB72	SOCIETE	Purchase	01/28/2022	SOCIETE	70,000,000.00			-70,000,000.00
41069	COMM	83369X2J6	SOCIETE	Redemption	01/28/2022	SOCIETE		70,000,000.00		70,000,000.00
41120	COMM	17327BAU9	CITIGR ZERO CPN	Redemption	01/28/2022	CITIGROUP GLOBAL		22,100,000.00		22,100,000.00
41151	COMM	22536UV80	CICNY 0.14% MAT	Redemption	01/28/2022	Credit Indust et Com		75,000,000.00		75,000,000.00
41784	COMM	16536JAU1	CHES DISC NOTE	Redemption	01/28/2022	CHESHAM FINANCE		75,000,000.00		75,000,000.00
41785	COMM	5148X1AU7	LANDES DISC NOTE	Redemption	01/28/2022	LANDES		125,000,000.00		125,000,000.00
41786	COMM	63873KAU1	NATXNY DISC NOTE	Redemption	01/28/2022	Natixis NY Branch		50,000,000.00		50,000,000.00
40685	COMM	3136G46K4	FNMA 0.5% MAT	Interest	01/28/2022	FNMA NOTES			87,500.00	87,500.00
40686	COMM	3136G46K4	FNMA 0.5% MAT	Interest	01/28/2022	FNMA NOTES			35,000.00	35,000.00
40687	COMM	3136G46K4	FNMA 0.5% MAT	Interest	01/28/2022	FNMA NOTES			65,000.00	65,000.00
41069	COMM	83369X2J6	SOCIETE	Interest	01/28/2022	SOCIETE			106,769.45	106,769.45
41151	COMM	22536UV80	CICNY 0.14% MAT	Interest	01/28/2022	Credit Indust et Com			71,458.34	71,458.34
41260	COMM	3130ANA42	FEDERAL HOME	Interest	01/28/2022	FHLB NOTES			39,000.00	39,000.00
41545	COMM	459058JE4	IBRD 0.375% MAT	Interest	01/28/2022	INTL BANK RECON &			46,875.00	46,875.00
41545	COMM	459058JE4	IBRD 0.375% MAT	Accr Int	01/28/2022	INTL BANK RECON &		29,687.50	-29,687.50	0.00
<b>Totals for 01/28/2022</b>							<b>490,232,382.10</b>	<b>417,129,687.50</b>	<b>421,915.29</b>	<b>-72,680,779.31</b>
41795	COMM	16536JB14	CHES DISC NOTE	Purchase	01/31/2022	CHESHAM FINANCE	74,999,854.17			-74,999,854.17
41796	COMM	5148X1B10	LANDES DISC NOTE	Purchase	01/31/2022	LANDES	99,999,805.56			-99,999,805.56
41797	COMM	89239KAC5	TAOT 1.23% MAT	Purchase	01/31/2022	TOYOTA AUTO REC	12,997,790.00			-12,997,790.00
41190	COMM	912828H86	UNITED STATES	Redemption	01/31/2022	U.S. TREASURY		20,000,000.00		20,000,000.00
41646	COMM	59157UAX8	METSHR DISC NOTE	Redemption	01/31/2022	METLIFE SHORT		49,447,000.00		49,447,000.00
41788	COMM	16536JAX5	CHES DISC NOTE	Redemption	01/31/2022	CHESHAM FINANCE		75,000,000.00		75,000,000.00
41790	COMM	313385SM9	FHDN DISC NOTE	Redemption	01/31/2022	FHLB DISCOUNT		50,000,000.00		50,000,000.00
41792	COMM	5148X1AX1	LANDES DISC NOTE	Redemption	01/31/2022	LANDES		125,000,000.00		125,000,000.00

**SANTA CLARA COUNTY INVESTMENTS**  
**Transaction Activity Report**  
 Sorted by Transaction Date - Transaction Date

Investment #	Fund	CUSIP	Inv Descrip	TransactionType	TransactionDate	Issuer	New Principal	Principal Paydowns	Interest	Total Cash
41793	COMM	63873KAX5	NATXNY DISC NOTE	Redemption	01/31/2022	Natixis NY Branch		50,000,000.00		50,000,000.00
40210	COMM	9128282P4	UNITED STATES	Interest	01/31/2022	U.S. TREASURY			375,000.00	375,000.00
40671	COMM	31422B2B5	FAMCA FRN MAT	Interest	01/31/2022	FARMER MAC			15,186.11	15,186.11
40696	COMM	3130AKEA0	FHLB FLOAT MAT	Interest	01/31/2022	FHLB NOTES			31,847.20	31,847.20
40697	COMM	3130AKEA0	FHLB FLOAT MAT	Interest	01/31/2022	FHLB NOTES			6,369.44	6,369.44
41010	COMM	91282CBH3	UNITED STATES	Interest	01/31/2022	U.S. TREASURY			56,250.00	56,250.00
41024	COMM	91282CAB7	UNITED STATES	Interest	01/31/2022	U.S. TREASURY			43,750.00	43,750.00
41054	COMM	912828V80	UNITED STATES	Interest	01/31/2022	U.S. TREASURY			506,250.00	506,250.00
41112	COMM	3133EMXV9	FFCB FLOAT MAT	Interest	01/31/2022	FFCB NOTES			9,790.28	9,790.28
41190	COMM	912828H86	UNITED STATES	Interest	01/31/2022	U.S. TREASURY			150,000.00	150,000.00
41284	COMM	74274TAG5	PRIVATE EXPT FDG	Interest	01/31/2022	PRIVATE EXPORT			55,000.00	55,000.00
41284	COMM	74274TAG5	PRIVATE EXPT FDG	Accr Int	01/31/2022	PRIVATE EXPORT		1,527.78	-1,527.78	0.00
41484	COMM	91282CBH3	UNITED STATES	Interest	01/31/2022	U.S. TREASURY			46,875.00	46,875.00
41484	COMM	91282CBH3	UNITED STATES	Accr Int	01/31/2022	U.S. TREASURY		22,927.99	-22,927.99	0.00
41541	COMM	9128285Z9	UNITED STATES	Interest	01/31/2022	U.S. TREASURY			437,500.00	437,500.00
41541	COMM	9128285Z9	UNITED STATES	Accr Int	01/31/2022	U.S. TREASURY		263,926.63	-263,926.63	0.00
41558	COMM	74274TAG5	PRIVATE EXPT FDG	Interest	01/31/2022	PRIVATE EXPORT			27,500.00	27,500.00
41558	COMM	74274TAG5	PRIVATE EXPT FDG	Accr Int	01/31/2022	PRIVATE EXPORT		17,263.89	-17,263.89	0.00
41619	COMM	9128286A3	USTN 2.625% MAT	Interest	01/31/2022	U.S. TREASURY			393,750.00	393,750.00
41619	COMM	9128286A3	USTN 2.625% MAT	Accr Int	01/31/2022	U.S. TREASURY		263,213.32	-263,213.32	0.00
<b>Totals for 01/31/2022</b>							<b>187,997,449.73</b>	<b>370,015,859.61</b>	<b>1,586,208.42</b>	<b>183,604,618.30</b>
41798	COMM	16536JB22	CHES DISC NOTE	Purchase	02/01/2022	CHESHAM FINANCE	74,999,854.17			-74,999,854.17
41799	COMM	5148X1B28	LANDES DISC NOTE	Purchase	02/01/2022	LANDES	124,999,756.95			-124,999,756.95
41800	COMM	63873KB22	NATXNY DISC NOTE	Purchase	02/01/2022	Natixis NY Branch	49,999,930.56			-49,999,930.56
41801	COMM	742718FV6	PROCTER &	Purchase	02/01/2022	PROCTER &	54,921,900.00			-54,921,900.00
41047	COMM	83050PTQ2	SKANDINAVISKA	Redemption	02/01/2022	Skandinaviska Enskil		70,000,000.00		70,000,000.00
41795	COMM	16536JB14	CHES DISC NOTE	Redemption	02/01/2022	CHESHAM FINANCE		75,000,000.00		75,000,000.00
41796	COMM	5148X1B10	LANDES DISC NOTE	Redemption	02/01/2022	LANDES		100,000,000.00		100,000,000.00
40654	COMM	799408Z69	SRVSCD 0.367%	Interest	02/01/2022	San Ramon Valley			9,248.40	9,248.40
40736	COMM	54438CYH9	LOSHGR 0.444%	Interest	02/01/2022	Los Angeles CA			8,880.00	8,880.00
41047	COMM	83050PTQ2	SKANDINAVISKA	Interest	02/01/2022	Skandinaviska Enskil			122,091.67	122,091.67
41438	COMM	419792F76	HAWAII ST,	Interest	02/01/2022	Hawaii State			31,233.91	31,233.91
<b>Totals for 02/01/2022</b>							<b>304,921,441.68</b>	<b>245,000,000.00</b>	<b>171,453.98</b>	<b>-59,749,987.70</b>
41802	COMM	16536JB30	CHES DISC NOTE	Purchase	02/02/2022	CHESHAM FINANCE	74,999,854.17			-74,999,854.17
41803	COMM	3137BEVH4	FHLMC REMIC	Purchase	02/02/2022	FHLMC Multi-Family	13,389,250.61			-13,389,250.61
41804	COMM	5148X1B36	LANDES DISC NOTE	Purchase	02/02/2022	LANDES	124,999,756.95			-124,999,756.95
41805	COMM	63873KB30	NATXNY DISC NOTE	Purchase	02/02/2022	Natixis NY Branch	49,999,930.56			-49,999,930.56
41798	COMM	16536JB22	CHES DISC NOTE	Redemption	02/02/2022	CHESHAM FINANCE		75,000,000.00		75,000,000.00
41799	COMM	5148X1B28	LANDES DISC NOTE	Redemption	02/02/2022	LANDES		125,000,000.00		125,000,000.00

**SANTA CLARA COUNTY INVESTMENTS**  
**Transaction Activity Report**  
**Sorted by Transaction Date - Transaction Date**

Investment #	Fund	CUSIP	Inv Descrip	TransactionType	TransactionDate	Issuer	New Principal	Principal Paydowns	Interest	Total Cash
41800	COMM	63873KB22	NATXNY DISC NOTE	Redemption	02/02/2022	Natixis NY Branch		50,000,000.00		50,000,000.00
41627	COMM	63873QRK2	NATXNY BRANCH	Interest	02/02/2022	Natixis NY Branch			13,638.90	13,638.90
37590	COMM	SYS37590	JPM TE 0.44%	Interest	02/02/2022	JP MORGAN US			492.50	492.50
37590	COMM	SYS37590	JPM TE 0.44%	Purchase	02/02/2022	JP MORGAN US	492.50			-492.50
40461	COMM	SYS40461	DGCXX 0.0%	Interest	02/02/2022	Dreyfus Government			4,521.25	4,521.25
40461	COMM	SYS40461	DGCXX 0.0%	Purchase	02/02/2022	Dreyfus Government	4,521.25			-4,521.25
<b>Totals for 02/02/2022</b>							<b>263,393,806.04</b>	<b>250,000,000.00</b>	<b>18,652.65</b>	<b>-13,375,153.39</b>
41806	COMM	16536JB48	CHES DISC NOTE	Purchase	02/03/2022	CHESHAM FINANCE	74,999,854.17			-74,999,854.17
41809	COMM	3136G4W41	FEDERAL NATL MTG	Purchase	02/03/2022	FNMA NOTES	29,147,483.33			-29,147,483.33
41807	COMM	5148X1B44	LANDES DISC NOTE	Purchase	02/03/2022	LANDES	124,999,756.95			-124,999,756.95
41808	COMM	63873KB48	NATXNY DISC NOTE	Purchase	02/03/2022	Natixis NY Branch	49,999,930.56			-49,999,930.56
39573	COMM	166764BN9	CHEVRON CORP	Redemption	02/03/2022	CHEVRON CORP.		8,873,520.58		8,873,520.58
39573	COMM	166764BN9	CHEVRON CORP	Cap G/L	02/03/2022	CHEVRON CORP.		11,479.42		11,479.42
41802	COMM	16536JB30	CHES DISC NOTE	Redemption	02/03/2022	CHESHAM FINANCE		75,000,000.00		75,000,000.00
41804	COMM	5148X1B36	LANDES DISC NOTE	Redemption	02/03/2022	LANDES		125,000,000.00		125,000,000.00
41805	COMM	63873KB30	NATXNY DISC NOTE	Redemption	02/03/2022	Natixis NY Branch		50,000,000.00		50,000,000.00
39573	COMM	166764BN9	CHEVRON CORP	Interest	02/03/2022	CHEVRON CORP.			92,478.04	92,478.04
40546	COMM	3135G05P4	FEDERAL NATL MTG	Interest	02/03/2022	FNMA NOTES			37,500.00	37,500.00
<b>Totals for 02/03/2022</b>							<b>279,147,025.01</b>	<b>258,885,000.00</b>	<b>129,978.04</b>	<b>-20,132,046.97</b>
41810	COMM	16536JB71	CHES DISC NOTE	Purchase	02/04/2022	CHESHAM FINANCE	74,999,562.75			-74,999,562.75
41811	COMM	5148X1B77	LANDES DISC NOTE	Purchase	02/04/2022	LANDES	124,999,271.25			-124,999,271.25
41812	COMM	63873KB71	NATXNY DISC NOTE	Purchase	02/04/2022	Natixis NY Branch	49,999,833.33			-49,999,833.33
41421	COMM	06054PB47	BA DISC NOTE MAT	Redemption	02/04/2022	BANK OF AMERICA		50,000,000.00		50,000,000.00
41787	COMM	04249LB47	ARMEXH DISC NOTE	Redemption	02/04/2022	ARMY & AIR FORCE		25,000,000.00		25,000,000.00
41806	COMM	16536JB48	CHES DISC NOTE	Redemption	02/04/2022	CHESHAM FINANCE		75,000,000.00		75,000,000.00
41807	COMM	5148X1B44	LANDES DISC NOTE	Redemption	02/04/2022	LANDES		125,000,000.00		125,000,000.00
41808	COMM	63873KB48	NATXNY DISC NOTE	Redemption	02/04/2022	Natixis NY Branch		50,000,000.00		50,000,000.00
40543	COMM	3136G4B77	FEDERAL NATL MTG	Interest	02/04/2022	FNMA NOTES			70,000.00	70,000.00
40721	COMM	4581X0DR6	IADB FRN MAT	Interest	02/04/2022	IADB			34,650.00	34,650.00
<b>Totals for 02/04/2022</b>							<b>249,998,667.33</b>	<b>325,000,000.00</b>	<b>104,650.00</b>	<b>75,105,982.67</b>
41813	COMM	16536JB89	CHES DISC NOTE	Purchase	02/07/2022	CHESHAM FINANCE	74,999,854.17			-74,999,854.17
41814	COMM	5148X1B85	LANDES DISC NOTE	Purchase	02/07/2022	LANDES	124,999,756.95			-124,999,756.95
41815	COMM	63873KB89	NATXNY DISC NOTE	Purchase	02/07/2022	Natixis NY Branch	49,999,944.44			-49,999,944.44
41816	COMM	912828YG9	UNITED STATES	Purchase	02/07/2022	U.S. TREASURY	20,009,040.18			-20,009,040.18
41810	COMM	16536JB71	CHES DISC NOTE	Redemption	02/07/2022	CHESHAM FINANCE		75,000,000.00		75,000,000.00
41811	COMM	5148X1B77	LANDES DISC NOTE	Redemption	02/07/2022	LANDES		125,000,000.00		125,000,000.00
41812	COMM	63873KB71	NATXNY DISC NOTE	Redemption	02/07/2022	Natixis NY Branch		50,000,000.00		50,000,000.00
39489	COMM	594918BX1	MICROSOFT CORP,	Interest	02/07/2022	MICROSOFT CORP			93,437.50	93,437.50
40729	COMM	3133EMGG1	FFCB FRN MAT	Interest	02/07/2022	FFCB NOTES			19,798.33	19,798.33

Portfolio SCL2

AP

**SANTA CLARA COUNTY INVESTMENTS**  
**Transaction Activity Report**  
**Sorted by Transaction Date - Transaction Date**

Investment #	Fund	CUSIP	Inv Descrip	TransactionType	TransactionDate	Issuer	New Principal	Principal Paydowns	Interest	Total Cash
<b>Totals for 02/07/2022</b>							<b>270,008,595.74</b>	<b>250,000,000.00</b>	<b>113,235.83</b>	<b>-19,895,359.91</b>
41817	COMM	16536JB97	CHES DISC NOTE	Purchase	02/08/2022	CHESHAM FINANCE	74,999,854.17			-74,999,854.17
41818	COMM	3133ENNB2	FEDERAL FARM CR	Purchase	02/08/2022	FFCB NOTES	3,967,090.78			-3,967,090.78
41819	COMM	5148X1B93	LANDES DISC NOTE	Purchase	02/08/2022	LANDES	124,999,756.95			-124,999,756.95
41820	COMM	63873KB97	NATXNY DISC NOTE	Purchase	02/08/2022	Natixis NY Branch	49,999,930.56			-49,999,930.56
41813	COMM	16536JB89	CHES DISC NOTE	Redemption	02/08/2022	CHESHAM FINANCE		75,000,000.00		75,000,000.00
41814	COMM	5148X1B85	LANDES DISC NOTE	Redemption	02/08/2022	LANDES		125,000,000.00		125,000,000.00
41815	COMM	63873KB89	NATXNY DISC NOTE	Redemption	02/08/2022	Natixis NY Branch		50,000,000.00		50,000,000.00
40005	COMM	594918BQ6	MICROSOFT CORP,	Interest	02/08/2022	MICROSOFT CORP			108,150.00	108,150.00
40926	COMM	037833EB2	AAPL 0.7% MAT	Interest	02/08/2022	APPLE INC			70,000.00	70,000.00
<b>Totals for 02/08/2022</b>							<b>253,966,632.46</b>	<b>250,000,000.00</b>	<b>178,150.00</b>	<b>-3,788,482.46</b>
41821	COMM	16536JBA4	CHES DISC NOTE	Purchase	02/09/2022	CHESHAM FINANCE	74,999,854.17			-74,999,854.17
41822	COMM	5148X1BA0	LANDES DISC NOTE	Purchase	02/09/2022	LANDES	124,999,756.95			-124,999,756.95
41824	COMM	59217GEH8	MET LI 0.9% MAT	Purchase	02/09/2022	MET LIFE GLOBAL	18,974,760.44			-18,974,760.44
41823	COMM	63873KBA4	NATXNY DISC NOTE	Purchase	02/09/2022	Natixis NY Branch	49,999,930.56			-49,999,930.56
41825	COMM	64952WED1	NEW YORK LIFE	Purchase	02/09/2022	NEW YORK LIFE	9,116,093.62			-9,116,093.62
41817	COMM	16536JB97	CHES DISC NOTE	Redemption	02/09/2022	CHESHAM FINANCE		75,000,000.00		75,000,000.00
41819	COMM	5148X1B93	LANDES DISC NOTE	Redemption	02/09/2022	LANDES		125,000,000.00		125,000,000.00
41820	COMM	63873KB97	NATXNY DISC NOTE	Redemption	02/09/2022	Natixis NY Branch		50,000,000.00		50,000,000.00
40934	COMM	3133EMPZ9	FFCB Floater MAT	Interest	02/09/2022	FFCB NOTES			1,601.67	1,601.67
<b>Totals for 02/09/2022</b>							<b>278,090,395.74</b>	<b>250,000,000.00</b>	<b>1,601.67</b>	<b>-28,088,794.07</b>
41826	COMM	16536JBB2	CHES DISC NOTE	Purchase	02/10/2022	CHESHAM FINANCE	74,999,854.17			-74,999,854.17
41827	COMM	5148X1BB8	LANDES DISC NOTE	Purchase	02/10/2022	LANDES	124,999,756.95			-124,999,756.95
41828	COMM	63873KBB2	NATXNY DISC NOTE	Purchase	02/10/2022	Natixis NY Branch	49,999,902.78			-49,999,902.78
41821	COMM	16536JBA4	CHES DISC NOTE	Redemption	02/10/2022	CHESHAM FINANCE		75,000,000.00		75,000,000.00
41822	COMM	5148X1BA0	LANDES DISC NOTE	Redemption	02/10/2022	LANDES		125,000,000.00		125,000,000.00
41823	COMM	63873KBA4	NATXNY DISC NOTE	Redemption	02/10/2022	Natixis NY Branch		50,000,000.00		50,000,000.00
41153	COMM	459058JS3	IBRD 0.65% MAT	Interest	02/10/2022	INTL BANK RECON &			32,500.00	32,500.00
41209	COMM	14687TAC1	CRVNA 0.49% MAT	Interest	02/10/2022	Carvana Auto			6,125.00	6,125.00
41209	COMM	14687TAC1	CRVNA 0.49% MAT	Redemption	02/10/2022	Carvana Auto		316,740.34		316,740.34
41406	COMM	14687JAD1	CRVNA 0.38% MAT	Interest	02/10/2022	Carvana Auto			3,166.67	3,166.67
41406	COMM	14687JAD1	CRVNA 0.38% MAT	Redemption	02/10/2022	Carvana Auto		14,271.36		14,271.36
<b>Totals for 02/10/2022</b>							<b>249,999,513.90</b>	<b>250,331,011.70</b>	<b>41,791.67</b>	<b>373,289.47</b>
41829	COMM	16536JBE6	CHES DISC NOTE	Purchase	02/11/2022	CHESHAM FINANCE	74,999,562.50			-74,999,562.50
41830	COMM	5148X1BE2	LANDES DISC NOTE	Purchase	02/11/2022	LANDES	124,999,270.83			-124,999,270.83
41831	COMM	63873KBE6	NATXNY DISC NOTE	Purchase	02/11/2022	Natixis NY Branch	49,999,791.67			-49,999,791.67
41611	COMM	82124MBS5	SHEF DISC NOTE	Redemption	02/11/2022	SHEFFIELD		18,350,000.00		18,350,000.00
41826	COMM	16536JBB2	CHES DISC NOTE	Redemption	02/11/2022	CHESHAM FINANCE		75,000,000.00		75,000,000.00

**SANTA CLARA COUNTY INVESTMENTS**  
**Transaction Activity Report**  
 Sorted by Transaction Date - Transaction Date

Investment #	Fund	CUSIP	Inv Descrip	TransactionType	TransactionDate	Issuer	New Principal	Principal Paydowns	Interest	Total Cash
41827	COMM	5148X1BB8	LANDES DISC NOTE	Redemption	02/11/2022	LANDES		125,000,000.00		125,000,000.00
41828	COMM	63873KBB2	NATXNY DISC NOTE	Redemption	02/11/2022	Natixis NY Branch		50,000,000.00		50,000,000.00
39496	COMM	084670BJ6	BERKSHIRE	Interest	02/11/2022	BERKSHIRE			157,500.00	157,500.00
40547	COMM	31422BM64	FAMCA 0.2% MAT	Interest	02/11/2022	FARMER MAC			11,486.11	11,486.11
41097	COMM	166756AJ5	CVX 0.426% MAT	Interest	02/11/2022	CHEVRON CORP.			29,394.00	29,394.00
<b>Totals for 02/11/2022</b>							<b>249,998,625.00</b>	<b>268,350,000.00</b>	<b>198,380.11</b>	<b>18,549,755.11</b>
41832	COMM	16536JBF3	CHES DISC NOTE	Purchase	02/14/2022	CHESHAM FINANCE	74,999,854.17			-74,999,854.17
41833	COMM	5148X1BF9	LANDES DISC NOTE	Purchase	02/14/2022	LANDES	124,999,756.95			-124,999,756.95
41834	COMM	63873KBF3	NATXNY DISC NOTE	Purchase	02/14/2022	Natixis NY Branch	49,999,930.56			-49,999,930.56
41829	COMM	16536JBE6	CHES DISC NOTE	Redemption	02/14/2022	CHESHAM FINANCE		75,000,000.00		75,000,000.00
41830	COMM	5148X1BE2	LANDES DISC NOTE	Redemption	02/14/2022	LANDES		125,000,000.00		125,000,000.00
41831	COMM	63873KBE6	NATXNY DISC NOTE	Redemption	02/14/2022	Natixis NY Branch		50,000,000.00		50,000,000.00
40326	COMM	89236TGT6	TOYOTA MOTOR	Interest	02/14/2022	TOYOTA MOTOR			270,000.00	270,000.00
40331	COMM	3137EAEPO	FEDERAL HOME LN	Interest	02/14/2022	FHLMC NOTES			187,500.00	187,500.00
40548	COMM	166756AE6	CVX 0.687% MAT	Interest	02/14/2022	CHEVRON CORP.			51,525.00	51,525.00
<b>Totals for 02/14/2022</b>							<b>249,999,541.68</b>	<b>250,000,000.00</b>	<b>509,025.00</b>	<b>509,483.32</b>
41835	COMM	16536JBG1	CHES DISC NOTE	Purchase	02/15/2022	CHESHAM FINANCE	74,999,854.17			-74,999,854.17
41836	COMM	5148X1BG7	LANDES DISC NOTE	Purchase	02/15/2022	LANDES	124,999,756.95			-124,999,756.95
41837	COMM	63873KBG1	NATXNY DISC NOTE	Purchase	02/15/2022	Natixis NY Branch	49,999,930.56			-49,999,930.56
41711	COMM	912796R84	UNITED STATES	Redemption	02/15/2022	U.S. TREASURY		60,000,000.00		60,000,000.00
41832	COMM	16536JBF3	CHES DISC NOTE	Redemption	02/15/2022	CHESHAM FINANCE		75,000,000.00		75,000,000.00
41833	COMM	5148X1BF9	LANDES DISC NOTE	Redemption	02/15/2022	LANDES		125,000,000.00		125,000,000.00
41834	COMM	63873KBF3	NATXNY DISC NOTE	Redemption	02/15/2022	Natixis NY Branch		50,000,000.00		50,000,000.00
41602	COMM	912828P46	UNITED STATES	Interest	02/15/2022	U.S. TREASURY			325,000.00	325,000.00
41602	COMM	912828P46	UNITED STATES	Accr Int	02/15/2022	U.S. TREASURY		181,929.35	-181,929.35	0.00
41623	COMM	912828P46	UNITED STATES	Interest	02/15/2022	U.S. TREASURY			203,125.00	203,125.00
41623	COMM	912828P46	UNITED STATES	Accr Int	02/15/2022	U.S. TREASURY		120,329.48	-120,329.48	0.00
41660	COMM	91282CBM2	UNITED STATES	Interest	02/15/2022	U.S. TREASURY			25,000.00	25,000.00
41660	COMM	91282CBM2	UNITED STATES	Accr Int	02/15/2022	U.S. TREASURY		16,304.35	-16,304.35	0.00
41682	COMM	91282CBM2	UNITED STATES	Interest	02/15/2022	U.S. TREASURY			25,000.00	25,000.00
41682	COMM	91282CBM2	UNITED STATES	Accr Int	02/15/2022	U.S. TREASURY		16,847.83	-16,847.83	0.00
38958	COMM	89231PAD0	TAOT 3.18% MAT	Interest	02/15/2022	TOYOTA AUTO REC			2,527.36	2,527.36
38958	COMM	89231PAD0	TAOT 3.18% MAT	Redemption	02/15/2022	TOYOTA AUTO REC		399,926.73		399,926.73
39013	COMM	43815AAC6	HAROT 3.16% MAT	Interest	02/15/2022	HONDA AUTO			3,332.60	3,332.60
39013	COMM	43815AAC6	HAROT 3.16% MAT	Redemption	02/15/2022	HONDA AUTO		733,418.79		733,418.79
39578	COMM	65479HAC1	NAROT 2.5% MAT	Interest	02/15/2022	Nissan Auto Receivab			14,755.60	14,755.60
39578	COMM	65479HAC1	NAROT 2.5% MAT	Redemption	02/15/2022	Nissan Auto Receivab		879,594.04		879,594.04
39586	COMM	14042WAC4	COPAR 2.51% MAT	Interest	02/15/2022	Capital One Prime Au			5,309.74	5,309.74
39586	COMM	14042WAC4	COPAR 2.51% MAT	Redemption	02/15/2022	Capital One Prime Au		382,414.64		382,414.64

**SANTA CLARA COUNTY INVESTMENTS**  
**Transaction Activity Report**  
**Sorted by Transaction Date - Transaction Date**

Investment #	Fund	CUSIP	Inv Descrip	TransactionType	TransactionDate	Issuer	New Principal	Principal Paydowns	Interest	Total Cash
39706	COMM	477870AC3	JDOT 2.21% MAT	Interest	02/15/2022	JOHN DEERE			6,134.41	6,134.41
39706	COMM	477870AC3	JDOT 2.21% MAT	Redemption	02/15/2022	JOHN DEERE		640,557.53		640,557.53
39777	COMM	43815NAC8	HAROT 1.78% MAT	Interest	02/15/2022	HONDA AUTO			5,002.09	5,002.09
39777	COMM	43815NAC8	HAROT 1.78% MAT	Redemption	02/15/2022	HONDA AUTO		408,724.31		408,724.31
39811	COMM	14041NFU0	COMET 1.72% MAT	Interest	02/15/2022	Capital One Multi Ex			50,166.66	50,166.66
39811	COMM	14041NFU0	COMET 1.72% MAT	Redemption	02/15/2022	Capital One Multi Ex		1,272,972.55		1,272,972.55
39883	COMM	58769TAD7	MBART 1.93% MAT	Interest	02/15/2022	MERCEDES -BENZ			19,529.42	19,529.42
39883	COMM	58769TAD7	MBART 1.93% MAT	Redemption	02/15/2022	MERCEDES -BENZ		1,439,280.20		1,439,280.20
40017	COMM	44891JAC2	HART 1.94% MAT	Interest	02/15/2022	HYUNDAI AUTO			8,909.65	8,909.65
40017	COMM	44891JAC2	HART 1.94% MAT	Redemption	02/15/2022	HYUNDAI AUTO		657,237.46		657,237.46
40038	COMM	89233MAD5	TAOT 1.92% MAT	Interest	02/15/2022	TOYOTA AUTO REC			19,137.36	19,137.36
40038	COMM	89233MAD5	TAOT 1.92% MAT	Redemption	02/15/2022	TOYOTA AUTO REC		1,143,632.22		1,143,632.22
40062	COMM	58769QAC5	MBALT 2.% MAT	Interest	02/15/2022	MERCEDES-BENZ			2,448.77	2,448.77
40062	COMM	58769QAC5	MBALT 2.% MAT	Redemption	02/15/2022	MERCEDES-BENZ		945,848.51		945,848.51
40134	COMM	02007TAC9	ALLY 1.84% MAT	Interest	02/15/2022	ALLY Auto			9,588.93	9,588.93
40134	COMM	02007TAC9	ALLY 1.84% MAT	Redemption	02/15/2022	ALLY Auto		600,867.10		600,867.10
40294	COMM	41284UAD6	HDMOT 1.87% MAT	Interest	02/15/2022	Harley-Davidson Moto			8,765.50	8,765.50
40294	COMM	41284UAD6	HDMOT 1.87% MAT	Redemption	02/15/2022	Harley-Davidson Moto		497,646.90		497,646.90
40336	COMM	161571HP2	CHAIT 1.53% MAT	Interest	02/15/2022	CHASE ISSUANCE			34,425.00	34,425.00
40336	COMM	161571HP2	CHAIT 1.53% MAT	Redemption	02/15/2022	CHASE ISSUANCE		840,655.81		840,655.81
40340	COMM	14043MAC5	COPAR 1.6% MAT	Interest	02/15/2022	Capital One Prime Au			25,856.80	25,856.80
40340	COMM	14043MAC5	COPAR 1.6% MAT	Redemption	02/15/2022	Capital One Prime Au		1,379,806.30		1,379,806.30
40392	COMM	58770FAC6	MBALT 1.84% MAT	Interest	02/15/2022	MERCEDES-BENZ			15,624.03	15,624.03
40392	COMM	58770FAC6	MBALT 1.84% MAT	Redemption	02/15/2022	MERCEDES-BENZ		2,956,000.39		2,956,000.39
40410	COMM	58770FAC6	MBALT 1.84% MAT	Interest	02/15/2022	MERCEDES-BENZ			3,124.81	3,124.81
40410	COMM	58770FAC6	MBALT 1.84% MAT	Redemption	02/15/2022	MERCEDES-BENZ		591,200.07		591,200.07
40515	COMM	58769VAC4	MBART 0.55% MAT	Interest	02/15/2022	MERCEDES -BENZ			2,138.31	2,138.31
40515	COMM	58769VAC4	MBART 0.55% MAT	Redemption	02/15/2022	MERCEDES -BENZ		329,954.25		329,954.25
40533	COMM	47787NAC3	JDOT 0.51% MAT	Interest	02/15/2022	JOHN DEERE			1,911.06	1,911.06
40533	COMM	47787NAC3	JDOT 0.51% MAT	Redemption	02/15/2022	JOHN DEERE		461,058.23		461,058.23
40608	COMM	58769EAB4	MBALT 0.31% MAT	Interest	02/15/2022	MERCEDES-BENZ			232.21	232.21
40608	COMM	58769EAB4	MBALT 0.31% MAT	Redemption	02/15/2022	MERCEDES-BENZ		380,439.09		380,439.09
40930	COMM	89240BAC2	TOYOTA AUTO	Interest	02/15/2022	TOYOTA AUTO REC			3,358.34	3,358.34
40930	COMM	89240BAC2	TOYOTA AUTO	Redemption	02/15/2022	TOYOTA AUTO REC		416,353.92		416,353.92
40937	COMM	98164EAC9	WOART 0.3% MAT	Interest	02/15/2022	World Omni Auto Rec'			3,500.00	3,500.00
40937	COMM	98164EAC9	WOART 0.3% MAT	Redemption	02/15/2022	World Omni Auto Rec'		317,661.41		317,661.41
40950	COMM	41284NAB6	HDMOT 0.22% MAT	Interest	02/15/2022	Harley-Davidson Moto			313.87	313.87
40950	COMM	41284NAB6	HDMOT 0.22% MAT	Redemption	02/15/2022	Harley-Davidson Moto		354,954.93		354,954.93
40958	COMM	34532NAC9	FM 0.3% MAT	Interest	02/15/2022	FORD MOTOR			5,000.00	5,000.00
40958	COMM	34532NAC9	FM 0.3% MAT	Redemption	02/15/2022	FORD MOTOR		502,147.74		502,147.74

**SANTA CLARA COUNTY INVESTMENTS**  
**Transaction Activity Report**  
 Sorted by Transaction Date - Transaction Date

Investment #	Fund	CUSIP	Inv Descrip	TransactionType	TransactionDate	Issuer	New Principal	Principal Paydowns	Interest	Total Cash
40991	COMM	47788UAC6	JDOT 0.36% MAT	Interest	02/15/2022	JOHN DEERE			2,325.00	2,325.00
40991	COMM	47788UAC6	JDOT 0.36% MAT	Redemption	02/15/2022	JOHN DEERE		188,996.04		188,996.04
41111	COMM	44933LAC7	HART 0.38% MAT	Interest	02/15/2022	HYUNDAI AUTO			3,008.34	3,008.34
41111	COMM	44933LAC7	HART 0.38% MAT	Redemption	02/15/2022	HYUNDAI AUTO		230,038.03		230,038.03
41182	COMM	89190GAC1	TAOT 0.26% MAT	Interest	02/15/2022	TOYOTA AUTO REC			6,500.01	6,500.01
41182	COMM	89190GAC1	TAOT 0.26% MAT	Redemption	02/15/2022	TOYOTA AUTO REC		674,493.15		674,493.15
41187	COMM	44891VAC5	HALST 0.33% MAT	Interest	02/15/2022	Hyundai Auto Lease S			6,187.50	6,187.50
41187	COMM	44891VAC5	HALST 0.33% MAT	Redemption	02/15/2022	Hyundai Auto Lease S		776,116.07		776,116.07
41206	COMM	65480BAC1	NAROT 0.33% MAT	Interest	02/15/2022	Nissan Auto Receivab			11,000.00	11,000.00
41206	COMM	65480BAC1	NAROT 0.33% MAT	Redemption	02/15/2022	Nissan Auto Receivab		936,048.36		936,048.36
41220	COMM	58769KAD6	MBALT 0.4% MAT	Interest	02/15/2022	MERCEDES-BENZ			4,916.66	4,916.66
41220	COMM	58769KAD6	MBALT 0.4% MAT	Redemption	02/15/2022	MERCEDES-BENZ		450,640.97		450,640.97
41240	COMM	47789QAC4	JDOT 0.52% MAT	Interest	02/15/2022	JOHN DEERE			3,466.66	3,466.66
41240	COMM	47789QAC4	JDOT 0.52% MAT	Redemption	02/15/2022	JOHN DEERE		163,043.55		163,043.55
41242	COMM	14041NFW6	COMET 0.55% MAT	Interest	02/15/2022	Capital One Multi Ex			10,770.83	10,770.83
41242	COMM	14041NFW6	COMET 0.55% MAT	Redemption	02/15/2022	Capital One Multi Ex		453,101.30		453,101.30
41387	COMM	44933MAC5	HALST 0.38% MAT	Interest	02/15/2022	Hyundai Auto Lease S			7,995.84	7,995.84
41387	COMM	44933MAC5	HALST 0.38% MAT	Redemption	02/15/2022	Hyundai Auto Lease S		781,712.35		781,712.35
41389	COMM	58772WAC7	MBART 0.46% MAT	Interest	02/15/2022	MERCEDES -BENZ			7,762.49	7,762.49
41389	COMM	58772WAC7	MBART 0.46% MAT	Redemption	02/15/2022	MERCEDES -BENZ		394,865.08		394,865.08
41392	COMM	98163HAB5	WOART 0.29% MAT	Interest	02/15/2022	World Omni Auto Rec'			1,760.97	1,760.97
41392	COMM	98163HAB5	WOART 0.29% MAT	Redemption	02/15/2022	World Omni Auto Rec'		842,062.14		842,062.14
41397	COMM	345329AC0	FM 0.37% MAT	Interest	02/15/2022	FORD MOTOR			6,474.99	6,474.99
41397	COMM	345329AC0	FM 0.37% MAT	Redemption	02/15/2022	FORD MOTOR		650,166.14		650,166.14
41402	COMM	254683CP8	DCENT 0.58% MAT	Interest	02/15/2022	Discover Card Execut			9,666.66	9,666.66
41402	COMM	254683CP8	DCENT 0.58% MAT	Redemption	02/15/2022	Discover Card Execut		368,787.17		368,787.17
41476	COMM	14044CAC6	COPAR 0.77% MAT	Interest	02/15/2022	Capital One Prime Au			8,983.32	8,983.32
41476	COMM	14044CAC6	COPAR 0.77% MAT	Redemption	02/15/2022	Capital One Prime Au		254,813.99		254,813.99
41521	COMM	89238JAC9	TAOT 0.71% MAT	Interest	02/15/2022	TOYOTA AUTO REC			6,804.17	6,804.17
41521	COMM	89238JAC9	TAOT 0.71% MAT	Redemption	02/15/2022	TOYOTA AUTO REC		227,821.55		227,821.55
41529	COMM	02582JRR2	AMXCA 0.9% MAT	Interest	02/15/2022	American Express			24,375.00	24,375.00
41529	COMM	02582JRR2	AMXCA 0.9% MAT	Redemption	02/15/2022	American Express		554,894.29		554,894.29
41612	COMM	14041NFY2	CAPITAL ONE MULTI	Interest	02/15/2022	Capital One Multi Ex			31,200.01	31,200.01
41612	COMM	14041NFY2	CAPITAL ONE MULTI	Redemption	02/15/2022	Capital One Multi Ex		612,633.70		612,633.70
41718	COMM	89190GAB3	TAOT 0.14% MAT	Interest	02/15/2022	TOYOTA AUTO REC			356.51	356.51
41718	COMM	89190GAB3	TAOT 0.14% MAT	Redemption	02/15/2022	TOYOTA AUTO REC		311,699.14		311,699.14
41766	COMM	44891WAC3	HALST 1.16% MAT	Interest	02/15/2022	Hyundai Auto Lease S			11,100.56	11,100.56
41766	COMM	44891WAC3	HALST 1.16% MAT	Redemption	02/15/2022	Hyundai Auto Lease S		364,008.33		364,008.33
41776	COMM	345286AC2	FORDO 1.29% MAT	Interest	02/15/2022	FORD CREDIT AUTO			9,030.00	9,030.00
41776	COMM	345286AC2	FORDO 1.29% MAT	Redemption	02/15/2022	FORD CREDIT AUTO		222,086.70		222,086.70



**SANTA CLARA COUNTY INVESTMENTS**  
**Transaction Activity Report**  
 Sorted by Transaction Date - Transaction Date

Investment #	Fund	CUSIP	Inv Descrip	TransactionType	TransactionDate	Issuer	New Principal	Principal Paydowns	Interest	Total Cash
41797	COMM	89239KAC5	TAOT 1.23% MAT	Interest	02/15/2022	TOYOTA AUTO REC			6,662.50	6,662.50
41797	COMM	89239KAC5	TAOT 1.23% MAT	Redemption	02/15/2022	TOYOTA AUTO REC		240,894.35		240,894.35
<b>Totals for 02/15/2022</b>							<b>249,999,541.68</b>	<b>338,566,686.53</b>	<b>674,154.53</b>	<b>89,241,299.38</b>
41838	COMM	16536JBH9	CHES DISC NOTE	Purchase	02/16/2022	CHESHAM FINANCE	74,999,854.17			-74,999,854.17
41839	COMM	5148X1BH5	LANDES DISC NOTE	Purchase	02/16/2022	LANDES	124,999,756.95			-124,999,756.95
41840	COMM	63873KBH9	NATXNY DISC NOTE	Purchase	02/16/2022	Natixis NY Branch	49,999,930.56			-49,999,930.56
41835	COMM	16536JBG1	CHES DISC NOTE	Redemption	02/16/2022	CHESHAM FINANCE		75,000,000.00		75,000,000.00
41836	COMM	5148X1BG7	LANDES DISC NOTE	Redemption	02/16/2022	LANDES		125,000,000.00		125,000,000.00
41837	COMM	63873KBG1	NATXNY DISC NOTE	Redemption	02/16/2022	Natixis NY Branch		50,000,000.00		50,000,000.00
39747	COMM	30231GBB7	EXXON MOBIL	Interest	02/16/2022	EXXON MOBIL			47,550.00	47,550.00
<b>Totals for 02/16/2022</b>							<b>249,999,541.68</b>	<b>250,000,000.00</b>	<b>47,550.00</b>	<b>48,008.32</b>
41841	COMM	16536JB5	CHES DISC NOTE	Purchase	02/17/2022	CHESHAM FINANCE	74,999,854.17			-74,999,854.17
41842	COMM	3133ENNY2	FEDERAL FARM CR	Purchase	02/17/2022	FFCB NOTES	29,932,500.00			-29,932,500.00
41843	COMM	5148X1BJ1	LANDES DISC NOTE	Purchase	02/17/2022	LANDES	124,999,756.95			-124,999,756.95
41844	COMM	63873KB5	NATXNY DISC NOTE	Purchase	02/17/2022	Natixis NY Branch	49,999,930.56			-49,999,930.56
41838	COMM	16536JBH9	CHES DISC NOTE	Redemption	02/17/2022	CHESHAM FINANCE		75,000,000.00		75,000,000.00
41839	COMM	5148X1BH5	LANDES DISC NOTE	Redemption	02/17/2022	LANDES		125,000,000.00		125,000,000.00
41840	COMM	63873KBH9	NATXNY DISC NOTE	Redemption	02/17/2022	Natixis NY Branch		50,000,000.00		50,000,000.00
40597	COMM	3130AJ7E3	FHLB 1.375% MAT	Interest	02/17/2022	FHLB NOTES			137,500.00	137,500.00
<b>Totals for 02/17/2022</b>							<b>279,932,041.68</b>	<b>250,000,000.00</b>	<b>137,500.00</b>	<b>-29,794,541.68</b>
41845	COMM	16536JBN6	CHES DISC NOTE	Purchase	02/18/2022	CHESHAM FINANCE	74,999,416.67			-74,999,416.67
41846	COMM	5148X1BN2	LANDES DISC NOTE	Purchase	02/18/2022	LANDES	124,999,027.78			-124,999,027.78
41847	COMM	63873KBN6	NATXNY DISC NOTE	Purchase	02/18/2022	Natixis NY Branch	49,999,722.22			-49,999,722.22
41841	COMM	16536JB5	CHES DISC NOTE	Redemption	02/18/2022	CHESHAM FINANCE		75,000,000.00		75,000,000.00
41843	COMM	5148X1BJ1	LANDES DISC NOTE	Redemption	02/18/2022	LANDES		125,000,000.00		125,000,000.00
41844	COMM	63873KB5	NATXNY DISC NOTE	Redemption	02/18/2022	Natixis NY Branch		50,000,000.00		50,000,000.00
39269	COMM	43814WAC9	HAROT 2.83% MAT	Interest	02/18/2022	HONDA AUTO			6,128.88	6,128.88
39269	COMM	43814WAC9	HAROT 2.83% MAT	Redemption	02/18/2022	HONDA AUTO		560,976.75		560,976.75
41321	COMM	43815EAC8	HAROT 0.41% MAT	Interest	02/18/2022	HONDA AUTO			6,150.01	6,150.01
41321	COMM	43815EAC8	HAROT 0.41% MAT	Redemption	02/18/2022	HONDA AUTO		406,007.62		406,007.62
<b>Totals for 02/18/2022</b>							<b>249,998,166.67</b>	<b>250,966,984.37</b>	<b>12,278.89</b>	<b>981,096.59</b>
41848	COMM	16536JBP1	CHES DISC NOTE	Purchase	02/22/2022	CHESHAM FINANCE	74,999,854.17			-74,999,854.17
41849	COMM	5148X1BP7	LANDES DISC NOTE	Purchase	02/22/2022	LANDES	124,999,756.95			-124,999,756.95
41850	COMM	63873KBP1	NATXNY DISC NOTE	Purchase	02/22/2022	Natixis NY Branch	49,999,930.56			-49,999,930.56
41845	COMM	16536JBN6	CHES DISC NOTE	Redemption	02/22/2022	CHESHAM FINANCE		75,000,000.00		75,000,000.00
41846	COMM	5148X1BN2	LANDES DISC NOTE	Redemption	02/22/2022	LANDES		125,000,000.00		125,000,000.00
41847	COMM	63873KBN6	NATXNY DISC NOTE	Redemption	02/22/2022	Natixis NY Branch		50,000,000.00		50,000,000.00
40136	COMM	3133ELAE4	FEDERAL FARM CR	Interest	02/22/2022	FFCB NOTES			162,500.00	162,500.00

**SANTA CLARA COUNTY INVESTMENTS**  
**Transaction Activity Report**  
**Sorted by Transaction Date - Transaction Date**

Investment #	Fund	CUSIP	Inv Descrip	TransactionType	TransactionDate	Issuer	New Principal	Principal Paydowns	Interest	Total Cash
40550	COMM	3136G4H63	FEDERAL NATL MTG	Interest	02/22/2022	FNMA NOTES			31,625.00	31,625.00
40551	COMM	3136G4H63	FEDERAL NATL MTG	Interest	02/22/2022	FNMA NOTES			27,500.00	27,500.00
40552	COMM	3136G4H63	FEDERAL NATL MTG	Interest	02/22/2022	FNMA NOTES			41,250.00	41,250.00
40553	COMM	037833DX5	AAPL 0.55% MAT	Interest	02/22/2022	APPLE INC			82,500.00	82,500.00
41652	COMM	3130ANMHO	FEDERAL HOME	Interest	02/22/2022	FHLB NOTES			137,500.00	137,500.00
41652	COMM	3130ANMHO	FEDERAL HOME	Accr Int	02/22/2022	FHLB NOTES	86,319.44		-86,319.44	0.00
41697	COMM	3133ENJB7	FFCB FLT MAT	Interest	02/22/2022	FFCB NOTES			8,462.50	8,462.50
39582	COMM	43815MAC0	HAROT 2.52% MAT	Interest	02/22/2022	HONDA AUTO			11,080.67	11,080.67
39582	COMM	43815MAC0	HAROT 2.52% MAT	Redemption	02/22/2022	HONDA AUTO		783,325.98		783,325.98
39612	COMM	92349GAA9	VERIZON OWNER	Interest	02/22/2022	VERIZON OWNER			26,559.93	26,559.93
39612	COMM	92349GAA9	VERIZON OWNER	Redemption	02/22/2022	VERIZON OWNER	2,148,014.47			2,148,014.47
39913	COMM	92867XAD8	VWALT 1.99% MAT	Interest	02/22/2022	Volkswagen Auto			3,201.79	3,201.79
39913	COMM	92867XAD8	VWALT 1.99% MAT	Redemption	02/22/2022	Volkswagen Auto	1,089,793.64			1,089,793.64
39920	COMM	92348AAA3	VZOT 1.94% MAT	Interest	02/22/2022	VERIZON OWNER			26,610.19	26,610.19
39920	COMM	92348AAA3	VZOT 1.94% MAT	Redemption	02/22/2022	VERIZON OWNER	1,846,346.59			1,846,346.59
40341	COMM	36259KAD9	GMALT 1.67% MAT	Interest	02/22/2022	GM Fin'cl Auto Leasi			2,103.90	2,103.90
40341	COMM	36259KAD9	GMALT 1.67% MAT	Redemption	02/22/2022	GM Fin'cl Auto Leasi		537,337.22		537,337.22
40346	COMM	43813RAC1	HAROT 1.61% MAT	Interest	02/22/2022	HONDA AUTO			17,835.58	17,835.58
40346	COMM	43813RAC1	HAROT 1.61% MAT	Redemption	02/22/2022	HONDA AUTO	1,039,238.51			1,039,238.51
40512	COMM	36259PAD8	GMALT 0.8% MAT	Interest	02/22/2022	GM Fin'cl Auto Leasi			900.23	900.23
40512	COMM	36259PAD8	GMALT 0.8% MAT	Redemption	02/22/2022	GM Fin'cl Auto Leasi	124,972.74			124,972.74
40549	COMM	92290BAA9	VERIZON OWNER	Interest	02/22/2022	VERIZON OWNER			11,456.26	11,456.26
40549	COMM	92290BAA9	VERIZON OWNER	Redemption	02/22/2022	VERIZON OWNER	871,635.33			871,635.33
40623	COMM	362569AC9	GMALT 0.45% MAT	Interest	02/22/2022	GM Fin'cl Auto Leasi			3,187.50	3,187.50
40623	COMM	362569AC9	GMALT 0.45% MAT	Redemption	02/22/2022	GM Fin'cl Auto Leasi	794,890.55			794,890.55
40712	COMM	92348CAA9	VZOT 0.41% MAT	Interest	02/22/2022	VERIZON OWNER			7,004.17	7,004.17
40712	COMM	92348CAA9	VZOT 0.41% MAT	Redemption	02/22/2022	VERIZON OWNER	559,680.51			559,680.51
40801	COMM	92868VAC3	VWALT 0.39% MAT	Interest	02/22/2022	Volkswagen Auto			2,437.50	2,437.50
40801	COMM	92868VAC3	VWALT 0.39% MAT	Redemption	02/22/2022	Volkswagen Auto	317,027.19			317,027.19
40964	COMM	36261RAC2	GMALT 0.26% MAT	Interest	02/22/2022	GM Fin'cl Auto Leasi			1,787.51	1,787.51
40964	COMM	36261RAC2	GMALT 0.26% MAT	Redemption	02/22/2022	GM Fin'cl Auto Leasi	345,126.16			345,126.16
40965	COMM	43813GAC5	HAROT 0.27% MAT	Interest	02/22/2022	HONDA AUTO			2,643.75	2,643.75
40965	COMM	43813GAC5	HAROT 0.27% MAT	Redemption	02/22/2022	HONDA AUTO	323,145.93			323,145.93
41089	COMM	89238EAC0	TLOT 0.39% MAT	Interest	02/22/2022	Toyota Lease Owner			4,225.00	4,225.00
41089	COMM	89238EAC0	TLOT 0.39% MAT	Redemption	02/22/2022	Toyota Lease Owner	483,285.73			483,285.73
41207	COMM	80286DAC2	SRT 0.51% MAT	Interest	02/22/2022	Santander Retail Aut			6,566.25	6,566.25
41207	COMM	80286DAC2	SRT 0.51% MAT	Redemption	02/22/2022	Santander Retail Aut	515,239.45			515,239.45
41391	COMM	80286CAC4	SRT 0.5% MAT	Interest	02/22/2022	Santander Retail Aut			3,125.00	3,125.00
41391	COMM	80286CAC4	SRT 0.5% MAT	Redemption	02/22/2022	Santander Retail Aut	201,956.42			201,956.42
41554	COMM	43815GAC3	HAROT 0.88% MAT	Interest	02/22/2022	HONDA AUTO			10,266.66	10,266.66

**SANTA CLARA COUNTY INVESTMENTS**  
**Transaction Activity Report**  
 Sorted by Transaction Date - Transaction Date

Investment #	Fund	CUSIP	Inv Descrip	TransactionType	TransactionDate	Issuer	New Principal	Principal Paydowns	Interest	Total Cash
41554	COMM	43815GAC3	HAROT 0.88% MAT	Redemption	02/22/2022	HONDA AUTO		293,484.08		293,484.08
41717	COMM	43815MAD8	HAROT 2.54% MAT	Interest	02/22/2022	HONDA AUTO			7,450.67	7,450.67
41717	COMM	43815MAD8	HAROT 2.54% MAT	Redemption	02/22/2022	HONDA AUTO		108,400.05		108,400.05
41780	COMM	92348KAL7	VZMT 1.04% MAT	Interest	02/22/2022	VERIZON MASTER			15,166.66	15,166.66
41780	COMM	92348KAL7	VZMT 1.04% MAT	Redemption	02/22/2022	VERIZON MASTER		344,567.99		344,567.99
<b>Totals for 02/22/2022</b>							<b>249,999,541.68</b>	<b>262,813,787.98</b>	<b>568,627.28</b>	<b>13,382,873.58</b>
41851	COMM	16536JBQ9	CHES DISC NOTE	Purchase	02/23/2022	CHESHAM FINANCE	74,999,854.17			-74,999,854.17
41854	COMM	3138LDLP6	FNMA 2.75% MAT	Purchase	02/23/2022	FNMA Multi-Family	11,173,131.68			-11,173,131.68
41855	COMM	43815BAC4	HAROT 1.88% MAT	Purchase	02/23/2022	HONDA AUTO	22,996,540.80			-22,996,540.80
41852	COMM	5148X1BQ5	LANDES DISC NOTE	Purchase	02/23/2022	LANDES	124,999,756.95			-124,999,756.95
41856	COMM	65479QAC1	NAROT 1.86% MAT	Purchase	02/23/2022	Nissan Auto Receivab	17,296,607.47			-17,296,607.47
41853	COMM	63873KBQ9	NATXNY DISC NOTE	Purchase	02/23/2022	Natixis NY Branch	49,999,930.56			-49,999,930.56
41848	COMM	16536JBP1	CHES DISC NOTE	Redemption	02/23/2022	CHESHAM FINANCE		75,000,000.00		75,000,000.00
41849	COMM	5148X1BP7	LANDES DISC NOTE	Redemption	02/23/2022	LANDES		125,000,000.00		125,000,000.00
41850	COMM	63873KBP1	NATXNY DISC NOTE	Redemption	02/23/2022	Natixis NY Branch		50,000,000.00		50,000,000.00
<b>Totals for 02/23/2022</b>							<b>301,465,821.63</b>	<b>250,000,000.00</b>		<b>-51,465,821.63</b>
41857	COMM	16536JBR7	CHES DISC NOTE	Purchase	02/24/2022	CHESHAM FINANCE	74,999,854.17			-74,999,854.17
41860	COMM	3133ENPX2	FEDERAL FARM CR	Purchase	02/24/2022	FFCB NOTES	19,950,000.00			-19,950,000.00
41858	COMM	5148X1BR3	LANDES DISC NOTE	Purchase	02/24/2022	LANDES	124,999,756.95			-124,999,756.95
41859	COMM	63873KBR7	NATXNY DISC NOTE	Purchase	02/24/2022	Natixis NY Branch	49,999,930.56			-49,999,930.56
37817	COMM	3134GBPM8	FEDERAL HOME LN	Redemption	02/24/2022	FHLMC NOTES		15,000,000.00		15,000,000.00
41851	COMM	16536JBQ9	CHES DISC NOTE	Redemption	02/24/2022	CHESHAM FINANCE		75,000,000.00		75,000,000.00
41852	COMM	5148X1BQ5	LANDES DISC NOTE	Redemption	02/24/2022	LANDES		125,000,000.00		125,000,000.00
41853	COMM	63873KBQ9	NATXNY DISC NOTE	Redemption	02/24/2022	Natixis NY Branch		50,000,000.00		50,000,000.00
37817	COMM	3134GBPM8	FEDERAL HOME LN	Interest	02/24/2022	FHLMC NOTES			150,000.00	150,000.00
40554	COMM	3137EAEV7	FEDERAL HOME LN	Interest	02/24/2022	FHLMC NOTES			18,750.00	18,750.00
40620	COMM	3137EAEV7	FEDERAL HOME LN	Interest	02/24/2022	FHLMC NOTES			31,250.00	31,250.00
40815	COMM	3137EAEV7	FEDERAL HOME LN	Interest	02/24/2022	FHLMC NOTES			25,000.00	25,000.00
41057	COMM	3130ALCV4	FEDERAL HOME	Interest	02/24/2022	FHLB NOTES			56,250.00	56,250.00
<b>Totals for 02/24/2022</b>							<b>269,949,541.68</b>	<b>265,000,000.00</b>	<b>281,250.00</b>	<b>-4,668,291.68</b>
41861	COMM	16536JBU0	CHES DISC NOTE	Purchase	02/25/2022	CHESHAM FINANCE	74,999,562.50			-74,999,562.50
41862	COMM	5148X1BU6	LANDES DISC NOTE	Purchase	02/25/2022	LANDES	124,999,270.83			-124,999,270.83
41863	COMM	63873KBU0	NATXNY DISC NOTE	Purchase	02/25/2022	Natixis NY Branch	49,999,791.67			-49,999,791.67
41857	COMM	16536JBR7	CHES DISC NOTE	Redemption	02/25/2022	CHESHAM FINANCE		75,000,000.00		75,000,000.00
41858	COMM	5148X1BR3	LANDES DISC NOTE	Redemption	02/25/2022	LANDES		125,000,000.00		125,000,000.00
41859	COMM	63873KBR7	NATXNY DISC NOTE	Redemption	02/25/2022	Natixis NY Branch		50,000,000.00		50,000,000.00
40555	COMM	3135G05X7	FEDERAL NATL MTG	Interest	02/25/2022	FNMA NOTES			56,250.00	56,250.00
40968	COMM	3130ALDL5	FEDERAL HOME	Interest	02/25/2022	FHLB NOTES			109,375.00	109,375.00
40971	COMM	3135G05X7	FEDERAL NATL MTG	Interest	02/25/2022	FNMA NOTES			28,125.00	28,125.00

**SANTA CLARA COUNTY INVESTMENTS**  
**Transaction Activity Report**  
 Sorted by Transaction Date - Transaction Date

Investment #	Fund	CUSIP	Inv Descrip	TransactionType	TransactionDate	Issuer	New Principal	Principal Paydowns	Interest	Total Cash
40998	COMM	3135G05X7	FEDERAL NATL MTG	Interest	02/25/2022	FNMA NOTES			28,125.00	28,125.00
41006	COMM	3135G05X7	FEDERAL NATL MTG	Interest	02/25/2022	FNMA NOTES			28,125.00	28,125.00
41332	COMM	3130ANWF3	FEDERAL HOME	Interest	02/25/2022	FHLB NOTES			212,187.60	212,187.60
41537	COMM	3135G05X7	FEDERAL NATL MTG	Interest	02/25/2022	FNMA NOTES			46,875.00	46,875.00
41537	COMM	3135G05X7	FEDERAL NATL MTG	Accr Int	02/25/2022	FNMA NOTES	21,614.58		-21,614.58	0.00
41559	COMM	3135G05X7	FEDERAL NATL MTG	Interest	02/25/2022	FNMA NOTES			18,750.00	18,750.00
41559	COMM	3135G05X7	FEDERAL NATL MTG	Accr Int	02/25/2022	FNMA NOTES	9,479.17		-9,479.17	0.00
41809	COMM	3136G4W41	FEDERAL NATL MTG	Interest	02/25/2022	FNMA NOTES			97,500.00	97,500.00
41809	COMM	3136G4W41	FEDERAL NATL MTG	Accr Int	02/25/2022	FNMA NOTES	85,583.33		-85,583.33	0.00
38387	COMM	3137AYCE9		Interest	02/25/2022	FHLMC Multi-Family			44,397.48	44,397.48
38387	COMM	3137AYCE9		Redemption	02/25/2022	FHLMC Multi-Family	111,867.00			111,867.00
38391	COMM	3137AYCE9		Interest	02/25/2022	FHLMC Multi-Family			16,649.06	16,649.06
38391	COMM	3137AYCE9		Redemption	02/25/2022	FHLMC Multi-Family	41,950.12			41,950.12
38465	COMM	3137AWQH1	FHLMCM 2.307%	Interest	02/25/2022	FHLMC Multi-Family			10,727.55	10,727.55
38465	COMM	3137AWQH1	FHLMCM 2.307%	Redemption	02/25/2022	FHLMC Multi-Family	702,586.33			702,586.33
38643	COMM	3137B36J2	FHLMCM 3.32% MAT	Interest	02/25/2022	FHLMC Multi-Family			53,510.20	53,510.20
38643	COMM	3137B36J2	FHLMCM 3.32% MAT	Redemption	02/25/2022	FHLMC Multi-Family	48,096.60			48,096.60
38666	COMM	3137AYCE9		Interest	02/25/2022	FHLMC Multi-Family			26,072.42	26,072.42
38666	COMM	3137AYCE9		Redemption	02/25/2022	FHLMC Multi-Family	65,693.90			65,693.90
38744	COMM	3137AYCE9		Interest	02/25/2022	FHLMC Multi-Family			44,397.48	44,397.48
38744	COMM	3137AYCE9		Redemption	02/25/2022	FHLMC Multi-Family	111,867.00			111,867.00
38854	COMM	3137B4WB8	FHLMCM 3.06% MAT	Interest	02/25/2022	FHLMC Multi-Family			12,176.25	12,176.25
38854	COMM	3137B4WB8	FHLMCM 3.06% MAT	Redemption	02/25/2022	FHLMC Multi-Family	268,513.70			268,513.70
38864	COMM	3137B5JM6	FHLMCM 3.531%	Interest	02/25/2022	FHLMC Multi-Family			29,425.00	29,425.00
38864	COMM	3137B5JM6	FHLMCM 3.531%	Redemption	02/25/2022	FHLMC Multi-Family	568,938.69			568,938.69
38945	COMM	3137B3NA2	FHLMC REMIC	Interest	02/25/2022	FHLMC Multi-Family			28,541.86	28,541.86
38945	COMM	3137B3NA2	FHLMC REMIC	Redemption	02/25/2022	FHLMC Multi-Family	27,051.43			27,051.43
39026	COMM	3137B5KW2	FHLMCM 3.458%	Interest	02/25/2022	FHLMC Multi-Family			28,816.67	28,816.67
39026	COMM	3137B5KW2	FHLMCM 3.458%	Redemption	02/25/2022	FHLMC Multi-Family	540,313.76			540,313.76
39295	COMM	3137B04Y7	FHLMCM 2.615%	Interest	02/25/2022	FHLMC Multi-Family			58,837.51	58,837.51
39295	COMM	3137B04Y7	FHLMCM 2.615%	Redemption	02/25/2022	FHLMC Multi-Family	2,158,483.74			2,158,483.74
39319	COMM	3138LGKH8	FNMA 2.47% MAT	Interest	02/25/2022	FNMA Multi-Family			53,173.61	53,173.61
39319	COMM	3138LGKH8	FNMA 2.47% MAT	Redemption	02/25/2022	FNMA Multi-Family	1,122,743.21			1,122,743.21
39457	COMM	3138EKX67	FNMA 2.537% MAT	Interest	02/25/2022	FNMA Multi-Family			10,429.32	10,429.32
39457	COMM	3138EKX67	FNMA 2.537% MAT	Redemption	02/25/2022	FNMA Multi-Family	11,814.87			11,814.87
39587	COMM	3138LEYD7	FNMA 1.97% MAT	Interest	02/25/2022	FNMA Multi-Family			30,406.48	30,406.48
39587	COMM	3138LEYD7	FNMA 1.97% MAT	Redemption	02/25/2022	FNMA Multi-Family	32,721.42			32,721.42
39609	COMM	3138LGFF8	FNMA 2.15% MAT	Interest	02/25/2022	FNMA Multi-Family			9,256.94	9,256.94
39609	COMM	3138LGFF8	FNMA 2.15% MAT	Redemption	02/25/2022	FNMA Multi-Family	227,683.99			227,683.99
39632	COMM	3138L2BU0	FNMA 2.31% MAT	Interest	02/25/2022	FNMA Multi-Family			12,804.42	12,804.42

**SANTA CLARA COUNTY INVESTMENTS**  
**Transaction Activity Report**  
**Sorted by Transaction Date - Transaction Date**

Investment #	Fund	CUSIP	Inv Descrip	TransactionType	TransactionDate	Issuer	New Principal	Principal Paydowns	Interest	Total Cash
39632	COMM	3138L2BU0	FNMAM 2.31% MAT	Redemption	02/25/2022	FNMA Multi-Family		13,921.58		13,921.58
39654	COMM	3137BP4J5	FNMAM 2.446% MAT	Interest	02/25/2022	FHLMC Multi-Family			31,137.12	31,137.12
39654	COMM	3137BP4J5	FNMAM 2.446% MAT	Redemption	02/25/2022	FHLMC Multi-Family	268,512.96			268,512.96
39734	COMM	3138LOU90	FNMAM 2.59% MAT	Interest	02/25/2022	FNMA Multi-Family			11,151.39	11,151.39
39734	COMM	3138LOU90	FNMAM 2.59% MAT	Redemption	02/25/2022	FNMA Multi-Family	653,867.25			653,867.25
39844	COMM	3138LORM5	FNMAM 2.135% MAT	Interest	02/25/2022	FNMA Multi-Family			15,224.17	15,224.17
39844	COMM	3138LORM5	FNMAM 2.135% MAT	Redemption	02/25/2022	FNMA Multi-Family	22,125.48			22,125.48
39861	COMM	05588CAC6	BMWOT 1.92% MAT	Interest	02/25/2022	BMW VEHICLE			10,015.63	10,015.63
39861	COMM	05588CAC6	BMWOT 1.92% MAT	Redemption	02/25/2022	BMW VEHICLE	789,138.15			789,138.15
40056	COMM	3136A9MN5	FNMAM 2.301% MAT	Interest	02/25/2022	FNMA Multi-Family			8,159.62	8,159.62
40056	COMM	3136A9MN5	FNMAM 2.301% MAT	Redemption	02/25/2022	FNMA Multi-Family	59,271.92			59,271.92
40293	COMM	3138LORC7	FNMAM 2.35% MAT	Interest	02/25/2022	FNMA Multi-Family			12,972.84	12,972.84
40293	COMM	3138LORC7	FNMAM 2.35% MAT	Redemption	02/25/2022	FNMA Multi-Family	14,095.88			14,095.88
40385	COMM	3137BUWM6	FHLMCM 2.932% MAT	Interest	02/25/2022	FHLMC Multi-Family			19,199.89	19,199.89
40385	COMM	3137BUWM6	FHLMCM 2.932% MAT	Redemption	02/25/2022	FHLMC Multi-Family	465,730.04			465,730.04
40390	COMM	3137BHCY1	FHLMCM 2.811% MAT	Interest	02/25/2022	FHLMC Multi-Family			24,807.08	24,807.08
40390	COMM	3137BHCY1	FHLMCM 2.811% MAT	Redemption	02/25/2022	FHLMC Multi-Family	350,296.99			350,296.99
40511	COMM	3136AXVB8	FNMAM 2.646% MAT	Interest	02/25/2022	FNMA Multi-Family			33,524.67	33,524.67
40511	COMM	3136AXVB8	FNMAM 2.646% MAT	Redemption	02/25/2022	FNMA Multi-Family	12,021.88			12,021.88
40517	COMM	3138LORM5A	FNMAM 2.135% MAT	Interest	02/25/2022	FNMA Multi-Family			1,566.33	1,566.33
40517	COMM	3138LORM5A	FNMAM 2.135% MAT	Redemption	02/25/2022	FNMA Multi-Family	2,276.37			2,276.37
40526	COMM	3137BSP64	FHLMCM 2.34% MAT	Interest	02/25/2022	FHLMC Multi-Family			29,115.12	29,115.12
40526	COMM	3137BSP64	FHLMCM 2.34% MAT	Redemption	02/25/2022	FHLMC Multi-Family	197,573.80			197,573.80
40530	COMM	09661RAD3	BMWOT 0.48% MAT	Interest	02/25/2022	BMW VEHICLE			2,889.01	2,889.01
40530	COMM	09661RAD3	BMWOT 0.48% MAT	Redemption	02/25/2022	BMW VEHICLE	577,735.19			577,735.19
40539	COMM	3137BKGH7	FHLMCM 2.712% MAT	Interest	02/25/2022	FHLMC Multi-Family			9,049.42	9,049.42
40539	COMM	3137BKGH7	FHLMCM 2.712% MAT	Redemption	02/25/2022	FHLMC Multi-Family	111,289.39			111,289.39
40540	COMM	3137FUZN7	FHLMCM 0.526% MAT	Interest	02/25/2022	FHLMC Multi-Family			1,304.31	1,304.31
40540	COMM	3137FUZN7	FHLMCM 0.526% MAT	Redemption	02/25/2022	FHLMC Multi-Family	58,436.32			58,436.32
40541	COMM	3138L7CU8	FNMAM 2.95% MAT	Interest	02/25/2022	FNMA Multi-Family			48,983.57	48,983.57
40541	COMM	3138L7CU8	FNMAM 2.95% MAT	Redemption	02/25/2022	FNMA Multi-Family	38,646.27			38,646.27
40630	COMM	3138LJWY2	FHLMCM 2.8% MAT	Interest	02/25/2022	FHLMC Multi-Family			31,416.87	31,416.87
40630	COMM	3138LJWY2	FHLMCM 2.8% MAT	Redemption	02/25/2022	FHLMC Multi-Family	22,490.06			22,490.06
40638	COMM	3137BYLE8	FHLMCM 2.7% MAT	Interest	02/25/2022	FHLMC Multi-Family			14,962.50	14,962.50
40638	COMM	3137BYLE8	FHLMCM 2.7% MAT	Redemption	02/25/2022	FHLMC Multi-Family	185,821.06			185,821.06
40743	COMM	3136AY6S7	FNMAM FRN MAT	Interest	02/25/2022	FNMA Multi-Family			43,912.80	43,912.80
40743	COMM	3136AY6S7	FNMAM FRN MAT	Redemption	02/25/2022	FNMA Multi-Family	137,774.25			137,774.25
40784	COMM	3137F72W4	FHLMCM 0.39025% MAT	Interest	02/25/2022	FHLMC Multi-Family			2,641.79	2,641.79
40784	COMM	3137F72W4	FHLMCM 0.39025% MAT	Redemption	02/25/2022	FHLMC Multi-Family	308,976.51			308,976.51
40812	COMM	3132XFFH6	FHLMCM 0.77% MAT	Interest	02/25/2022	FHLMC Multi-Family			29,837.50	29,837.50

**SANTA CLARA COUNTY INVESTMENTS**  
**Transaction Activity Report**  
**Sorted by Transaction Date - Transaction Date**

Investment #	Fund	CUSIP	Inv Descrip	TransactionType	TransactionDate	Issuer	New Principal	Principal Paydowns	Interest	Total Cash
40812	COMM	3132XFFH6	FHLMCM 0.77% MAT	Redemption	02/25/2022	FHLMC Multi-Family		1,097,998.90		1,097,998.90
40905	COMM	3138LEC33	FNMMAM 2.38% MAT	Interest	02/25/2022	FNMA Multi-Family			20,323.26	20,323.26
40905	COMM	3138LEC33	FNMMAM 2.38% MAT	Redemption	02/25/2022	FNMA Multi-Family		13,723.90		13,723.90
40976	COMM	3137FATE8	FHLMCM 2.982% MAT	Interest	02/25/2022	FHLMC Multi-Family			74,550.00	74,550.00
40976	COMM	3137FATE8	FHLMCM 2.982% MAT	Redemption	02/25/2022	FHLMC Multi-Family		1,136,109.32		1,136,109.32
40983	COMM	3137FF3W5	FHLMCM 0.602% MAT	Interest	02/25/2022	FHLMC Multi-Family			2,095.96	2,095.96
40983	COMM	3137FF3W5	FHLMCM 0.602% MAT	Redemption	02/25/2022	FHLMC Multi-Family		12,343.96		12,343.96
40990	COMM	05591RAC8	BMWLT 0.29% MAT	Interest	02/25/2022	BMW VEHICLE			2,924.17	2,924.17
40990	COMM	05591RAC8	BMWLT 0.29% MAT	Redemption	02/25/2022	BMW VEHICLE		524,229.34		524,229.34
41026	COMM	3137BVYN0	FHLMCM 3.035% MAT	Interest	02/25/2022	FHLMC Multi-Family			45,673.67	45,673.67
41026	COMM	3137BVYN0	FHLMCM 3.035% MAT	Redemption	02/25/2022	FHLMC Multi-Family		474,615.90		474,615.90
41131	COMM	3137BYLE8	FHLMCM 2.7% MAT	Interest	02/25/2022	FHLMC Multi-Family			11,250.00	11,250.00
41131	COMM	3137BYLE8	FHLMCM 2.7% MAT	Redemption	02/25/2022	FHLMC Multi-Family		138,917.14		138,917.14
41133	COMM	3137FYZG4	FHLMCM 0.861% MAT	Interest	02/25/2022	FHLMC Multi-Family			5,017.93	5,017.93
41133	COMM	3137FYZG4	FHLMCM 0.861% MAT	Redemption	02/25/2022	FHLMC Multi-Family		791.49		791.49
41164	COMM	3137FPJ55	FHLMCM 2.606% MAT	Interest	02/25/2022	FHLMC Multi-Family			44,910.07	44,910.07
41164	COMM	3137FPJ55	FHLMCM 2.606% MAT	Redemption	02/25/2022	FHLMC Multi-Family		414,481.47		414,481.47
41192	COMM	3137FBAB2	FHLMCM 3.038% MAT	Interest	02/25/2022	FHLMC Multi-Family			25,316.67	25,316.67
41192	COMM	3137FBAB2	FHLMCM 3.038% MAT	Redemption	02/25/2022	FHLMC Multi-Family		201,236.35		201,236.35
41200	COMM	3140HWXG2	FNMMAM 2.47% MAT	Interest	02/25/2022	FNMA Multi-Family			10,247.59	10,247.59
41200	COMM	3140HWXG2	FNMMAM 2.47% MAT	Redemption	02/25/2022	FNMA Multi-Family		7,326.25		7,326.25
41222	COMM	3137H14A1	FHLMCM 0.854% MAT	Interest	02/25/2022	FHLMC Multi-Family			13,770.76	13,770.76
41222	COMM	3137H14A1	FHLMCM 0.854% MAT	Redemption	02/25/2022	FHLMC Multi-Family		283,976.92		283,976.92
41228	COMM	3136AUG21	FNMMAM 2.49552% MAT	Interest	02/25/2022	FNMA Multi-Family			48,528.17	48,528.17
41228	COMM	3136AUG21	FNMMAM 2.49552% MAT	Redemption	02/25/2022	FNMA Multi-Family		127,443.50		127,443.50
41319	COMM	3132XFD47	FHLMCM 2.1% MAT	Interest	02/25/2022	FHLMC Multi-Family			27,125.00	27,125.00
41319	COMM	3132XFD47	FHLMCM 2.1% MAT	Redemption	02/25/2022	FHLMC Multi-Family		320,657.35		320,657.35
41368	COMM	09690AAD5	BMWLT 0.43% MAT	Interest	02/25/2022	BMW VEHICLE			9,316.66	9,316.66
41368	COMM	09690AAD5	BMWLT 0.43% MAT	Redemption	02/25/2022	BMW VEHICLE		719,335.47		719,335.47
41491	COMM	3138LNKZ3	FNMMAM 3.44% MAT	Interest	02/25/2022	FNMA Multi-Family			7,807.70	7,807.70
41491	COMM	3138LNKZ3	FNMMAM 3.44% MAT	Redemption	02/25/2022	FNMA Multi-Family		3,335.72		3,335.72
41524	COMM	3133LJAN1	FHLM 1.5% MAT	Interest	02/25/2022	FHLMC Single Family			19,396.74	19,396.74
41524	COMM	3133LJAN1	FHLM 1.5% MAT	Redemption	02/25/2022	FHLMC Single Family		205,973.04		205,973.04
41525	COMM	3140QMQJ6	FNMAP 1.5% MAT	Interest	02/25/2022	FNMA Single Family			18,365.28	18,365.28
41525	COMM	3140QMQJ6	FNMAP 1.5% MAT	Redemption	02/25/2022	FNMA Single Family		138,069.75		138,069.75
41526	COMM	3140XDHF6	FNMAP 1.5% MAT	Interest	02/25/2022	FNMA Single Family			31,790.72	31,790.72
41526	COMM	3140XDHF6	FNMAP 1.5% MAT	Redemption	02/25/2022	FNMA Single Family		323,913.34		323,913.34
41675	COMM	3133LPUA3	FHLMC 1.5% MAT	Interest	02/25/2022	FHLMC Single Family			27,257.80	27,257.80
41675	COMM	3133LPUA3	FHLMC 1.5% MAT	Redemption	02/25/2022	FHLMC Single Family		245,531.66		245,531.66
41676	COMM	31418EAD2	FNMAP 1.5% MAT	Interest	02/25/2022	FNMA Single Family			24,444.10	24,444.10

**SANTA CLARA COUNTY INVESTMENTS**  
**Transaction Activity Report**  
**Sorted by Transaction Date - Transaction Date**

Investment #	Fund	CUSIP	Inv Descrip	TransactionType	TransactionDate	Issuer	New Principal	Principal Paydowns	Interest	Total Cash
41676	COMM	31418EAD2	FNMAP 1.5% MAT	Redemption	02/25/2022	FNMA Single Family		210,809.40		210,809.40
41765	COMM	05601XAC3	BMWLT 1.1% MAT	Interest	02/25/2022	BMW VEHICLE			17,875.00	17,875.00
41765	COMM	05601XAC3	BMWLT 1.1% MAT	Redemption	02/25/2022	BMW VEHICLE		423,000.28		423,000.28
41791	COMM	3137FQ3Y7	FHLMCM 2.19% MAT	Interest	02/25/2022	FHLMC Multi-Family			36,114.41	36,114.41
41791	COMM	3137FQ3Y7	FHLMCM 2.19% MAT	Redemption	02/25/2022	FHLMC Multi-Family		48,974.94		48,974.94
41791	COMM	3137FQ3Y7	FHLMCM 2.19% MAT	Interest	02/25/2022	FHLMC Multi-Family			-32,502.97	-32,502.97
41791	COMM	3137FQ3Y7	FHLMCM 2.19% MAT	Redemption	02/25/2022	FHLMC Multi-Family				0.00
<b>Totals for 02/25/2022</b>							<b>249,998,625.00</b>	<b>267,519,799.58</b>	<b>1,851,728.09</b>	<b>19,372,902.67</b>
41866	COMM	10924JET3	BHFSTF DISC NOTE	Purchase	02/28/2022	Brighthouse Financia	24,967,611.11			-24,967,611.11
41864	COMM	16536JC13	CHES DISC NOTE	Purchase	02/28/2022	CHESHAM FINANCE	74,999,854.17			-74,999,854.17
41865	COMM	5148X1C19	LANDES DISC NOTE	Purchase	02/28/2022	LANDES	124,999,756.95			-124,999,756.95
41867	COMM	89238LAC4	TLOT 1.96% MAT	Purchase	02/28/2022	Toyota Lease Owner	18,997,009.40			-18,997,009.40
37578	COMM	3134GA5T7	FHLMC 2.125% MAT	Redemption	02/28/2022	FHLMC NOTES		3,500,000.00		3,500,000.00
37579	COMM	3134GA5T7	FHLMC 2.125% MAT	Redemption	02/28/2022	FHLMC NOTES		20,000,000.00		20,000,000.00
41516	COMM	10924JBU3	BHFSTF DISC NOTE	Redemption	02/28/2022	Brighthouse Financia		65,000,000.00		65,000,000.00
41861	COMM	16536JBU0	CHES DISC NOTE	Redemption	02/28/2022	CHESHAM FINANCE		75,000,000.00		75,000,000.00
41862	COMM	5148X1BU6	LANDES DISC NOTE	Redemption	02/28/2022	LANDES		125,000,000.00		125,000,000.00
41863	COMM	63873KBU0	NATXNY DISC NOTE	Redemption	02/28/2022	Natixis NY Branch		50,000,000.00		50,000,000.00
37578	COMM	3134GA5T7	FHLMC 2.125% MAT	Interest	02/28/2022	FHLMC NOTES			37,187.50	37,187.50
37579	COMM	3134GA5T7	FHLMC 2.125% MAT	Interest	02/28/2022	FHLMC NOTES			212,500.00	212,500.00
40575	COMM	3136G4X40	FEDERAL NATL MTG	Interest	02/28/2022	FNMA NOTES			37,920.00	37,920.00
41011	COMM	91282CAJ0	UNITED STATES	Interest	02/28/2022	U.S. TREASURY			37,500.00	37,500.00
41067	COMM	91282CAJ0	UNITED STATES	Interest	02/28/2022	U.S. TREASURY			37,500.00	37,500.00
41475	COMM	3130ANYM6	FEDERAL HOME	Interest	02/28/2022	FHLB NOTES			14,583.25	14,583.25
41475	COMM	3130ANYM6	FEDERAL HOME	Accr Int	02/28/2022	FHLB NOTES		4,079.86	-4,079.86	0.00
41517	COMM	91282CAJ0	UNITED STATES	Interest	02/28/2022	U.S. TREASURY			37,500.00	37,500.00
41517	COMM	91282CAJ0	UNITED STATES	Accr Int	02/28/2022	U.S. TREASURY		15,124.31	-15,124.31	0.00
41613	COMM	9128282D1	UNITED STATES	Interest	02/28/2022	U.S. TREASURY			275,000.00	275,000.00
41613	COMM	9128282D1	UNITED STATES	Accr Int	02/28/2022	U.S. TREASURY		138,259.67	-138,259.67	0.00
41640	COMM	3130AKZ25	FEDERAL HOME	Interest	02/28/2022	FHLB NOTES			59,475.00	59,475.00
41640	COMM	3130AKZ25	FEDERAL HOME	Accr Int	02/28/2022	FHLB NOTES		33,702.50	-33,702.50	0.00
41656	COMM	912828YD6	UNITED STATES	Interest	02/28/2022	U.S. TREASURY			275,000.00	275,000.00
41656	COMM	912828YD6	UNITED STATES	Accr Int	02/28/2022	U.S. TREASURY		158,011.05	-158,011.05	0.00
41658	COMM	912828P79	UNITED STATES	Interest	02/28/2022	U.S. TREASURY			300,000.00	300,000.00
41658	COMM	912828P79	UNITED STATES	Accr Int	02/28/2022	U.S. TREASURY		172,375.69	-172,375.69	0.00
<b>Totals for 02/28/2022</b>							<b>243,964,231.63</b>	<b>339,021,553.08</b>	<b>802,612.67</b>	<b>95,859,934.12</b>
41868	COMM	16536JC21	CHES DISC NOTE	Purchase	03/01/2022	CHESHAM FINANCE	74,999,854.17			-74,999,854.17
41869	COMM	3133ENQD5	FEDERAL FARM CR	Purchase	03/01/2022	FFCB NOTES	7,000,000.00			-7,000,000.00
41870	COMM	3133ENQD5	FEDERAL FARM CR	Purchase	03/01/2022	FFCB NOTES	10,000,000.00			-10,000,000.00

**SANTA CLARA COUNTY INVESTMENTS**  
**Transaction Activity Report**  
 Sorted by Transaction Date - Transaction Date

Investment #	Fund	CUSIP	Inv Descrip	TransactionType	TransactionDate	Issuer	New Principal	Principal Paydowns	Interest	Total Cash
41871	COMM	3133ENQD5	FEDERAL FARM CR	Purchase	03/01/2022	FFCB NOTES	10,000,000.00			-10,000,000.00
41872	COMM	5148X1C27	LANDES DISC NOTE	Purchase	03/01/2022	LANDES	124,999,756.95			-124,999,756.95
41873	COMM	59217GBY4	MET LI 3.45% MAT	Purchase	03/01/2022	MET LIFE GLOBAL	8,889,264.58			-8,889,264.58
41874	COMM	63873KC21	NATXNY DISC NOTE	Purchase	03/01/2022	Natixis NY Branch	49,999,930.56			-49,999,930.56
41875	COMM	931142EM1	WALMART INC, SR	Purchase	03/01/2022	WALMART	2,406,396.84			-2,406,396.84
41864	COMM	16536JC13	CHES DISC NOTE	Redemption	03/01/2022	CHESHAM FINANCE		75,000,000.00		75,000,000.00
41865	COMM	5148X1C19	LANDES DISC NOTE	Redemption	03/01/2022	LANDES		125,000,000.00		125,000,000.00
41342	COMM	59217GEK1	MET LI 0.45% MAT	Interest	03/01/2022	MET LIFE GLOBAL			22,034.25	22,034.25
<b>Totals for 03/01/2022</b>							<b>288,295,203.10</b>	<b>200,000,000.00</b>	<b>22,034.25</b>	<b>-88,273,168.85</b>
41876	COMM	16536JC39	CHES DISC NOTE	Purchase	03/02/2022	CHESHAM FINANCE	74,999,854.17			-74,999,854.17
41877	COMM	17327BJ63	CITIGR ZERO CPN	Purchase	03/02/2022	CITIGROUP GLOBAL	11,946,733.33			-11,946,733.33
41878	COMM	5148X1C35	LANDES DISC NOTE	Purchase	03/02/2022	LANDES	124,999,756.95			-124,999,756.95
41879	COMM	63873KC39	NATXNY DISC NOTE	Purchase	03/02/2022	Natixis NY Branch	49,999,916.67			-49,999,916.67
41868	COMM	16536JC21	CHES DISC NOTE	Redemption	03/02/2022	CHESHAM FINANCE		75,000,000.00		75,000,000.00
41872	COMM	5148X1C27	LANDES DISC NOTE	Redemption	03/02/2022	LANDES		125,000,000.00		125,000,000.00
41874	COMM	63873KC21	NATXNY DISC NOTE	Redemption	03/02/2022	Natixis NY Branch		50,000,000.00		50,000,000.00
40793	COMM	3133EMJH6	FEDERAL FARMS	Interest	03/02/2022	FFCB NOTES			22,500.00	22,500.00
41627	COMM	63873QRK2	NATXNY BRANCH	Interest	03/02/2022	Natixis NY Branch			12,819.45	12,819.45
40461	COMM	SYS40461	DGCXX 0.0%	Interest	03/02/2022	Dreyfus Government			2,301.88	2,301.88
40461	COMM	SYS40461	DGCXX 0.0%	Purchase	03/02/2022	Dreyfus Government	2,301.88			-2,301.88
<b>Totals for 03/02/2022</b>							<b>261,948,563.00</b>	<b>250,000,000.00</b>	<b>37,621.33</b>	<b>-11,910,941.67</b>
41880	COMM	16536JC47	CHES DISC NOTE	Purchase	03/03/2022	CHESHAM FINANCE	74,999,854.17			-74,999,854.17
41881	COMM	5148X1C43	LANDES DISC NOTE	Purchase	03/03/2022	LANDES	124,999,756.95			-124,999,756.95
41882	COMM	63873KC47	NATXNY DISC NOTE	Purchase	03/03/2022	Natixis NY Branch	49,999,916.67			-49,999,916.67
40031	COMM	478160CD4	JOHNSON &	Redemption	03/03/2022	JOHNSON &		19,445,000.00		19,445,000.00
41876	COMM	16536JC39	CHES DISC NOTE	Redemption	03/03/2022	CHESHAM FINANCE		75,000,000.00		75,000,000.00
41878	COMM	5148X1C35	LANDES DISC NOTE	Redemption	03/03/2022	LANDES		125,000,000.00		125,000,000.00
41879	COMM	63873KC39	NATXNY DISC NOTE	Redemption	03/03/2022	Natixis NY Branch		50,000,000.00		50,000,000.00
39105	COMM	3133EJY60	FEDERAL FARM CR	Interest	03/03/2022	FFCB NOTES			188,750.00	188,750.00
40031	COMM	478160CD4	JOHNSON &	Interest	03/03/2022	JOHNSON &			218,756.25	218,756.25
40568	COMM	3133EL5S9	FEDERAL FARM CR	Interest	03/03/2022	FFCB NOTES			48,000.00	48,000.00
<b>Totals for 03/03/2022</b>							<b>249,999,527.79</b>	<b>269,445,000.00</b>	<b>455,506.25</b>	<b>19,900,978.46</b>
41883	COMM	16536JC70	CHES DISC NOTE	Purchase	03/04/2022	CHESHAM FINANCE	74,999,562.50			-74,999,562.50
41884	COMM	5148X1C76	LANDES DISC NOTE	Purchase	03/04/2022	LANDES	124,999,270.83			-124,999,270.83
41885	COMM	63873KC70	NATXNY DISC NOTE	Purchase	03/04/2022	Natixis NY Branch	49,999,791.67			-49,999,791.67
41549	COMM	82124MC40	SHEF DISC NOTE	Redemption	03/04/2022	SHEFFIELD		50,000,000.00		50,000,000.00
41880	COMM	16536JC47	CHES DISC NOTE	Redemption	03/04/2022	CHESHAM FINANCE		75,000,000.00		75,000,000.00
41881	COMM	5148X1C43	LANDES DISC NOTE	Redemption	03/04/2022	LANDES		125,000,000.00		125,000,000.00
41882	COMM	63873KC47	NATXNY DISC NOTE	Redemption	03/04/2022	Natixis NY Branch		50,000,000.00		50,000,000.00



**SANTA CLARA COUNTY INVESTMENTS**  
**Transaction Activity Report**  
**Sorted by Transaction Date - Transaction Date**

Investment #	Fund	CUSIP	Inv Descrip	TransactionType	TransactionDate	Issuer	New Principal	Principal Paydowns	Interest	Total Cash
41278	COMM	3130ALEY6	FEDERAL HOME	Interest	03/04/2022	FHLB NOTES			98,920.00	98,920.00
<b>Totals for 03/04/2022</b>							<b>249,998,625.00</b>	<b>300,000,000.00</b>	<b>98,920.00</b>	<b>50,100,295.00</b>
41886	COMM	16536JC88	CHES DISC NOTE	Purchase	03/07/2022	CHESHAM FINANCE	74,999,854.17			-74,999,854.17
41887	COMM	5148X1C84	LANDES DISC NOTE	Purchase	03/07/2022	LANDES	124,999,756.95			-124,999,756.95
41888	COMM	63873KC88	NATXNY DISC NOTE	Purchase	03/07/2022	Natixis NY Branch	49,999,930.56			-49,999,930.56
41883	COMM	16536JC70	CHES DISC NOTE	Redemption	03/07/2022	CHESHAM FINANCE		75,000,000.00		75,000,000.00
41884	COMM	5148X1C76	LANDES DISC NOTE	Redemption	03/07/2022	LANDES		125,000,000.00		125,000,000.00
41885	COMM	63873KC70	NATXNY DISC NOTE	Redemption	03/07/2022	Natixis NY Branch		50,000,000.00		50,000,000.00
39138	COMM	3130ABFD3	FEDERAL HOME	Interest	03/07/2022	FHLB NOTES			98,437.50	98,437.50
40505	COMM	30231GAF9	EXXON MOBIL	Interest	03/07/2022	EXXON MOBIL			67,725.00	67,725.00
<b>Totals for 03/07/2022</b>							<b>249,999,541.68</b>	<b>250,000,000.00</b>	<b>166,162.50</b>	<b>166,620.82</b>
41889	COMM	16536JC96	CHES DISC NOTE	Purchase	03/08/2022	CHESHAM FINANCE	74,999,854.17			-74,999,854.17
41892	COMM	3137H6LT0	FHLMCM 1.946%	Purchase	03/08/2022	FHLMC Multi-Family	32,011,212.44			-32,011,212.44
41890	COMM	5148X1C92	LANDES DISC NOTE	Purchase	03/08/2022	LANDES	124,999,756.95			-124,999,756.95
41891	COMM	63873KC96	NATXNY DISC NOTE	Purchase	03/08/2022	Natixis NY Branch	49,999,930.56			-49,999,930.56
41886	COMM	16536JC88	CHES DISC NOTE	Redemption	03/08/2022	CHESHAM FINANCE		75,000,000.00		75,000,000.00
41887	COMM	5148X1C84	LANDES DISC NOTE	Redemption	03/08/2022	LANDES		125,000,000.00		125,000,000.00
41888	COMM	63873KC88	NATXNY DISC NOTE	Redemption	03/08/2022	Natixis NY Branch		50,000,000.00		50,000,000.00
39362	COMM	3130AB3H7	FEDERAL HOME	Interest	03/08/2022	FHLB NOTES			169,218.75	169,218.75
39936	COMM	3130A3DL5	FEDERAL HOME	Interest	03/08/2022	FHLB NOTES			118,037.50	118,037.50
40571	COMM	3137EAEW5	FEDERAL HOME LN	Interest	03/08/2022	FHLMC NOTES			43,750.00	43,750.00
40576	COMM	3137EAEW5	FEDERAL HOME LN	Interest	03/08/2022	FHLMC NOTES			25,000.00	25,000.00
40811	COMM	3133EMJV5	FFCB FLOAT MAT	Interest	03/08/2022	FFCB NOTES			19,050.00	19,050.00
<b>Totals for 03/08/2022</b>							<b>282,010,754.12</b>	<b>250,000,000.00</b>	<b>375,056.25</b>	<b>-31,635,697.87</b>
41893	COMM	16536JCA3	CHES DISC NOTE	Purchase	03/09/2022	CHESHAM FINANCE	74,999,854.17			-74,999,854.17
41894	COMM	5148X1CA9	LANDES DISC NOTE	Purchase	03/09/2022	LANDES	124,999,756.95			-124,999,756.95
41895	COMM	63873KCA3	NATXNY DISC NOTE	Purchase	03/09/2022	Natixis NY Branch	49,999,930.56			-49,999,930.56
41889	COMM	16536JC96	CHES DISC NOTE	Redemption	03/09/2022	CHESHAM FINANCE		75,000,000.00		75,000,000.00
41890	COMM	5148X1C92	LANDES DISC NOTE	Redemption	03/09/2022	LANDES		125,000,000.00		125,000,000.00
41891	COMM	63873KC96	NATXNY DISC NOTE	Redemption	03/09/2022	Natixis NY Branch		50,000,000.00		50,000,000.00
40581	COMM	3133EL6E9	FEDERAL FARM CR	Interest	03/09/2022	FFCB NOTES			31,500.00	31,500.00
<b>Totals for 03/09/2022</b>							<b>249,999,541.68</b>	<b>250,000,000.00</b>	<b>31,500.00</b>	<b>31,958.32</b>
41896	COMM	16536JCB1	CHES DISC NOTE	Purchase	03/10/2022	CHESHAM FINANCE	74,999,854.50			-74,999,854.50
41897	COMM	5148X1CB7	LANDES DISC NOTE	Purchase	03/10/2022	LANDES	124,999,757.50			-124,999,757.50
41898	COMM	63873KCB1	NATXNY DISC NOTE	Purchase	03/10/2022	Natixis NY Branch	49,999,930.56			-49,999,930.56
41722	COMM	313385UB0	FHDN DISC NOTE	Redemption	03/10/2022	FHLB DISCOUNT		50,000,000.00		50,000,000.00
41893	COMM	16536JCA3	CHES DISC NOTE	Redemption	03/10/2022	CHESHAM FINANCE		75,000,000.00		75,000,000.00
41894	COMM	5148X1CA9	LANDES DISC NOTE	Redemption	03/10/2022	LANDES		125,000,000.00		125,000,000.00

**SANTA CLARA COUNTY INVESTMENTS**  
**Transaction Activity Report**  
 Sorted by Transaction Date - Transaction Date

Investment #	Fund	CUSIP	Inv Descrip	TransactionType	TransactionDate	Issuer	New Principal	Principal Paydowns	Interest	Total Cash
41895	COMM	63873KCA3	NATXNY DISC NOTE	Redemption	03/10/2022	Natixis NY Branch		50,000,000.00		50,000,000.00
41408	COMM	3133EM4X7	FEDERAL FARM CR	Interest	03/10/2022	FFCB NOTES			51,184.00	51,184.00
41408	COMM	3133EM4X7	FEDERAL FARM CR	Accr Int	03/10/2022	FFCB NOTES		5,402.76	-5,402.76	0.00
41209	COMM	14687TAC1	CRVNA 0.49% MAT	Interest	03/10/2022	Carvana Auto			6,125.00	6,125.00
41209	COMM	14687TAC1	CRVNA 0.49% MAT	Redemption	03/10/2022	Carvana Auto		325,343.40		325,343.40
41406	COMM	14687JAD1	CRVNA 0.38% MAT	Interest	03/10/2022	Carvana Auto			3,162.15	3,162.15
41406	COMM	14687JAD1	CRVNA 0.38% MAT	Redemption	03/10/2022	Carvana Auto		829,887.34		829,887.34
<b>Totals for 03/10/2022</b>							<b>249,999,542.56</b>	<b>301,160,633.50</b>	<b>55,068.39</b>	<b>51,216,159.33</b>
41899	COMM	16536JCE5	CHES DISC NOTE	Purchase	03/11/2022	CHESHAM FINANCE	74,999,562.50			-74,999,562.50
41900	COMM	5148X1CE1	LANDES DISC NOTE	Purchase	03/11/2022	LANDES	124,999,270.83			-124,999,270.83
41901	COMM	63873KCE5	NATXNY DISC NOTE	Purchase	03/11/2022	Natixis NY Branch	49,999,791.67			-49,999,791.67
37726	COMM	313378CR0	FHLB 2.25% MAT	Redemption	03/11/2022	FHLB NOTES		25,000,000.00		25,000,000.00
41896	COMM	16536JCB1	CHES DISC NOTE	Redemption	03/11/2022	CHESHAM FINANCE		75,000,000.00		75,000,000.00
41897	COMM	5148X1CB7	LANDES DISC NOTE	Redemption	03/11/2022	LANDES		125,000,000.00		125,000,000.00
41898	COMM	63873KCB1	NATXNY DISC NOTE	Redemption	03/11/2022	Natixis NY Branch		50,000,000.00		50,000,000.00
37726	COMM	313378CR0	FHLB 2.25% MAT	Interest	03/11/2022	FHLB NOTES			281,250.00	281,250.00
39831	COMM	037833DL1	APPLE INC, SR GBL	Interest	03/11/2022	APPLE INC			59,500.00	59,500.00
40135	COMM	3133ELCS1	FEDERAL FARM CR	Interest	03/11/2022	FFCB NOTES			111,987.50	111,987.50
<b>Totals for 03/11/2022</b>							<b>249,998,625.00</b>	<b>275,000,000.00</b>	<b>452,737.50</b>	<b>25,454,112.50</b>
41902	COMM	16536JCF2	CHES DISC NOTE	Purchase	03/14/2022	CHESHAM FINANCE	74,999,854.17			-74,999,854.17
41903	COMM	5148X1CF8	LANDES DISC NOTE	Purchase	03/14/2022	LANDES	124,999,756.95			-124,999,756.95
41904	COMM	63873KCF2	NATXNY DISC NOTE	Purchase	03/14/2022	Natixis NY Branch	49,999,930.56			-49,999,930.56
41899	COMM	16536JCE5	CHES DISC NOTE	Redemption	03/14/2022	CHESHAM FINANCE		75,000,000.00		75,000,000.00
41900	COMM	5148X1CE1	LANDES DISC NOTE	Redemption	03/14/2022	LANDES		125,000,000.00		125,000,000.00
41901	COMM	63873KCE5	NATXNY DISC NOTE	Redemption	03/14/2022	Natixis NY Branch		50,000,000.00		50,000,000.00
40461	COMM	SYS40461	DGCXX 0.0%	Redemption	03/14/2022	Dreyfus Government		100,015,865.17		100,015,865.17
38878	COMM	3133EJZH5	FEDERAL FARM CR	Interest	03/14/2022	FFCB NOTES			196,000.00	196,000.00
39852	COMM	3130A2UW4	FEDERAL HOME	Interest	03/14/2022	FHLB NOTES			143,750.00	143,750.00
39985	COMM	3130A2UW4	FEDERAL HOME	Interest	03/14/2022	FHLB NOTES			431,250.00	431,250.00
40501	COMM	3130A2UW4	FEDERAL HOME	Interest	03/14/2022	FHLB NOTES			71,875.00	71,875.00
41180	COMM	3133EMH70	FFCB FLOAT 0.04%	Interest	03/14/2022	FFCB NOTES			4,958.33	4,958.33
41365	COMM	3130ANVR8	FEDERAL HOME	Interest	03/14/2022	FHLB NOTES			120,000.00	120,000.00
41509	COMM	3130A8ZQ9	FEDERAL HOME	Interest	03/14/2022	FHLB NOTES			175,000.00	175,000.00
41509	COMM	3130A8ZQ9	FEDERAL HOME	Accr Int	03/14/2022	FHLB NOTES		55,416.67	-55,416.67	0.00
41653	COMM	3133ENGX2	FFCB FRN MAT	Interest	03/14/2022	FFCB NOTES			2,733.33	2,733.33
<b>Totals for 03/14/2022</b>							<b>249,999,541.68</b>	<b>350,071,281.84</b>	<b>1,090,149.99</b>	<b>101,161,890.15</b>
41908	COMM	084664CZ2	BRK 2.3% MAT	Purchase	03/15/2022	BERKSHIRE	39,992,400.00			-39,992,400.00
41905	COMM	16536JCG0	CHES DISC NOTE	Purchase	03/15/2022	CHESHAM FINANCE	74,999,854.50			-74,999,854.50
41906	COMM	5148X1CG6	LANDES DISC NOTE	Purchase	03/15/2022	LANDES	124,999,757.50			-124,999,757.50

**SANTA CLARA COUNTY INVESTMENTS**  
**Transaction Activity Report**  
 Sorted by Transaction Date - Transaction Date

Investment #	Fund	CUSIP	Inv Descrip	TransactionType	TransactionDate	Issuer	New Principal	Principal Paydowns	Interest	Total Cash
41907	COMM	63873KCG0	NATXNY DISC NOTE	Purchase	03/15/2022	Natixis NY Branch	49,999,930.56			-49,999,930.56
39013	COMM	43815AAC6	HAROT 3.16% MAT	Redemption	03/15/2022	HONDA AUTO		0.04		0.04
40062	COMM	58769QAC5	MBALT 2.% MAT	Redemption	03/15/2022	MERCEDES-BENZ		0.01		0.01
41902	COMM	16536JCF2	CHES DISC NOTE	Redemption	03/15/2022	CHESHAM FINANCE		75,000,000.00		75,000,000.00
41903	COMM	5148X1CF8	LANDES DISC NOTE	Redemption	03/15/2022	LANDES		125,000,000.00		125,000,000.00
41904	COMM	63873KCF2	NATXNY DISC NOTE	Redemption	03/15/2022	Natixis NY Branch		50,000,000.00		50,000,000.00
39544	COMM	084670BR8	BERKSHIRE	Interest	03/15/2022	BERKSHIRE			228,580.00	228,580.00
39998	COMM	30231GAC6	EXXON MOBIL	Interest	03/15/2022	EXXON MOBIL			79,400.00	79,400.00
40080	COMM	084670BR8	BERKSHIRE	Interest	03/15/2022	BERKSHIRE			297,316.25	297,316.25
40848	COMM	3130AKK47	FHLB FLOAT MAT	Interest	03/15/2022	FHLB NOTES			12,249.99	12,249.99
38958	COMM	89231PAD0	TAOT 3.18% MAT	Interest	03/15/2022	TOYOTA AUTO REC			1,467.55	1,467.55
38958	COMM	89231PAD0	TAOT 3.18% MAT	Redemption	03/15/2022	TOYOTA AUTO REC		355,799.90		355,799.90
39013	COMM	43815AAC6	HAROT 3.16% MAT	Interest	03/15/2022	HONDA AUTO			1,401.27	1,401.27
39013	COMM	43815AAC6	HAROT 3.16% MAT	Redemption	03/15/2022	HONDA AUTO		532,123.45		532,123.45
39013	COMM	43815AAC6	HAROT 3.16% MAT	Interest	03/15/2022	HONDA AUTO				0.00
39013	COMM	43815AAC6	HAROT 3.16% MAT	Redemption	03/15/2022	HONDA AUTO				0.00
39578	COMM	65479HAC1	NAROT 2.5% MAT	Interest	03/15/2022	Nissan Auto Receivab			12,923.12	12,923.12
39578	COMM	65479HAC1	NAROT 2.5% MAT	Redemption	03/15/2022	Nissan Auto Receivab		808,679.86		808,679.86
39586	COMM	14042WAC4	COPAR 2.51% MAT	Interest	03/15/2022	Capital One Prime Au			4,509.86	4,509.86
39586	COMM	14042WAC4	COPAR 2.51% MAT	Redemption	03/15/2022	Capital One Prime Au		365,036.37		365,036.37
39706	COMM	477870AC3	JDOT 2.21% MAT	Interest	03/15/2022	JOHN DEERE			4,954.71	4,954.71
39706	COMM	477870AC3	JDOT 2.21% MAT	Redemption	03/15/2022	JOHN DEERE		432,524.58		432,524.58
39777	COMM	43815NAC8	HAROT 1.78% MAT	Interest	03/15/2022	HONDA AUTO			4,395.81	4,395.81
39777	COMM	43815NAC8	HAROT 1.78% MAT	Redemption	03/15/2022	HONDA AUTO		380,371.08		380,371.08
39811	COMM	14041NFU0	COMET 1.72% MAT	Interest	03/15/2022	Capital One Multi Ex			50,166.66	50,166.66
39811	COMM	14041NFU0	COMET 1.72% MAT	Redemption	03/15/2022	Capital One Multi Ex		1,316,396.37		1,316,396.37
39883	COMM	58769TAD7	MBART 1.93% MAT	Interest	03/15/2022	MERCEDES -BENZ			17,202.59	17,202.59
39883	COMM	58769TAD7	MBART 1.93% MAT	Redemption	03/15/2022	MERCEDES -BENZ		1,350,216.62		1,350,216.62
40017	COMM	44891JAC2	HART 1.94% MAT	Interest	03/15/2022	HYUNDAI AUTO			7,847.12	7,847.12
40017	COMM	44891JAC2	HART 1.94% MAT	Redemption	03/15/2022	HYUNDAI AUTO		589,544.68		589,544.68
40038	COMM	89233MAD5	TAOT 1.92% MAT	Interest	03/15/2022	TOYOTA AUTO REC			17,307.56	17,307.56
40038	COMM	89233MAD5	TAOT 1.92% MAT	Redemption	03/15/2022	TOYOTA AUTO REC		1,070,904.18		1,070,904.18
40062	COMM	58769QAC5	MBALT 2.% MAT	Interest	03/15/2022	MERCEDES-BENZ			872.36	872.36
40062	COMM	58769QAC5	MBALT 2.% MAT	Redemption	03/15/2022	MERCEDES-BENZ		523,414.48		523,414.48
40062	COMM	58769QAC5	MBALT 2.% MAT	Interest	03/15/2022	MERCEDES-BENZ				0.00
40062	COMM	58769QAC5	MBALT 2.% MAT	Redemption	03/15/2022	MERCEDES-BENZ				0.00
40134	COMM	02007TAC9	ALLY 1.84% MAT	Interest	03/15/2022	ALLY Auto			8,667.59	8,667.59
40134	COMM	02007TAC9	ALLY 1.84% MAT	Redemption	03/15/2022	ALLY Auto		608,045.32		608,045.32
40294	COMM	41284UAD6	HDMOT 1.87% MAT	Interest	03/15/2022	Harley-Davidson Moto			7,990.00	7,990.00
40294	COMM	41284UAD6	HDMOT 1.87% MAT	Redemption	03/15/2022	Harley-Davidson Moto		490,194.90		490,194.90

**SANTA CLARA COUNTY INVESTMENTS**  
**Transaction Activity Report**  
**Sorted by Transaction Date - Transaction Date**

Investment #	Fund	CUSIP	Inv Descrip	TransactionType	TransactionDate	Issuer	New Principal	Principal Paydowns	Interest	Total Cash
40336	COMM	161571HP2	CHAIT 1.53% MAT	Interest	03/15/2022	CHASE ISSUANCE			34,425.00	34,425.00
40336	COMM	161571HP2	CHAIT 1.53% MAT	Redemption	03/15/2022	CHASE ISSUANCE		866,581.10		866,581.10
40340	COMM	14043MAC5	COPAR 1.6% MAT	Interest	03/15/2022	Capital One Prime Au			24,017.05	24,017.05
40340	COMM	14043MAC5	COPAR 1.6% MAT	Redemption	03/15/2022	Capital One Prime Au		1,293,095.83		1,293,095.83
40392	COMM	58770FAC6	MBALT 1.84% MAT	Interest	03/15/2022	MERCEDES-BENZ			11,091.51	11,091.51
40392	COMM	58770FAC6	MBALT 1.84% MAT	Redemption	03/15/2022	MERCEDES-BENZ		3,566,327.19		3,566,327.19
40410	COMM	58770FAC6	MBALT 1.84% MAT	Interest	03/15/2022	MERCEDES-BENZ			2,218.30	2,218.30
40410	COMM	58770FAC6	MBALT 1.84% MAT	Redemption	03/15/2022	MERCEDES-BENZ		713,265.44		713,265.44
40515	COMM	58769VAC4	MBART 0.55% MAT	Interest	03/15/2022	MERCEDES -BENZ			1,987.08	1,987.08
40515	COMM	58769VAC4	MBART 0.55% MAT	Redemption	03/15/2022	MERCEDES -BENZ		328,552.79		328,552.79
40533	COMM	47787NAC3	JDOT 0.51% MAT	Interest	03/15/2022	JOHN DEERE			1,715.10	1,715.10
40533	COMM	47787NAC3	JDOT 0.51% MAT	Redemption	03/15/2022	JOHN DEERE		301,919.60		301,919.60
40608	COMM	58769EAB4	MBALT 0.31% MAT	Interest	03/15/2022	MERCEDES-BENZ			133.93	133.93
40608	COMM	58769EAB4	MBALT 0.31% MAT	Redemption	03/15/2022	MERCEDES-BENZ		422,282.24		422,282.24
40930	COMM	89240BAC2	TOYOTA AUTO	Interest	03/15/2022	TOYOTA AUTO REC			3,358.34	3,358.34
40930	COMM	89240BAC2	TOYOTA AUTO	Redemption	03/15/2022	TOYOTA AUTO REC		428,844.89		428,844.89
40937	COMM	98164EAC9	WOART 0.3% MAT	Interest	03/15/2022	World Omni Auto Rec'			3,500.00	3,500.00
40937	COMM	98164EAC9	WOART 0.3% MAT	Redemption	03/15/2022	World Omni Auto Rec'		326,192.24		326,192.24
40950	COMM	41284NAB6	HDMOT 0.22% MAT	Interest	03/15/2022	Harley-Davidson Moto			248.79	248.79
40950	COMM	41284NAB6	HDMOT 0.22% MAT	Redemption	03/15/2022	Harley-Davidson Moto		345,500.65		345,500.65
40958	COMM	34532NAC9	FM 0.3% MAT	Interest	03/15/2022	FORD MOTOR			5,000.00	5,000.00
40958	COMM	34532NAC9	FM 0.3% MAT	Redemption	03/15/2022	FORD MOTOR		516,530.38		516,530.38
40991	COMM	47788UAC6	JDOT 0.36% MAT	Interest	03/15/2022	JOHN DEERE			2,325.00	2,325.00
40991	COMM	47788UAC6	JDOT 0.36% MAT	Redemption	03/15/2022	JOHN DEERE		194,373.18		194,373.18
41111	COMM	44933LAC7	HART 0.38% MAT	Interest	03/15/2022	HYUNDAI AUTO			3,008.34	3,008.34
41111	COMM	44933LAC7	HART 0.38% MAT	Redemption	03/15/2022	HYUNDAI AUTO		236,627.88		236,627.88
41182	COMM	89190GAC1	TAOT 0.26% MAT	Interest	03/15/2022	TOYOTA AUTO REC			6,500.01	6,500.01
41182	COMM	89190GAC1	TAOT 0.26% MAT	Redemption	03/15/2022	TOYOTA AUTO REC		693,319.23		693,319.23
41187	COMM	44891VAC5	HALST 0.33% MAT	Interest	03/15/2022	Hyundai Auto Lease S			6,187.50	6,187.50
41187	COMM	44891VAC5	HALST 0.33% MAT	Redemption	03/15/2022	Hyundai Auto Lease S		805,620.93		805,620.93
41206	COMM	65480BAC1	NAROT 0.33% MAT	Interest	03/15/2022	Nissan Auto Receivab			11,000.00	11,000.00
41206	COMM	65480BAC1	NAROT 0.33% MAT	Redemption	03/15/2022	Nissan Auto Receivab		962,844.59		962,844.59
41220	COMM	58769KAD6	MBALT 0.4% MAT	Interest	03/15/2022	MERCEDES-BENZ			4,916.66	4,916.66
41220	COMM	58769KAD6	MBALT 0.4% MAT	Redemption	03/15/2022	MERCEDES-BENZ		466,192.37		466,192.37
41240	COMM	47789QAC4	JDOT 0.52% MAT	Interest	03/15/2022	JOHN DEERE			3,466.66	3,466.66
41240	COMM	47789QAC4	JDOT 0.52% MAT	Redemption	03/15/2022	JOHN DEERE		167,500.52		167,500.52
41242	COMM	14041NFW6	COMET 0.55% MAT	Interest	03/15/2022	Capital One Multi Ex			10,770.83	10,770.83
41242	COMM	14041NFW6	COMET 0.55% MAT	Redemption	03/15/2022	Capital One Multi Ex		465,195.09		465,195.09
41387	COMM	44933MAC5	HALST 0.38% MAT	Interest	03/15/2022	Hyundai Auto Lease S			7,995.84	7,995.84
41387	COMM	44933MAC5	HALST 0.38% MAT	Redemption	03/15/2022	Hyundai Auto Lease S		809,723.37		809,723.37

**SANTA CLARA COUNTY INVESTMENTS**  
**Transaction Activity Report**  
 Sorted by Transaction Date - Transaction Date

Investment #	Fund	CUSIP	Inv Descrip	TransactionType	TransactionDate	Issuer	New Principal	Principal Paydowns	Interest	Total Cash
41389	COMM	58772WAC7	MBART 0.46% MAT	Interest	03/15/2022	MERCEDES -BENZ			7,762.49	7,762.49
41389	COMM	58772WAC7	MBART 0.46% MAT	Redemption	03/15/2022	MERCEDES -BENZ		405,550.77		405,550.77
41392	COMM	98163HAB5	WOART 0.29% MAT	Interest	03/15/2022	World Omni Auto Rec'			1,557.47	1,557.47
41392	COMM	98163HAB5	WOART 0.29% MAT	Redemption	03/15/2022	World Omni Auto Rec'		743,973.92		743,973.92
41397	COMM	345329AC0	FM 0.37% MAT	Interest	03/15/2022	FORD MOTOR			6,474.99	6,474.99
41397	COMM	345329AC0	FM 0.37% MAT	Redemption	03/15/2022	FORD MOTOR		673,460.36		673,460.36
41402	COMM	254683CP8	DCENT 0.58% MAT	Interest	03/15/2022	Discover Card Execut			9,666.66	9,666.66
41402	COMM	254683CP8	DCENT 0.58% MAT	Redemption	03/15/2022	Discover Card Execut		378,581.19		378,581.19
41476	COMM	14044CAC6	COPAR 0.77% MAT	Interest	03/15/2022	Capital One Prime Au			8,983.32	8,983.32
41476	COMM	14044CAC6	COPAR 0.77% MAT	Redemption	03/15/2022	Capital One Prime Au		261,667.96		261,667.96
41521	COMM	89238JAC9	TAOT 0.71% MAT	Interest	03/15/2022	TOYOTA AUTO REC			6,804.17	6,804.17
41521	COMM	89238JAC9	TAOT 0.71% MAT	Redemption	03/15/2022	TOYOTA AUTO REC		234,220.97		234,220.97
41529	COMM	02582JJR2	AMXCA 0.9% MAT	Interest	03/15/2022	American Express			24,375.00	24,375.00
41529	COMM	02582JJR2	AMXCA 0.9% MAT	Redemption	03/15/2022	American Express		569,746.28		569,746.28
41612	COMM	14041NFY2	CAPITAL ONE MULTI	Interest	03/15/2022	Capital One Multi Ex			31,199.98	31,199.98
41612	COMM	14041NFY2	CAPITAL ONE MULTI	Redemption	03/15/2022	Capital One Multi Ex		629,085.82		629,085.82
41718	COMM	89190GAB3	TAOT 0.14% MAT	Interest	03/15/2022	TOYOTA AUTO REC			320.15	320.15
41718	COMM	89190GAB3	TAOT 0.14% MAT	Redemption	03/15/2022	TOYOTA AUTO REC		282,071.78		282,071.78
41766	COMM	44891WAC3	HALST 1.16% MAT	Interest	03/15/2022	Hyundai Auto Lease S			12,808.34	12,808.34
41766	COMM	44891WAC3	HALST 1.16% MAT	Redemption	03/15/2022	Hyundai Auto Lease S		376,678.41		376,678.41
41776	COMM	345286AC2	FORDO 1.29% MAT	Interest	03/15/2022	FORD CREDIT AUTO			12,900.00	12,900.00
41776	COMM	345286AC2	FORDO 1.29% MAT	Redemption	03/15/2022	FORD CREDIT AUTO		228,408.54		228,408.54
41797	COMM	89239KAC5	TAOT 1.23% MAT	Interest	03/15/2022	TOYOTA AUTO REC			13,325.00	13,325.00
41797	COMM	89239KAC5	TAOT 1.23% MAT	Redemption	03/15/2022	TOYOTA AUTO REC		247,742.61		247,742.61
41855	COMM	43815BAC4	HAROT 1.88% MAT	Interest	03/15/2022	HONDA AUTO			26,424.45	26,424.45
41855	COMM	43815BAC4	HAROT 1.88% MAT	Redemption	03/15/2022	HONDA AUTO		437,255.37		437,255.37
41856	COMM	65479QAC1	NAROT 1.86% MAT	Interest	03/15/2022	Nissan Auto Receivab			19,664.34	19,664.34
41856	COMM	65479QAC1	NAROT 1.86% MAT	Redemption	03/15/2022	Nissan Auto Receivab		304,347.97		304,347.97
<b>Totals for 03/15/2022</b>							<b>289,991,942.56</b>	<b>278,506,533.30</b>	<b>1,083,384.74</b>	<b>-10,402,024.52</b>
41909	COMM	16536JCH8	CHES DISC NOTE	Purchase	03/16/2022	CHESHAM FINANCE	74,999,854.17			-74,999,854.17
41910	COMM	47787JAC2	JDOT 2.32% MAT	Purchase	03/16/2022	JOHN DEERE	9,997,788.00			-9,997,788.00
41911	COMM	5148X1CH4	LANDES DISC NOTE	Purchase	03/16/2022	LANDES	124,999,756.95			-124,999,756.95
41912	COMM	63873KCH8	NATXNY DISC NOTE	Purchase	03/16/2022	Natixis NY Branch	49,999,930.56			-49,999,930.56
41649	COMM	15963UCG9	CHARFD DISC NOTE	Redemption	03/16/2022	Chariot Funding LLC		25,000,000.00		25,000,000.00
41905	COMM	16536JCG0	CHES DISC NOTE	Redemption	03/16/2022	CHESHAM FINANCE		75,000,000.00		75,000,000.00
41906	COMM	5148X1CG6	LANDES DISC NOTE	Redemption	03/16/2022	LANDES		125,000,000.00		125,000,000.00
41907	COMM	63873KCG0	NATXNY DISC NOTE	Redemption	03/16/2022	Natixis NY Branch		50,000,000.00		50,000,000.00
40592	COMM	3136G43H4	FEDERAL NATL MTG	Interest	03/16/2022	FNMA NOTES			23,370.00	23,370.00
<b>Totals for 03/16/2022</b>							<b>259,997,329.68</b>	<b>275,000,000.00</b>	<b>23,370.00</b>	<b>15,026,040.32</b>

**SANTA CLARA COUNTY INVESTMENTS**  
**Transaction Activity Report**  
 Sorted by Transaction Date - Transaction Date

Investment #	Fund	CUSIP	Inv Descrip	TransactionType	TransactionDate	Issuer	New Principal	Principal Paydowns	Interest	Total Cash
41913	COMM	16536JCJ4	CHES DISC NOTE	Purchase	03/17/2022	CHESHAM FINANCE	74,999,333.34			-74,999,333.34
41914	COMM	3133ENRZ5	FEDERAL FARM CR	Purchase	03/17/2022	FFCB NOTES	14,933,100.00			-14,933,100.00
41915	COMM	5148X1CJ0	LANDES DISC NOTE	Purchase	03/17/2022	LANDES	124,998,888.90			-124,998,888.90
41916	COMM	63873KCJ4	NATXNY DISC NOTE	Purchase	03/17/2022	Natixis NY Branch	49,999,583.33			-49,999,583.33
41909	COMM	16536JCH8	CHES DISC NOTE	Redemption	03/17/2022	CHESHAM FINANCE		75,000,000.00		75,000,000.00
41911	COMM	5148X1CH4	LANDES DISC NOTE	Redemption	03/17/2022	LANDES		125,000,000.00		125,000,000.00
41912	COMM	63873KCH8	NATXNY DISC NOTE	Redemption	03/17/2022	Natixis NY Branch		50,000,000.00		50,000,000.00
41379	COMM	931142ER0	WALMART INC, NT	Interest	03/17/2022	WALMART			52,500.00	52,500.00
<b>Totals for 03/17/2022</b>							<b>264,930,905.57</b>	<b>250,000,000.00</b>	<b>52,500.00</b>	<b>-14,878,405.57</b>
41919	COMM	02589BAA8	AMXCA 2.21% MAT	Purchase	03/18/2022	American Express	19,498,997.70			-19,498,997.70
41920	COMM	16536JCM7	CHES DISC NOTE	Purchase	03/18/2022	CHESHAM FINANCE	74,998,000.00			-74,998,000.00
41921	COMM	5148X1CM3	LANDES DISC NOTE	Purchase	03/18/2022	LANDES	124,996,666.67			-124,996,666.67
41922	COMM	63873KCM7	NATXNY DISC NOTE	Purchase	03/18/2022	Natixis NY Branch	49,998,750.00			-49,998,750.00
41618	COMM	82124MCJ7	SHEF DISC NOTE	Redemption	03/18/2022	SHEFFIELD		30,000,000.00		30,000,000.00
41913	COMM	16536JCJ4	CHES DISC NOTE	Redemption	03/18/2022	CHESHAM FINANCE		75,000,000.00		75,000,000.00
41915	COMM	5148X1CJ0	LANDES DISC NOTE	Redemption	03/18/2022	LANDES		125,000,000.00		125,000,000.00
41916	COMM	63873KCJ4	NATXNY DISC NOTE	Redemption	03/18/2022	Natixis NY Branch		50,000,000.00		50,000,000.00
41015	COMM	3133EMTW2	FEDERAL FARM CR	Interest	03/18/2022	FFCB NOTES			24,600.00	24,600.00
39269	COMM	43814WAC9	HAROT 2.83% MAT	Interest	03/18/2022	HONDA AUTO			4,805.91	4,805.91
39269	COMM	43814WAC9	HAROT 2.83% MAT	Redemption	03/18/2022	HONDA AUTO		539,256.63		539,256.63
41321	COMM	43815EAC8	HAROT 0.41% MAT	Interest	03/18/2022	HONDA AUTO			6,150.01	6,150.01
41321	COMM	43815EAC8	HAROT 0.41% MAT	Redemption	03/18/2022	HONDA AUTO		417,664.91		417,664.91
<b>Totals for 03/18/2022</b>							<b>269,492,414.37</b>	<b>280,956,921.54</b>	<b>35,555.92</b>	<b>11,500,063.09</b>
41923	COMM	16536JCN5	CHES DISC NOTE	Purchase	03/21/2022	CHESHAM FINANCE	74,999,333.34			-74,999,333.34
41924	COMM	5148X1CN1	LANDES DISC NOTE	Purchase	03/21/2022	LANDES	124,998,888.90			-124,998,888.90
41926	COMM	57629WDG2	MASSMU 2.8% MAT	Purchase	03/21/2022	MASSMUTUAL	19,992,000.00			-19,992,000.00
41925	COMM	63873KCN5	NATXNY DISC NOTE	Purchase	03/21/2022	Natixis NY Branch	49,999,583.33			-49,999,583.33
39913	COMM	92867XAD8	VWALT 1.99% MAT	Redemption	03/21/2022	Volkswagen Auto		0.01		0.01
41920	COMM	16536JCM7	CHES DISC NOTE	Redemption	03/21/2022	CHESHAM FINANCE		75,000,000.00		75,000,000.00
41921	COMM	5148X1CM3	LANDES DISC NOTE	Redemption	03/21/2022	LANDES		125,000,000.00		125,000,000.00
41922	COMM	63873KCM7	NATXNY DISC NOTE	Redemption	03/21/2022	Natixis NY Branch		50,000,000.00		50,000,000.00
39367	COMM	459058GQ0	IBRD 2.5% MAT	Interest	03/21/2022	INTL BANK RECON &			62,500.00	62,500.00
40403	COMM	30231GBH4	XOM 2.992% MAT	Interest	03/21/2022	EXXON MOBIL			224,400.00	224,400.00
39582	COMM	43815MAC0	HAROT 2.52% MAT	Interest	03/21/2022	HONDA AUTO			9,435.68	9,435.68
39582	COMM	43815MAC0	HAROT 2.52% MAT	Redemption	03/21/2022	HONDA AUTO		742,057.45		742,057.45
39612	COMM	92349GAA9	VERIZON OWNER	Interest	03/21/2022	VERIZON OWNER			22,389.19	22,389.19
39612	COMM	92349GAA9	VERIZON OWNER	Redemption	03/21/2022	VERIZON OWNER		1,874,554.01		1,874,554.01
39913	COMM	92867XAD8	VWALT 1.99% MAT	Interest	03/21/2022	Volkswagen Auto			1,394.55	1,394.55
39913	COMM	92867XAD8	VWALT 1.99% MAT	Redemption	03/21/2022	Volkswagen Auto		840,933.46		840,933.46

**SANTA CLARA COUNTY INVESTMENTS**  
**Transaction Activity Report**  
 Sorted by Transaction Date - Transaction Date

Investment #	Fund	CUSIP	Inv Descrip	TransactionType	TransactionDate	Issuer	New Principal	Principal Paydowns	Interest	Total Cash
39913	COMM	92867XAD8	VWALT 1.99% MAT	Interest	03/21/2022	Volkswagen Auto				0.00
39913	COMM	92867XAD8	VWALT 1.99% MAT	Redemption	03/21/2022	Volkswagen Auto				0.00
39920	COMM	92348AAA3	VZOT 1.94% MAT	Interest	03/21/2022	VERIZON OWNER			23,625.26	23,625.26
39920	COMM	92348AAA3	VZOT 1.94% MAT	Redemption	03/21/2022	VERIZON OWNER		1,647,514.99		1,647,514.99
40341	COMM	36259KAD9	GMALT 1.67% MAT	Interest	03/21/2022	GM Fin'cl Auto Leasi			1,356.11	1,356.11
40341	COMM	36259KAD9	GMALT 1.67% MAT	Redemption	03/21/2022	GM Fin'cl Auto Leasi		557,351.36		557,351.36
40346	COMM	43813RAC1	HAROT 1.61% MAT	Interest	03/21/2022	HONDA AUTO			16,441.26	16,441.26
40346	COMM	43813RAC1	HAROT 1.61% MAT	Redemption	03/21/2022	HONDA AUTO		965,888.40		965,888.40
40512	COMM	36259PAD8	GMALT 0.8% MAT	Interest	03/21/2022	GM Fin'cl Auto Leasi			816.92	816.92
40512	COMM	36259PAD8	GMALT 0.8% MAT	Redemption	03/21/2022	GM Fin'cl Auto Leasi		187,978.54		187,978.54
40549	COMM	92290BAA9	VERIZON OWNER	Interest	03/21/2022	VERIZON OWNER			11,456.26	11,456.26
40549	COMM	92290BAA9	VERIZON OWNER	Redemption	03/21/2022	VERIZON OWNER		898,433.29		898,433.29
40623	COMM	362569AC9	GMALT 0.45% MAT	Interest	03/21/2022	GM Fin'cl Auto Leasi			2,889.42	2,889.42
40623	COMM	362569AC9	GMALT 0.45% MAT	Redemption	03/21/2022	GM Fin'cl Auto Leasi		661,543.61		661,543.61
40712	COMM	92348CAA9	VZOT 0.41% MAT	Interest	03/21/2022	VERIZON OWNER			7,004.17	7,004.17
40712	COMM	92348CAA9	VZOT 0.41% MAT	Redemption	03/21/2022	VERIZON OWNER		576,214.73		576,214.73
40801	COMM	92868VAC3	VWALT 0.39% MAT	Interest	03/21/2022	Volkswagen Auto			2,437.50	2,437.50
40801	COMM	92868VAC3	VWALT 0.39% MAT	Redemption	03/21/2022	Volkswagen Auto		330,728.08		330,728.08
40964	COMM	36261RAC2	GMALT 0.26% MAT	Interest	03/21/2022	GM Fin'cl Auto Leasi			1,787.51	1,787.51
40964	COMM	36261RAC2	GMALT 0.26% MAT	Redemption	03/21/2022	GM Fin'cl Auto Leasi		360,197.05		360,197.05
40965	COMM	43813GAC5	HAROT 0.27% MAT	Interest	03/21/2022	HONDA AUTO			2,643.75	2,643.75
40965	COMM	43813GAC5	HAROT 0.27% MAT	Redemption	03/21/2022	HONDA AUTO		333,010.82		333,010.82
41089	COMM	89238EAC0	TLOT 0.39% MAT	Interest	03/21/2022	Toyota Lease Owner			4,225.00	4,225.00
41089	COMM	89238EAC0	TLOT 0.39% MAT	Redemption	03/21/2022	Toyota Lease Owner		502,580.75		502,580.75
41207	COMM	80286DAC2	SRT 0.51% MAT	Interest	03/21/2022	Santander Retail Aut			6,566.25	6,566.25
41207	COMM	80286DAC2	SRT 0.51% MAT	Redemption	03/21/2022	Santander Retail Aut		534,360.04		534,360.04
41391	COMM	80286CAC4	SRT 0.5% MAT	Interest	03/21/2022	Santander Retail Aut			3,125.00	3,125.00
41391	COMM	80286CAC4	SRT 0.5% MAT	Redemption	03/21/2022	Santander Retail Aut		208,515.78		208,515.78
41554	COMM	43815GAC3	HAROT 0.88% MAT	Interest	03/21/2022	HONDA AUTO			10,266.66	10,266.66
41554	COMM	43815GAC3	HAROT 0.88% MAT	Redemption	03/21/2022	HONDA AUTO		301,985.78		301,985.78
41717	COMM	43815MAD8	HAROT 2.54% MAT	Interest	03/21/2022	HONDA AUTO			7,450.67	7,450.67
41717	COMM	43815MAD8	HAROT 2.54% MAT	Redemption	03/21/2022	HONDA AUTO		110,931.78		110,931.78
41780	COMM	92348KAL7	VZMT 1.04% MAT	Interest	03/21/2022	VERIZON MASTER			18,200.01	18,200.01
41780	COMM	92348KAL7	VZMT 1.04% MAT	Redemption	03/21/2022	VERIZON MASTER		353,951.87		353,951.87
41867	COMM	89238LAC4	TLOT 1.96% MAT	Interest	03/21/2022	Toyota Lease Owner			20,688.89	20,688.89
41867	COMM	89238LAC4	TLOT 1.96% MAT	Redemption	03/21/2022	Toyota Lease Owner		515,846.75		515,846.75
<b>Totals for 03/21/2022</b>							<b>269,989,805.57</b>	<b>262,504,578.55</b>	<b>461,100.06</b>	<b>-7,024,126.96</b>
41927	COMM	16536JCP0	CHES DISC NOTE	Purchase	03/22/2022	CHESHAM FINANCE	74,999,333.34			-74,999,333.34
41928	COMM	5148X1CP6	LANDES DISC NOTE	Purchase	03/22/2022	LANDES	124,998,888.90			-124,998,888.90
41929	COMM	63873KCP0	NATXNY DISC NOTE	Purchase	03/22/2022	Natixis NY Branch	49,999,583.33			-49,999,583.33

**SANTA CLARA COUNTY INVESTMENTS**  
**Transaction Activity Report**  
 Sorted by Transaction Date - Transaction Date

Investment #	Fund	CUSIP	Inv Descrip	TransactionType	TransactionDate	Issuer	New Principal	Principal Paydowns	Interest	Total Cash
41923	COMM	16536JCN5	CHES DISC NOTE	Redemption	03/22/2022	CHESHAM FINANCE		75,000,000.00		75,000,000.00
41924	COMM	5148X1CN1	LANDES DISC NOTE	Redemption	03/22/2022	LANDES		125,000,000.00		125,000,000.00
41925	COMM	63873KCN5	NATXNY DISC NOTE	Redemption	03/22/2022	Natixis NY Branch		50,000,000.00		50,000,000.00
40864	COMM	3133EMLE0	FEDERAL FARM CR	Interest	03/22/2022	FFCB NOTES			19,000.00	19,000.00
<b>Totals for 03/22/2022</b>							<b>249,997,805.57</b>	<b>250,000,000.00</b>	<b>19,000.00</b>	<b>21,194.43</b>
41930	COMM	16536JQC8	CHES DISC NOTE	Purchase	03/23/2022	CHESHAM FINANCE	74,999,333.34			-74,999,333.34
41933	COMM	3130AMU67	FEDERAL HOME	Purchase	03/23/2022	FHLB NOTES	14,372,766.67			-14,372,766.67
41934	COMM	3130AMU67	FEDERAL HOME	Purchase	03/23/2022	FHLB NOTES	14,375,466.67			-14,375,466.67
41931	COMM	5148X1CQ4	LANDES DISC NOTE	Purchase	03/23/2022	LANDES	124,998,888.90			-124,998,888.90
41932	COMM	63873KQC8	NATXNY DISC NOTE	Purchase	03/23/2022	Natixis NY Branch	49,999,583.33			-49,999,583.33
41927	COMM	16536JCP0	CHES DISC NOTE	Redemption	03/23/2022	CHESHAM FINANCE		75,000,000.00		75,000,000.00
41928	COMM	5148X1CP6	LANDES DISC NOTE	Redemption	03/23/2022	LANDES		125,000,000.00		125,000,000.00
41929	COMM	63873KCP0	NATXNY DISC NOTE	Redemption	03/23/2022	Natixis NY Branch		50,000,000.00		50,000,000.00
40600	COMM	459058JJ3	IBRD FLOAT MAT	Interest	03/23/2022	INTL BANK RECON &			39,600.00	39,600.00
40612	COMM	3137EAEX3	FEDERAL HOME LN	Interest	03/23/2022	FHLMC NOTES			18,750.00	18,750.00
41330	COMM	6944PL2C2	PACLIF 0.5% MAT	Interest	03/23/2022	PACIFIC LIFE			100,000.00	100,000.00
<b>Totals for 03/23/2022</b>							<b>278,746,038.91</b>	<b>250,000,000.00</b>	<b>158,350.00</b>	<b>-28,587,688.91</b>
41935	COMM	16536JCR6	CHES DISC NOTE	Purchase	03/24/2022	CHESHAM FINANCE	74,999,333.34			-74,999,333.34
41936	COMM	5148X1CR2	LANDES DISC NOTE	Purchase	03/24/2022	LANDES	124,998,888.90			-124,998,888.90
41937	COMM	63873KCR6	NATXNY DISC NOTE	Purchase	03/24/2022	Natixis NY Branch	49,999,583.33			-49,999,583.33
41930	COMM	16536JQC8	CHES DISC NOTE	Redemption	03/24/2022	CHESHAM FINANCE		75,000,000.00		75,000,000.00
41931	COMM	5148X1CQ4	LANDES DISC NOTE	Redemption	03/24/2022	LANDES		125,000,000.00		125,000,000.00
41932	COMM	63873KQC8	NATXNY DISC NOTE	Redemption	03/24/2022	Natixis NY Branch		50,000,000.00		50,000,000.00
40611	COMM	3136G43C5	FEDERAL NATL MTG	Interest	03/24/2022	FNMA NOTES			15,000.00	15,000.00
<b>Totals for 03/24/2022</b>							<b>249,997,805.57</b>	<b>250,000,000.00</b>	<b>15,000.00</b>	<b>17,194.43</b>
41938	COMM	16536JCU9	CHES DISC NOTE	Purchase	03/25/2022	CHESHAM FINANCE	74,998,000.00			-74,998,000.00
41941	COMM	3130ARHG9	FEDERAL HOME	Purchase	03/25/2022	FHLB NOTES	24,971,500.00			-24,971,500.00
41939	COMM	5148X1CU5	LANDES DISC NOTE	Purchase	03/25/2022	LANDES	124,996,666.67			-124,996,666.67
41940	COMM	63873KCU9	NATXNY DISC NOTE	Purchase	03/25/2022	Natixis NY Branch	49,998,750.00			-49,998,750.00
41935	COMM	16536JCR6	CHES DISC NOTE	Redemption	03/25/2022	CHESHAM FINANCE		75,000,000.00		75,000,000.00
41936	COMM	5148X1CR2	LANDES DISC NOTE	Redemption	03/25/2022	LANDES		125,000,000.00		125,000,000.00
41937	COMM	63873KCR6	NATXNY DISC NOTE	Redemption	03/25/2022	Natixis NY Branch		50,000,000.00		50,000,000.00
40614	COMM	31422BR36	FAMCA FRN MAT	Interest	03/25/2022	FARMER MAC			20,115.28	20,115.28
38387	COMM	3137AYCE9		Interest	03/25/2022	FHLMC Multi-Family			44,147.46	44,147.46
38387	COMM	3137AYCE9		Redemption	03/25/2022	FHLMC Multi-Family		56,460.40		56,460.40
38391	COMM	3137AYCE9		Interest	03/25/2022	FHLMC Multi-Family			16,555.30	16,555.30
38391	COMM	3137AYCE9		Redemption	03/25/2022	FHLMC Multi-Family		21,172.65		21,172.65
38465	COMM	3137AWQH1	FHLMCM 2.307%	Interest	03/25/2022	FHLMC Multi-Family			10,727.55	10,727.55
38465	COMM	3137AWQH1	FHLMCM 2.307%	Redemption	03/25/2022	FHLMC Multi-Family		799,686.25		799,686.25

Portfolio SCL2

AP



**SANTA CLARA COUNTY INVESTMENTS**  
**Transaction Activity Report**  
 Sorted by Transaction Date - Transaction Date

Investment #	Fund	CUSIP	Inv Descrip	TransactionType	TransactionDate	Issuer	New Principal	Principal Paydowns	Interest	Total Cash
38643	COMM	3137B36J2	FHLMCM 3.32% MAT	Interest	03/25/2022	FHLMC Multi-Family			53,388.84	53,388.84
38643	COMM	3137B36J2	FHLMCM 3.32% MAT	Redemption	03/25/2022	FHLMC Multi-Family		54,962.80		54,962.80
38666	COMM	3137AYCE9		Interest	03/25/2022	FHLMC Multi-Family			25,925.60	25,925.60
38666	COMM	3137AYCE9		Redemption	03/25/2022	FHLMC Multi-Family		33,156.37		33,156.37
38744	COMM	3137AYCE9		Interest	03/25/2022	FHLMC Multi-Family			44,147.46	44,147.46
38744	COMM	3137AYCE9		Redemption	03/25/2022	FHLMC Multi-Family		56,460.40		56,460.40
38854	COMM	3137B4WB8	FHLMCM 3.06% MAT	Interest	03/25/2022	FHLMC Multi-Family			12,176.25	12,176.25
38854	COMM	3137B4WB8	FHLMCM 3.06% MAT	Redemption	03/25/2022	FHLMC Multi-Family		282,399.46		282,399.46
38864	COMM	3137B5JM6	FHLMCM 3.531%	Interest	03/25/2022	FHLMC Multi-Family			29,425.00	29,425.00
38864	COMM	3137B5JM6	FHLMCM 3.531%	Redemption	03/25/2022	FHLMC Multi-Family		598,459.59		598,459.59
38945	COMM	3137B3NA2	FHLMC REMIC	Interest	03/25/2022	FHLMC Multi-Family			28,468.59	28,468.59
38945	COMM	3137B3NA2	FHLMC REMIC	Redemption	03/25/2022	FHLMC Multi-Family		30,622.71		30,622.71
39026	COMM	3137B5KW2	FHLMCM 3.458%	Interest	03/25/2022	FHLMC Multi-Family			28,816.67	28,816.67
39026	COMM	3137B5KW2	FHLMCM 3.458%	Redemption	03/25/2022	FHLMC Multi-Family		566,766.67		566,766.67
39295	COMM	3137B04Y7	FHLMCM 2.615%	Interest	03/25/2022	FHLMC Multi-Family			58,837.51	58,837.51
39295	COMM	3137B04Y7	FHLMCM 2.615%	Redemption	03/25/2022	FHLMC Multi-Family		2,329,285.40		2,329,285.40
39319	COMM	3138LGKH8	FNMAM 2.47% MAT	Interest	03/25/2022	FNMA Multi-Family			48,027.78	48,027.78
39319	COMM	3138LGKH8	FNMAM 2.47% MAT	Redemption	03/25/2022	FNMA Multi-Family		1,167,133.13		1,167,133.13
39457	COMM	3138EKX67	FNMAM 2.537% MAT	Interest	03/25/2022	FNMA Multi-Family			9,397.56	9,397.56
39457	COMM	3138EKX67	FNMAM 2.537% MAT	Redemption	03/25/2022	FNMA Multi-Family		13,478.35		13,478.35
39587	COMM	3138LEYD7	FNMAM 1.97% MAT	Interest	03/25/2022	FNMA Multi-Family			27,413.78	27,413.78
39587	COMM	3138LEYD7	FNMAM 1.97% MAT	Redemption	03/25/2022	FNMA Multi-Family		37,780.14		37,780.14
39609	COMM	3138LGFF8	FNMAM 2.15% MAT	Interest	03/25/2022	FNMA Multi-Family			8,361.11	8,361.11
39609	COMM	3138LGFF8	FNMAM 2.15% MAT	Redemption	03/25/2022	FNMA Multi-Family		236,660.55		236,660.55
39632	COMM	3138L2BU0	FNMAM 2.31% MAT	Interest	03/25/2022	FNMA Multi-Family			11,540.27	11,540.27
39632	COMM	3138L2BU0	FNMAM 2.31% MAT	Redemption	03/25/2022	FNMA Multi-Family		15,984.75		15,984.75
39654	COMM	3137BP4J5	FNMAM 2.446% MAT	Interest	03/25/2022	FHLMC Multi-Family			30,589.79	30,589.79
39654	COMM	3137BP4J5	FNMAM 2.446% MAT	Redemption	03/25/2022	FHLMC Multi-Family		322,432.64		322,432.64
39734	COMM	3138LOU90	FNMAM 2.59% MAT	Interest	03/25/2022	FNMA Multi-Family			10,072.22	10,072.22
39734	COMM	3138LOU90	FNMAM 2.59% MAT	Redemption	03/25/2022	FNMA Multi-Family		744,315.98		744,315.98
39844	COMM	3138LORM5	FNMAM 2.135% MAT	Interest	03/25/2022	FNMA Multi-Family			13,714.12	13,714.12
39844	COMM	3138LORM5	FNMAM 2.135% MAT	Redemption	03/25/2022	FNMA Multi-Family		24,441.87		24,441.87
39861	COMM	05588CAC6	BMWOT 1.92% MAT	Interest	03/25/2022	BMW VEHICLE			8,753.00	8,753.00
39861	COMM	05588CAC6	BMWOT 1.92% MAT	Redemption	03/25/2022	BMW VEHICLE		733,339.99		733,339.99
40056	COMM	3136A9MN5	FNMAM 2.301% MAT	Interest	03/25/2022	FNMA Multi-Family			8,045.97	8,045.97
40056	COMM	3136A9MN5	FNMAM 2.301% MAT	Redemption	03/25/2022	FNMA Multi-Family		60,912.11		60,912.11
40293	COMM	3138LORC7	FNMAM 2.35% MAT	Interest	03/25/2022	FNMA Multi-Family			11,691.64	11,691.64
40293	COMM	3138LORC7	FNMAM 2.35% MAT	Redemption	03/25/2022	FNMA Multi-Family		16,113.15		16,113.15
40385	COMM	3137BUWM6	FHLMCM 2.932%	Interest	03/25/2022	FHLMC Multi-Family			15,625.84	15,625.84
40385	COMM	3137BUWM6	FHLMCM 2.932%	Redemption	03/25/2022	FHLMC Multi-Family		284,917.14		284,917.14

**SANTA CLARA COUNTY INVESTMENTS**  
**Transaction Activity Report**  
 Sorted by Transaction Date - Transaction Date

Investment #	Fund	CUSIP	Inv Descrip	TransactionType	TransactionDate	Issuer	New Principal	Principal Paydowns	Interest	Total Cash
40390	COMM	3137BHXY1	FHLMCM 2.811%	Interest	03/25/2022	FHLMC Multi-Family			24,807.08	24,807.08
40390	COMM	3137BHXY1	FHLMCM 2.811%	Redemption	03/25/2022	FHLMC Multi-Family		358,764.98		358,764.98
40511	COMM	3136AXVB8	FNMAM 2.646% MAT	Interest	03/25/2022	FNMA Multi-Family			33,501.45	33,501.45
40511	COMM	3136AXVB8	FNMAM 2.646% MAT	Redemption	03/25/2022	FNMA Multi-Family		14,604.62		14,604.62
40517	COMM	3138LORM5A	FNMAM 2.135% MAT	Interest	03/25/2022	FNMA Multi-Family			1,410.97	1,410.97
40517	COMM	3138LORM5A	FNMAM 2.135% MAT	Redemption	03/25/2022	FNMA Multi-Family		2,514.69		2,514.69
40526	COMM	3137BSP64	FHLMCM 2.34% MAT	Interest	03/25/2022	FHLMC Multi-Family			28,729.86	28,729.86
40526	COMM	3137BSP64	FHLMCM 2.34% MAT	Redemption	03/25/2022	FHLMC Multi-Family		241,369.00		241,369.00
40530	COMM	09661RAD3	BMWOT 0.48% MAT	Interest	03/25/2022	BMW VEHICLE			2,657.92	2,657.92
40530	COMM	09661RAD3	BMWOT 0.48% MAT	Redemption	03/25/2022	BMW VEHICLE		497,945.33		497,945.33
40539	COMM	3137BKGH7	FHLMCM 2.712%	Interest	03/25/2022	FHLMC Multi-Family			8,797.90	8,797.90
40539	COMM	3137BKGH7	FHLMCM 2.712%	Redemption	03/25/2022	FHLMC Multi-Family		138,209.05		138,209.05
40540	COMM	3137FUZN7	FHLMCM 0.526%	Interest	03/25/2022	FHLMC Multi-Family			1,278.70	1,278.70
40540	COMM	3137FUZN7	FHLMCM 0.526%	Redemption	03/25/2022	FHLMC Multi-Family		81,471.76		81,471.76
40541	COMM	3138L7CU8	FNMAM 2.95% MAT	Interest	03/25/2022	FNMA Multi-Family			44,154.55	44,154.55
40541	COMM	3138L7CU8	FNMAM 2.95% MAT	Redemption	03/25/2022	FNMA Multi-Family		45,194.24		45,194.24
40630	COMM	3138LJWY2	FHLMCM 2.8% MAT	Interest	03/25/2022	FHLMC Multi-Family			28,327.55	28,327.55
40630	COMM	3138LJWY2	FHLMCM 2.8% MAT	Redemption	03/25/2022	FHLMC Multi-Family		27,013.72		27,013.72
40638	COMM	3137BYLE8	FHLMCM 2.7% MAT	Interest	03/25/2022	FHLMC Multi-Family			14,962.50	14,962.50
40638	COMM	3137BYLE8	FHLMCM 2.7% MAT	Redemption	03/25/2022	FHLMC Multi-Family		189,297.62		189,297.62
40743	COMM	3136AY6S7	FNMAM FRN MAT	Interest	03/25/2022	FNMA Multi-Family			38,806.29	38,806.29
40743	COMM	3136AY6S7	FNMAM FRN MAT	Redemption	03/25/2022	FNMA Multi-Family		15,686.25		15,686.25
40784	COMM	3137F72W4	FHLMCM 0.39025%	Interest	03/25/2022	FHLMC Multi-Family			2,338.49	2,338.49
40784	COMM	3137F72W4	FHLMCM 0.39025%	Redemption	03/25/2022	FHLMC Multi-Family		11,058.71		11,058.71
40812	COMM	3132XFFH6	FHLMCM 0.77% MAT	Interest	03/25/2022	FHLMC Multi-Family			26,950.00	26,950.00
40812	COMM	3132XFFH6	FHLMCM 0.77% MAT	Redemption	03/25/2022	FHLMC Multi-Family		1,128,432.41		1,128,432.41
40905	COMM	3138LEC33	FNMAM 2.38% MAT	Interest	03/25/2022	FNMA Multi-Family			18,331.09	18,331.09
40905	COMM	3138LEC33	FNMAM 2.38% MAT	Redemption	03/25/2022	FNMA Multi-Family		17,030.30		17,030.30
40976	COMM	3137FATE8	FHLMCM 2.982%	Interest	03/25/2022	FHLMC Multi-Family			74,550.00	74,550.00
40976	COMM	3137FATE8	FHLMCM 2.982%	Redemption	03/25/2022	FHLMC Multi-Family		1,168,639.36		1,168,639.36
40983	COMM	3137FF3W5	FHLMCM 0.602%	Interest	03/25/2022	FHLMC Multi-Family			2,089.77	2,089.77
40983	COMM	3137FF3W5	FHLMCM 0.602%	Redemption	03/25/2022	FHLMC Multi-Family		14,172.94		14,172.94
40990	COMM	05591RAC8	BMWLT 0.29% MAT	Interest	03/25/2022	BMW VEHICLE			2,924.17	2,924.17
40990	COMM	05591RAC8	BMWLT 0.29% MAT	Redemption	03/25/2022	BMW VEHICLE		548,081.68		548,081.68
41026	COMM	3137BVYN0	FHLMCM 3.035%	Interest	03/25/2022	FHLMC Multi-Family			24,901.18	24,901.18
41026	COMM	3137BVYN0	FHLMCM 3.035%	Redemption	03/25/2022	FHLMC Multi-Family		16,064.18		16,064.18
41131	COMM	3137BYLE8	FHLMCM 2.7% MAT	Interest	03/25/2022	FHLMC Multi-Family			11,250.00	11,250.00
41131	COMM	3137BYLE8	FHLMCM 2.7% MAT	Redemption	03/25/2022	FHLMC Multi-Family		141,516.17		141,516.17
41133	COMM	3137FYZG4	FHLMCM 0.861%	Interest	03/25/2022	FHLMC Multi-Family			5,017.36	5,017.36
41133	COMM	3137FYZG4	FHLMCM 0.861%	Redemption	03/25/2022	FHLMC Multi-Family		907.06		907.06

**SANTA CLARA COUNTY INVESTMENTS**  
**Transaction Activity Report**  
 Sorted by Transaction Date - Transaction Date

Investment #	Fund	CUSIP	Inv Descrip	TransactionType	TransactionDate	Issuer	New Principal	Principal Paydowns	Interest	Total Cash
41164	COMM	3137FPJ55	FHLMCM 2.606%	Interest	03/25/2022	FHLMC Multi-Family			44,910.07	44,910.07
41164	COMM	3137FPJ55	FHLMCM 2.606%	Redemption	03/25/2022	FHLMC Multi-Family		423,354.31		423,354.31
41192	COMM	3137FBAB2	FHLMCM 3.038%	Interest	03/25/2022	FHLMC Multi-Family			25,316.67	25,316.67
41192	COMM	3137FBAB2	FHLMCM 3.038%	Redemption	03/25/2022	FHLMC Multi-Family		203,600.09		203,600.09
41200	COMM	3140HWXG2	FNMAM 2.47% MAT	Interest	03/25/2022	FNMA Multi-Family			9,241.82	9,241.82
41200	COMM	3140HWXG2	FNMAM 2.47% MAT	Redemption	03/25/2022	FNMA Multi-Family		8,938.80		8,938.80
41222	COMM	3137H14A1	FHLMCM 0.854%	Interest	03/25/2022	FHLMC Multi-Family			13,770.76	13,770.76
41222	COMM	3137H14A1	FHLMCM 0.854%	Redemption	03/25/2022	FHLMC Multi-Family		290,885.60		290,885.60
41228	COMM	3136AUG21	FNMAM 2.49552%	Interest	03/25/2022	FNMA Multi-Family			46,285.54	46,285.54
41228	COMM	3136AUG21	FNMAM 2.49552%	Redemption	03/25/2022	FNMA Multi-Family		109,754.50		109,754.50
41319	COMM	3132XFD47	FHLMCM 2.1% MAT	Interest	03/25/2022	FHLMC Multi-Family			24,500.00	24,500.00
41319	COMM	3132XFD47	FHLMCM 2.1% MAT	Redemption	03/25/2022	FHLMC Multi-Family		328,082.74		328,082.74
41368	COMM	09690AAD5	BMWLT 0.43% MAT	Interest	03/25/2022	BMW VEHICLE			9,316.66	9,316.66
41368	COMM	09690AAD5	BMWLT 0.43% MAT	Redemption	03/25/2022	BMW VEHICLE		743,097.63		743,097.63
41491	COMM	3138LNKZ3	FNMAM 3.44% MAT	Interest	03/25/2022	FNMA Multi-Family			7,043.20	7,043.20
41491	COMM	3138LNKZ3	FNMAM 3.44% MAT	Redemption	03/25/2022	FNMA Multi-Family		4,380.24		4,380.24
41524	COMM	3133LJAN1	FHLM 1.5% MAT	Interest	03/25/2022	FHLMC Single Family			19,139.27	19,139.27
41524	COMM	3133LJAN1	FHLM 1.5% MAT	Redemption	03/25/2022	FHLMC Single Family		228,271.66		228,271.66
41525	COMM	3140QMQJ6	FNMAP 1.5% MAT	Interest	03/25/2022	FNMA Single Family			18,192.69	18,192.69
41525	COMM	3140QMQJ6	FNMAP 1.5% MAT	Redemption	03/25/2022	FNMA Single Family		141,945.75		141,945.75
41526	COMM	3140XDHF6	FNMAP 1.5% MAT	Interest	03/25/2022	FNMA Single Family			31,385.82	31,385.82
41526	COMM	3140XDHF6	FNMAP 1.5% MAT	Redemption	03/25/2022	FNMA Single Family		398,118.28		398,118.28
41675	COMM	3133LPUA3	FHLMC 1.5% MAT	Interest	03/25/2022	FHLMC Single Family			26,950.89	26,950.89
41675	COMM	3133LPUA3	FHLMC 1.5% MAT	Redemption	03/25/2022	FHLMC Single Family		241,461.22		241,461.22
41676	COMM	31418EAD2	FNMAP 1.5% MAT	Interest	03/25/2022	FNMA Single Family			24,180.59	24,180.59
41676	COMM	31418EAD2	FNMAP 1.5% MAT	Redemption	03/25/2022	FNMA Single Family		192,483.60		192,483.60
41765	COMM	05601XAC3	BMWLT 1.1% MAT	Interest	03/25/2022	BMW VEHICLE			14,895.84	14,895.84
41765	COMM	05601XAC3	BMWLT 1.1% MAT	Redemption	03/25/2022	BMW VEHICLE		437,201.61		437,201.61
41791	COMM	3137FQ3Y7	FHLMCM 2.19% MAT	Interest	03/25/2022	FHLMC Multi-Family			36,025.03	36,025.03
41791	COMM	3137FQ3Y7	FHLMCM 2.19% MAT	Redemption	03/25/2022	FHLMC Multi-Family		59,822.49		59,822.49
41803	COMM	3137BEVH4	FHLMC REMIC	Interest	03/25/2022	FHLMC Multi-Family			34,705.70	34,705.70
41803	COMM	3137BEVH4	FHLMC REMIC	Redemption	03/25/2022	FHLMC Multi-Family		467,915.36		467,915.36
41803	COMM	3137BEVH4	FHLMC REMIC	Interest	03/25/2022	FHLMC Multi-Family			-1,156.86	-1,156.86
41803	COMM	3137BEVH4	FHLMC REMIC	Redemption	03/25/2022	FHLMC Multi-Family				0.00
41854	COMM	3138LDLP6	FNMAM 2.75% MAT	Interest	03/25/2022	FNMA Multi-Family			23,192.33	23,192.33
41854	COMM	3138LDLP6	FNMAM 2.75% MAT	Redemption	03/25/2022	FNMA Multi-Family		19,013.94		19,013.94
41854	COMM	3138LDLP6	FNMAM 2.75% MAT	Interest	03/25/2022	FNMA Multi-Family			-18,222.55	-18,222.55
41854	COMM	3138LDLP6	FNMAM 2.75% MAT	Redemption	03/25/2022	FNMA Multi-Family				0.00
<b>Totals for 03/25/2022</b>							<b>274,964,916.67</b>	<b>267,443,244.39</b>	<b>1,361,424.89</b>	<b>-6,160,247.39</b>

**SANTA CLARA COUNTY INVESTMENTS**  
**Transaction Activity Report**  
 Sorted by Transaction Date - Transaction Date

Investment #	Fund	CUSIP	Inv Descrip	TransactionType	TransactionDate	Issuer	New Principal	Principal Paydowns	Interest	Total Cash
41942	COMM	16536JCV7	CHES DISC NOTE	Purchase	03/28/2022	CHESHAM FINANCE	74,999,333.34			-74,999,333.34
41943	COMM	17327BKU8	CITIGR ZERO CPN	Purchase	03/28/2022	CITIGROUP GLOBAL	79,191,555.55			-79,191,555.55
41944	COMM	5148X1CV3	LANDES DISC NOTE	Purchase	03/28/2022	LANDES	124,998,888.90			-124,998,888.90
41945	COMM	63873KCV7	NATXNY DISC NOTE	Purchase	03/28/2022	Natixis NY Branch	49,999,583.33			-49,999,583.33
41946	COMM	82124MFH8	SRCPP DISC NOTE	Purchase	03/28/2022	SHEFFIELD RECEIV	49,910,000.00			-49,910,000.00
39357	COMM	3133EKEW2	FEDERAL FARM CR	Redemption	03/28/2022	FFCB NOTES		20,000,000.00		20,000,000.00
41938	COMM	16536JCU9	CHES DISC NOTE	Redemption	03/28/2022	CHESHAM FINANCE		75,000,000.00		75,000,000.00
41939	COMM	5148X1CU5	LANDES DISC NOTE	Redemption	03/28/2022	LANDES		125,000,000.00		125,000,000.00
41940	COMM	63873KCU9	NATXNY DISC NOTE	Redemption	03/28/2022	Natixis NY Branch		50,000,000.00		50,000,000.00
39357	COMM	3133EKEW2	FEDERAL FARM CR	Interest	03/28/2022	FFCB NOTES			228,000.00	228,000.00
40720	COMM	3133EMBE1	FEDERAL FARM CR	Interest	03/28/2022	FFCB NOTES			21,675.00	21,675.00
41705	COMM	3133ENJQ4	FFCB FLOAT MAT	Interest	03/28/2022	FFCB NOTES			6,655.56	6,655.56
<b>Totals for 03/28/2022</b>							<b>379,099,361.12</b>	<b>270,000,000.00</b>	<b>256,330.56</b>	<b>-108,843,030.56</b>
41947	COMM	16536JCW5	CHES DISC NOTE	Purchase	03/29/2022	CHESHAM FINANCE	74,999,333.34			-74,999,333.34
41948	COMM	45906M3C3	IBRD 2.25% MAT	Purchase	03/29/2022	INTL BANK RECON &	24,980,500.00			-24,980,500.00
41949	COMM	5148X1CW1	LANDES DISC NOTE	Purchase	03/29/2022	LANDES	124,998,888.90			-124,998,888.90
41950	COMM	63873KCW5	NATXNY DISC NOTE	Purchase	03/29/2022	Natixis NY Branch	49,999,583.33			-49,999,583.33
41951	COMM	89233HEX8	TOYO DISC NOTE	Purchase	03/29/2022	TOYOTA MOTOR	49,934,375.00			-49,934,375.00
37590	COMM	SYS37590	JPM TE 0.44%	Purchase	03/29/2022	JP MORGAN US	250,000,000.00			-250,000,000.00
41942	COMM	16536JCV7	CHES DISC NOTE	Redemption	03/29/2022	CHESHAM FINANCE		75,000,000.00		75,000,000.00
41944	COMM	5148X1CV3	LANDES DISC NOTE	Redemption	03/29/2022	LANDES		125,000,000.00		125,000,000.00
41945	COMM	63873KCV7	NATXNY DISC NOTE	Redemption	03/29/2022	Natixis NY Branch		50,000,000.00		50,000,000.00
40684	COMM	45906M2B6	International Bank for	Interest	03/29/2022	INTL BANK RECON &			27,500.00	27,500.00
<b>Totals for 03/29/2022</b>							<b>574,912,680.57</b>	<b>250,000,000.00</b>	<b>27,500.00</b>	<b>-324,885,180.57</b>
41953	COMM	16536JCX3	CHES DISC NOTE	Purchase	03/30/2022	CHESHAM FINANCE	74,999,333.34			-74,999,333.34
41952	COMM	14041NFZ9	COMET 2.8% MAT	Purchase	03/30/2022	Capital One Multi Ex	18,998,567.40			-18,998,567.40
41954	COMM	3130ARFG1	FEDERAL HOME	Purchase	03/30/2022	FHLB NOTES	20,000,000.00			-20,000,000.00
41955	COMM	5148X1CX9	LANDES DISC NOTE	Purchase	03/30/2022	LANDES	124,998,888.90			-124,998,888.90
41956	COMM	63873KCX3	NATXNY DISC NOTE	Purchase	03/30/2022	Natixis NY Branch	49,999,583.33			-49,999,583.33
41674	COMM	67983UCW1	OLDLLC DISC NOTE	Redemption	03/30/2022	OLD LINE FUNDING		50,000,000.00		50,000,000.00
41947	COMM	16536JCW5	CHES DISC NOTE	Redemption	03/30/2022	CHESHAM FINANCE		75,000,000.00		75,000,000.00
41949	COMM	5148X1CW1	LANDES DISC NOTE	Redemption	03/30/2022	LANDES		125,000,000.00		125,000,000.00
41950	COMM	63873KCW5	NATXNY DISC NOTE	Redemption	03/30/2022	Natixis NY Branch		50,000,000.00		50,000,000.00
40625	COMM	3134GWUD6	FEDERAL HOME LN	Interest	03/30/2022	FHLMC NOTES			30,000.00	30,000.00
40626	COMM	3134GWWR3	FEDERAL HOME LN	Interest	03/30/2022	FHLMC NOTES			63,700.00	63,700.00
41031	COMM	3130ALMM3	FEDERAL HOME	Interest	03/30/2022	FHLB NOTES			46,000.00	46,000.00
<b>Totals for 03/30/2022</b>							<b>288,996,372.97</b>	<b>300,000,000.00</b>	<b>139,700.00</b>	<b>11,143,327.03</b>
41957	COMM	02314QH0	AMZN DISC NOTE	Purchase	03/31/2022	Amazon	74,687,625.00			-74,687,625.00
41958	COMM	1247P3GE6	CAFCO DISC NOTE	Purchase	03/31/2022	CORPORATE	30,161,770.83			-30,161,770.83

**SANTA CLARA COUNTY INVESTMENTS**  
**Transaction Activity Report**  
**Sorted by Transaction Date - Transaction Date**

Investment #	Fund	CUSIP	Inv Descrip	TransactionType	TransactionDate	Issuer	New Principal	Principal Paydowns	Interest	Total Cash
41959	COMM	16536JD12	CHES DISC NOTE	Purchase	03/31/2022	CHESHAM FINANCE	74,999,333.34			-74,999,333.34
41960	COMM	3130AKYH3	FEDERAL HOME	Purchase	03/31/2022	FHLB NOTES	18,053,035.60			-18,053,035.60
41953	COMM	16536JCX3	CHES DISC NOTE	Redemption	03/31/2022	CHESHAM FINANCE		75,000,000.00		75,000,000.00
41955	COMM	5148X1CX9	LANDES DISC NOTE	Redemption	03/31/2022	LANDES		125,000,000.00		125,000,000.00
41956	COMM	63873KCX3	NATXNY DISC NOTE	Redemption	03/31/2022	Natixis NY Branch		50,000,000.00		50,000,000.00
41816	COMM	912828YG9	UNITED STATES	Interest	03/31/2022	U.S. TREASURY			162,500.00	162,500.00
41816	COMM	912828YG9	UNITED STATES	Accr Int	03/31/2022	U.S. TREASURY		116,071.43	-116,071.43	0.00
<b>Totals for 03/31/2022</b>							<b>197,901,764.77</b>	<b>250,116,071.43</b>	<b>46,428.57</b>	<b>52,260,735.23</b>
<b>Grand Total</b>							<b>16,771,279,235.</b>	<b>17,542,962,617.</b>	<b>20,982,912.26</b>	<b>792,666,294.78</b>