

Subject **Quarterly Investment Report for Schools and Special Districts for the period ending March 31, 2026**

From Orozco, Anthony J <Anthony.Orozco@fin.sccgov.org>

To admin@aldercroftheightscwd.org <admin@aldercroftheightscwd.org>, aiwazedith@fhda.edu <aiwazedith@fhda.edu>, anilisa_manolache@fuhdsd.org <anilisa_manolache@fuhdsd.org>, arthur.cuffy@sesd.org <arthur.cuffy@sesd.org>, blakshmanan@campbellusd.org <blakshmanan@campbellusd.org>, brian.simeroth@jud.ca.gov <brian.simeroth@jud.ca.gov>, cbaylot@ogsd.net <cbaylot@ogsd.net>, ccam@bayareametro.gov <ccam@bayareametro.gov>, chhengk@mhusd.org <chhengk@mhusd.org>, Christina.booth@wvm.edu <Christina.booth@wvm.edu>, [87 more...](#)

Cc Olaiya, Margaret <Margaret.Olaiya@fin.sccgov.org>, Trinh, Jena <jena.trinh@fin.sccgov.org>, Tom, Annie <Annie.Tom@fin.sccgov.org>, Ma, Jacelyn <Jacelyn.Ma@fin.sccgov.org>, Thunstrom, Brett <brett.thunstrom@fin.sccgov.org>, Flippin, Jacqueline A <Jacqueline.Flippin@fin.sccgov.org>, RuizAlvarez, Daniel <daniel.ruizalvarez@fin.sccgov.org>, Alina, Joyce <joyce.alina@fin.sccgov.org>, Orozco, Anthony J <Anthony.Orozco@fin.sccgov.org>

Date 2026-05-28 10:28 AM



-
- [March 2026 - Quarterly Investment Report - Schools and Special Districts.pdf\(~2.3 MB\)](#)
-

Good morning,

Please see the attached Quarterly Investment Report for Schools and Special Districts for the period ending March 31, 2026.

You may also find the reports on the Controller-Treasurer's website:

<https://controller.santaclaracounty.gov/treasury-division/quarterly-investment-reports>

Please email me with any updates to the distribution list.

Thank you,

Anthony J. Orozco, Senior Executive Assistant to
Finance Agency Director, Margaret Olaiya
Financial & Business Operations Director, Candace Nisby

Finance Agency, County of Santa Clara

70 West Hedding Street, East Wing, 2nd Floor, San José, CA 95110
Office: (408) 299-5206 E-mail: anthony.orozco@fin.sccgov.org

County of Santa Clara



Finance Agency Controller-Treasurer Department

County Government Center
70 W. Hedding Street, East Wing, 2nd Floor
San Jose, California 95110-1705
(408) 299-5200 FAX (408) 288-9237

May 14, 2026

Submitted by: DocuSigned by:
Margaret Olaiya
88C20E0A14E143D...
Margaret Olaiya, Director of Finance

TO: BOARD OF TRUSTEES, SANTA CLARA COUNTY SCHOOL DISTRICTS
BOARDS OF DIRECTORS, SANTA CLARA COUNTY SPECIAL PURPOSE DISTRICTS

FROM: JENA TRINH, CONTROLLER-TREASURER DocuSigned by:
Jena Trinh
4DE661C9F91F4B8...

SUBJECT: COUNTY OF SANTA CLARA TREASURY INVESTMENT PORTFOLIO STATUS

RECOMMENDATION

Receive and file the March 31, 2026, Detailed Investment Portfolio Listing.

DISCUSSION

In compliance with the State of California Government Code as amended by Chapters 783 and 784, Statutes of 1995 and in compliance with County Policy, the Santa Clara County Treasury Investment Portfolio Report as of March 31, 2026, is submitted for your review and acceptance.

The attached detailed investment report lists each investment of the County Treasury Pool, as well as individual reports for specific investment funds that each school district or special district has in the County Treasury. The reports include the respective purchase and maturity dates, par value, amortized cost, market value, and yield to maturity for each investment.

A summary of market value versus cost is provided below for Commingled Investments of the County Pool.

	Cost	Market Value	Increase (Decrease)	Percent
Commingled Investments	\$11,229,700,331	\$11,217,975,697	-\$11,724,634	-0.10 %

TO: SANTA CLARA COUNTY SCHOOL DISTRICTS AND SPECIAL PURPOSE DISTRICTS

Page 2

The yield of the Pool on March 31, 2026, was 3.84%. As a comparison, on March 31, 2026, the yield of a 6-month Treasury Bill was 3.70%. A two-year Treasury Note was 3.80%. The State of California Local Agency Investment Fund (LAIF) yield was 3.83%.

The Pool's yield is calculated as the average weighted yield at time of purchase of (1) previously purchased bonds and of (2) securities purchased at current market rates from new cash and cash proceeds from maturing securities. Some previously purchased bonds were bought when market interest rates were lower and before the Federal Reserve Bank raised interest rates by 5 percentage points. As lower yield bonds mature over the next year, and are replaced by bonds with current yields, the Pool's average yield will increase and approximate those of other market benchmarks.

Attached with the current investment-economic outlook is a schedule that lists the average weighted maturities and yield for the Commingled Investment Pool. Charts outlining investment concentrations and distribution of bond maturities are provided for the Pool. Also included is a chart showing the fiscal year-to date history of the Pool along with interest rates offered by selected comparable instruments.

Securities are purchased with the expectation that they will generally be held to maturity, hence unrealized gains or losses are not reflected in the yield calculations.

The market value of Pool securities was taken from pricing services provided by Bank of New York Mellon (BNY), Bloomberg Analytics, dealer quotes, and an independent pricing service.

A combination of maturing securities, new revenues, and tax receipts will adequately cover the anticipated cash flow needs for the next six months. Cash flows are continually monitored and are considered paramount in the selection of securities purchased for the Pool.

Attachments:

March 31, 2026, Quarterly Investment Report



Quarterly Investment Report

March 31, 2026



Quarterly Investment Review Table of Contents

Quarterly Investment Report Table of Contents

Summary of Cost Values versus Market Values and Yields	1
Economic Update and Portfolio Strategy	2
Liquidity Adequacy and Review and Monitoring	5
Commingled Pool: Allocation by Security Types	6
Commingled Pool: Allocation by Ratings	7
Commingled Pool: Holdings by Issuer	8
Commingled Pool: Historical Month End Book Values	9
Commingled Pool: Distribution by Maturity	10
Commingled Pool: Yield to Maturity and Weighted Average Maturity	11
Approved Issuers and Broker/Dealers	12
Commingled Pool: Compliance with Investment Policy	13
Commingled Pool: Month Ended January 31, 2026	14
Commingled Pool: Month Ended February 28, 2026	15
Holdings Report: Commingled Pool	16
Holdings Report: Park Charter Fund	29
Holdings Report: Worker's Compensation	30
Transaction Activity Report	31

Board of Supervisors: Sylvia Arenas, Betty Duong, Otto Lee, Susan Ellenberg, Margaret Abe-Koga

County Executive: James R. Williams



County of Santa Clara Commingled Pool and Segregated Investments

March 31, 2026

Fund	Cost Value**	Market Value	Variance	% Variance
Commingled Investment Pool	\$11,229,700,331	\$11,217,975,697	-\$11,724,634	-0.10%
Worker's Compensation	\$33,342,328	\$33,336,650	-\$5,678	-0.02%
Park Charter Fund	\$4,930,788	\$4,925,760	-\$5,028	-0.10%
Medical Malpractice Insurance Fund (1)	\$10,645,160	\$10,674,840	\$29,681	0.28%
Total	\$11,278,618,607	\$11,266,912,948	-\$11,705,660	-0.10%

(1) Managed by Chandler Asset Management, Inc.

Summary of Yields* for Select County of Santa Clara Investment Funds

Fund	2026			2025
	<u>Jan 31</u>	<u>Feb 28</u>	<u>Mar 31</u>	<u>Mar 31</u>
Commingled Investment Pool	3.82%	3.84%	3.84%	3.76%
Worker's Compensation	3.45%	3.46%	3.45%	2.75%
Weighted Yield	3.82%	3.84%	3.84%	3.76%

*Yield to maturity (YTM) is the rate of return paid on a bond, note, or other fixed income security if the investor buys and holds it to its maturity date and if the coupon interest paid over the life of the bond is reinvested at the same rate as the coupon rate. The calculation for YTM is based on the coupon rate, length of time to maturity, and market price at time of purchase.

Yield is a snapshot measure of the yield of the portfolio on the day it was measured based on the current portfolio holdings on that day. This is not a measure of total return, and is not intended to be, since it does not factor in unrealized capital gains and losses and reinvestment rates are dependent upon interest rate changes

**Cost Value is the amortized book value of the securities as of the date of this report.



County of Santa Clara Commingled Pool and Segregated Investments

Economic Update and Portfolio Strategy

March 31, 2026

U.S. economic growth most likely slowed in the first quarter ending March 31, 2026, given the high uncertainty and other fallout from the Middle East Iran conflict. The closure of the Strait of Hormuz, a critical link in oil's logistical chain, has shut off 10 to 15 percent of global demand. US inflation surged in March by the most in nearly four years as the war sent gasoline prices soaring. Economists expect that businesses may find it difficult to pass higher energy costs to consumers. Nevertheless, the strength and resilience of the US economy should absorb the initial effects of the war's oil shock. US retail sales surged in March, indicating consumer spending remained solid despite higher gasoline prices. It is widely expected that the pace of capital expenditures by large US tech companies will continue through 2026 and most likely will accelerate. The largest companies, including Microsoft, Amazon, Meta Platforms, and Google-parent Alphabet, spent a combined \$410 billion on capital expenditures in 2025, primarily on artificial intelligence.

So far this year, Federal Reserve Bank (Fed) policymakers have left their benchmark rate unchanged. Policymakers have been maintaining their benchmark rate steady in a range between 3.5 percent and 3.75 percent. Previously, the Fed in the latter half of 2025 lowered interest rates three times in quarter-point increments. Given the uncertainties in the economic outlook, economists expect the central bank to remain on pause while further monitoring how the war with Iran will impact the economy and inflation before altering interest rates. The oil shock triggered by the war outbreak has not only pushed up gasoline prices but also sent inflation surging. Even before the Iran conflict, policymakers had expressed reluctance about cutting rates. The labor market had stabilized enough to ease recession fears, and progress toward the Fed's 2 percent inflation goal had stalled. Inflation has now been higher than their 2 percent objective for five years.

Economists typically tend to focus on core inflation, a measure that strips out food and energy prices. Food and energy prices tend to be more volatile and transitory and can distort the broader view of inflationary trends. Given the current circumstance in which the war's most visible effect is energy price increases along with supply chain disruptions, energy's role cannot be de-emphasized. In fact, economists are indicating elevated energy prices could weigh on the economy for years even with a quick conflict resolution and the reopening of the Strait of Hormuz. Prices that rose during the conflict may not fully reverse.



County of Santa Clara Commingled Pool and Segregated Investments

Economic Update and Portfolio Strategy

March 31, 2026

Businesses are starting to pass higher fuel costs onto consumers, which means over a very short period, higher energy prices will start to bleed through to other CPI categories, including services and goods. The price of diesel, a critical input for transporting goods, has risen by more than 40 percent in March. Fuel surcharges are already being added by airlines and by entities such as Amazon and UPS. Increased fertilizer costs will soon boost grocery prices. Gasoline prices are expected to remain higher for the rest of the year. Global supplies have already been backed up for weeks due to supply chain disruptions.

According to the Bureau of Labor Statistics, the consumer price index rose 3.3 percent in March from a year earlier and 0.9 percent from the prior month. A record increase in gas prices was responsible for nearly three-quarters of the monthly advance. To illustrate the impact of higher fuel prices, the alternative measure that excludes food and energy costs only increased at a 0.2 percent pace from the prior month, which was lower than consensus forecasts.

Fed policy makers are also concerned about slower economic growth. Higher energy prices can weigh on labor demand, depress real income and constrain consumption, especially among households that lack the financial resources to sustain minimum living standards. Nevertheless, even with the specter of rising fuel costs, the US economy continues to exhibit momentum. US retail sales posted strong gains as consumers continued to spend on a wide array of merchandise. Household consumption is more than two-thirds of the economy. The value of overall retail purchases increased 1.7 percent following a revised 0.7 percent gain in February, according to a Commerce Department report. While the March increase was led by a record advance in spending on gas (21.0 percent rise), nearly every category in the report, from furniture to electronics to general merchandise, posted gains.



County of Santa Clara Commingled Pool and Segregated Investments

Economic Update and Portfolio Strategy

March 31, 2026

It appears that the labor market is stabilizing. Payrolls increased by 178,000 jobs in March after losing 133,000 in the prior month and the unemployment rate ticked lower to 4.3 percent, still historically low. Most of the gains in March came from healthcare and social assistance. The sector's performance was bolstered by the end of a hospital strike that had sidelined tens of thousands of workers. Since the end of 2024, healthcare and social assistance has added approximately 855,000 jobs. The remainder of the private sector only increased by 322,000 jobs. Leisure and hospitality, construction, and transportation and warehousing also added jobs during the period. Inversely, the federal workforce continued to shrink, and financial services employment declined. The information sector, which includes a significant portion of tech-related industries, continued to shed positions.

Current labor market conditions continue to be characterized by tepid hiring without significant layoffs and by slowing labor participation, the percentage of the working-age population that is either working or looking for work. Labor participation among people ages 25 to 54 has been held at near multi-decade highs. Economists argue that this is evidence that the overall decline in participation reflected in March is being driven by an aging population leaving the workforce rather than discouraged workers giving up.

The portfolio strategy continues to focus on:

- (1) acquisition of high-quality issuers;
- (2) identifying and selecting bonds with attractive valuations;
- (3) appropriately sizing the liquidity portion of the portfolio to ensure adequate cash for near-term obligations; and
- (4) ensuring that monies targeted for longer-term investments are deployed in vehicles with favorable risk-adjusted yields.



County of Santa Clara Commingled Pool and Segregated Investments

Portfolio Liquidity Adequacy, Review, and Monitoring

March 31, 2026

Yield and Weighted Average Maturity

The yield of the Commingled Pool is 3.84 and the weighted average life is 530 days.

Liquidity Adequacy

The County Treasurer believes the Commingled Pool contains sufficient cash flow from liquid and maturing securities, bank deposits and incoming cash to meet the next six months of expected expenditures.

Review and Monitoring

Meeder Public Funds, the County's investment advisor, currently monitors the Treasury Division's investment activities.

Additional Information

Securities are purchased with the expectation that they will be held to maturity, so unrealized gains or losses are not reflected in the yield calculations.

The market values of securities follows a hierarchy provided by independent pricing services, the Bank of New York Mellon, Bloomberg Analytics, and dealer quotes.



County of Santa Clara Commingled Pool

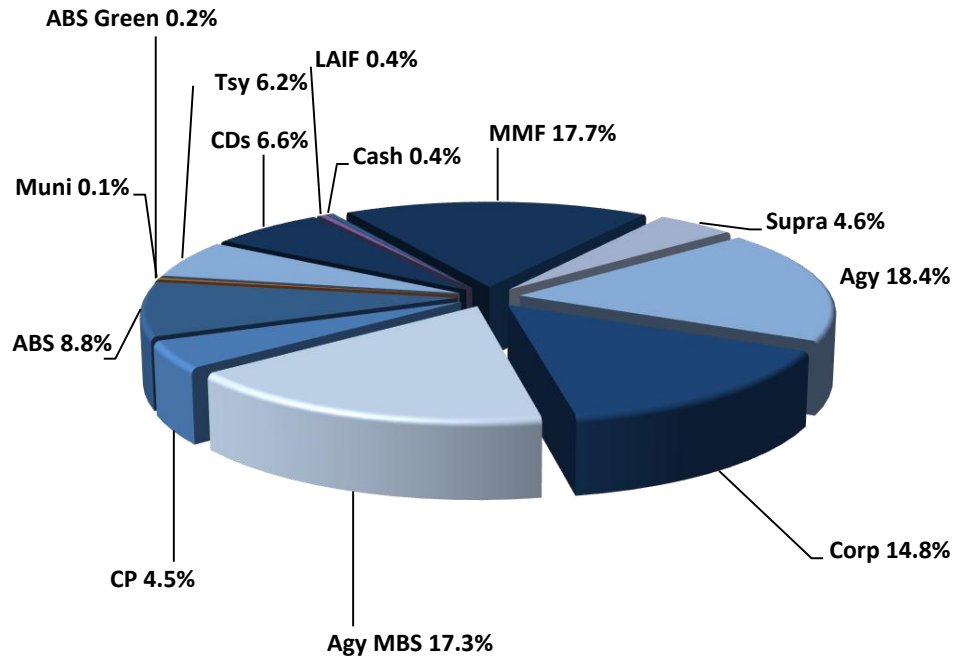
Allocation by Security Types

March 31, 2026

Sector	3/31/2026	12/31/2025	% Chng
Federal Agencies	18.40%	25.79%	-7.39%
Corporate Bonds	14.75%	12.10%	2.65%
Agy MBS	17.31%	14.47%	2.84%
Commercial Paper	4.47%	6.11%	-1.64%
ABS	8.84%	5.56%	3.28%
ABS Green Bonds	0.24%	0.25%	-0.01%
Municipal Securities	0.07%	0.06%	0.01%
U.S. Treasuries	6.17%	5.96%	0.20%
Negotiable CDs	6.59%	6.45%	0.14%
LAIF	0.44%	0.39%	0.05%
BNY Cash Reserve	0.42%	0.00%	0.42%
Money Market Funds	17.72%	17.79%	-0.07%
Supranationals	4.58%	5.07%	-0.48%
Supranationals Green Bonds	0.00%	0.00%	0.00%
Total	100.00%	100.00%	

Sector	3/31/2026	12/31/2025
Federal Agencies	2,066,562,983	3,199,137,163
Corporate Bonds	1,656,627,502	1,501,209,974
Agy MBS	1,943,875,277	1,795,153,239
Commercial Paper	501,494,868	758,007,918
ABS	992,617,021	689,552,804
ABS Green Bonds	26,679,987	30,527,267
Municipal Securities	7,905,000	7,905,000
U.S. Treasuries	692,624,792	739,789,288
Negotiable CDs	740,000,000	800,000,000
LAIF	49,370,004	48,853,446
BNY Cash Reserve	47,537,109	-
Money Market Funds	1,989,594,692	2,206,811,111
Supranational	514,811,096	628,343,934
Supranationals Green Bonds	-	-
Total	11,229,700,331	12,405,291,143

Amounts are based on book value



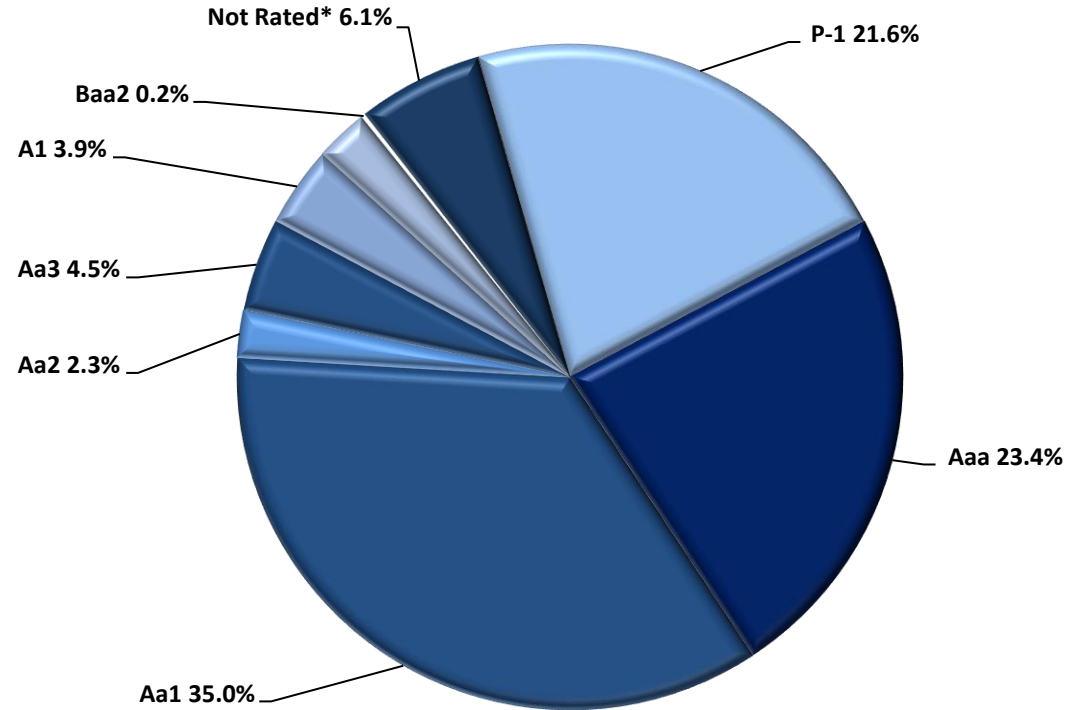


County of Santa Clara Commingled Pool

Allocation by Ratings

March 31, 2026

Moody's Rating	Portfolio \$	Portfolio %
P-1	2,425,949,718	21.6%
P-2	-	0.0%
Aaa	2,624,799,808	23.4%
Aa1	3,934,575,654	35.0%
Aa2	257,262,897	2.3%
Aa3	506,161,211	4.5%
A1	436,977,046	3.9%
A2	289,609,741	2.6%
A3	50,993,898	0.5%
Baa2	23,810,248	0.2%
Not Rated*	679,560,109	6.1%
Total	11,229,700,331	100.0%



*Not Rated by Moody's but at least A-1 & F1 by S&P & Fitch.


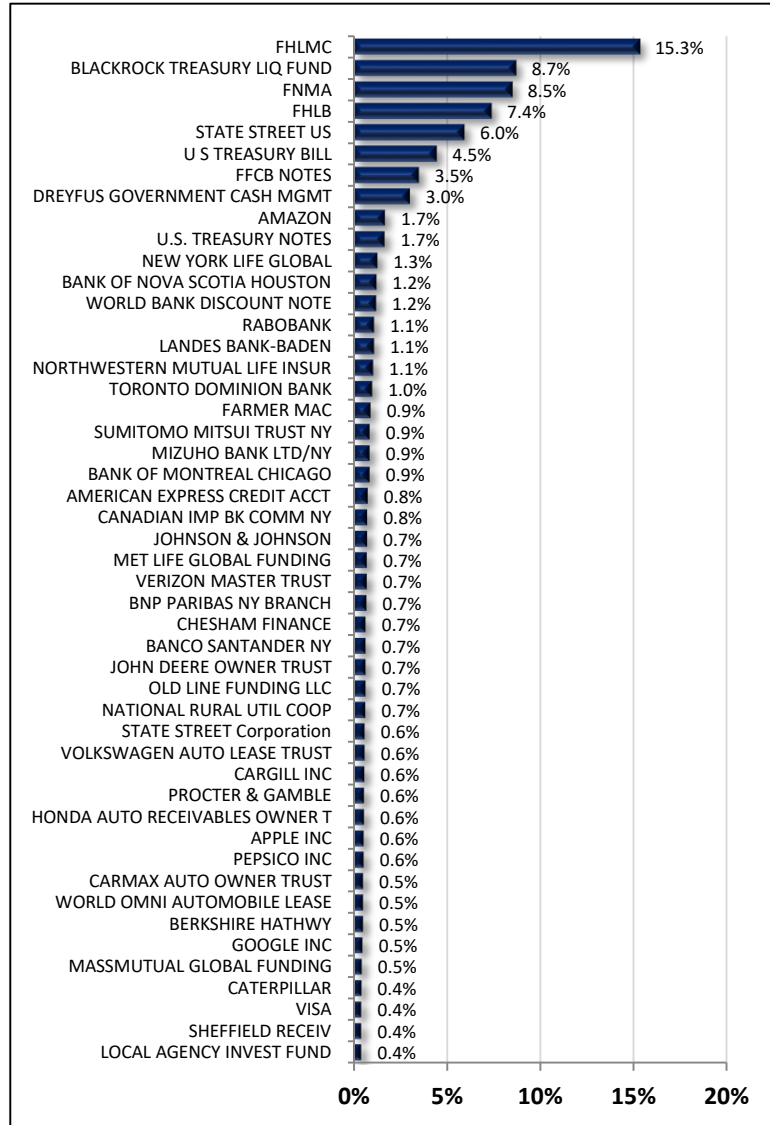
**Repurchase Agreements are not rated, but are collateralized by U.S. Treasury securities or securities issued by the Federal Agencies of the U.S.

***LAIF is not rated, but is comprised of State Code allowable securities

Amounts are based on book values



County of Santa Clara County Commingled Pool Holdings by Issuer - Percent of Commingled Pool March 31, 2026

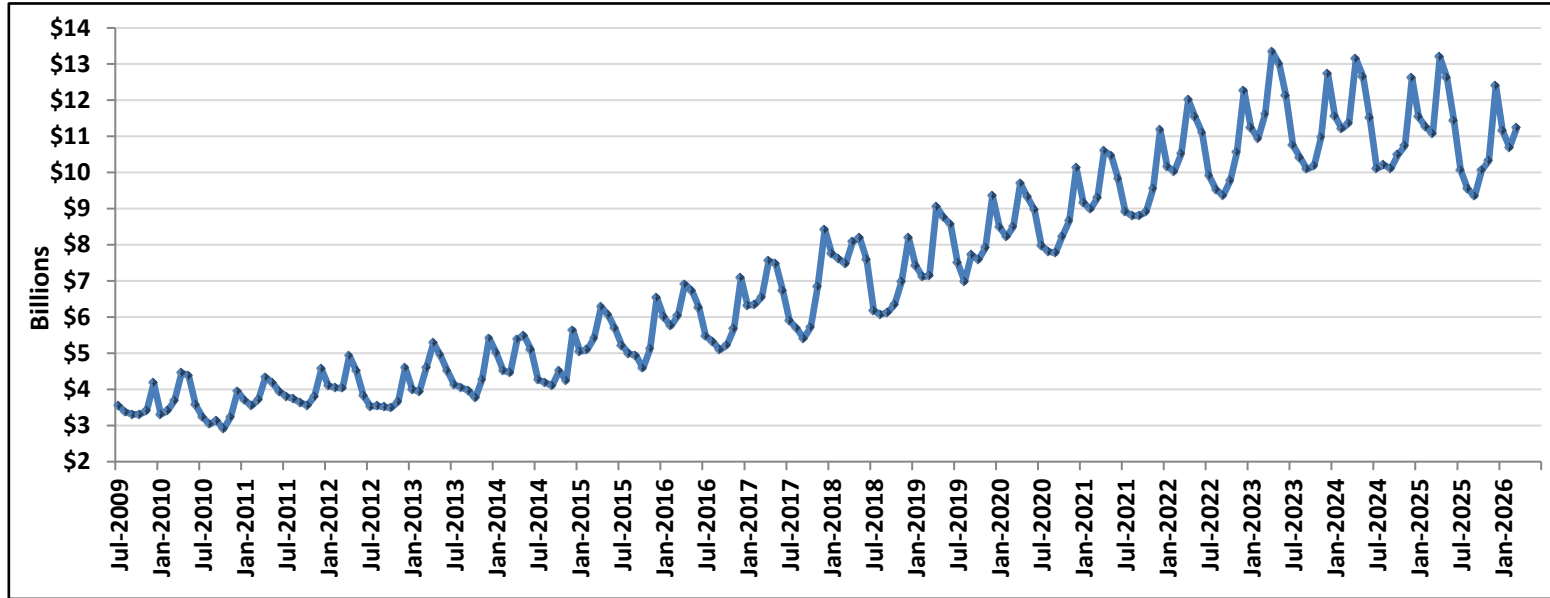


Amounts are based on book values

Source: Data source is supplied by County of Santa Clara, while the calculations are performed by Meeder Public Funds.



County of Santa Clara Commingled Pool Historical Month End Book Values March 31, 2026



Fiscal Year	Jul	Aug	Sep	Oct	Nov	Dec	Jan	Feb	Mar	Apr	May	Jun
FY 2016	\$5.21	\$4.99	\$4.94	\$4.59	\$5.12	\$6.54	\$6.00	\$5.75	\$6.04	\$6.91	\$6.73	\$6.26
FY 2017	\$5.47	\$5.33	\$5.09	\$5.22	\$5.67	\$7.08	\$6.32	\$6.35	\$6.55	\$7.56	\$7.47	\$6.73
FY 2018	\$5.90	\$5.69	\$5.41	\$5.72	\$6.85	\$8.43	\$7.75	\$7.61	\$7.47	\$8.08	\$8.19	\$7.58
FY 2019	\$6.18	\$6.07	\$6.13	\$6.35	\$6.99	\$8.20	\$7.42	\$7.10	\$7.15	\$9.05	\$8.77	\$8.56
FY 2020	\$7.51	\$6.98	\$7.18	\$7.58	\$7.91	\$9.36	\$8.49	\$8.22	\$8.49	\$9.70	\$9.32	\$8.98
FY 2021	\$7.98	\$7.81	\$7.77	\$8.23	\$8.65	\$10.13	\$9.17	\$8.98	\$9.30	\$10.59	\$10.47	\$9.83
FY 2022	\$8.92	\$8.79	\$8.81	\$8.91	\$9.55	\$11.18	\$10.17	\$10.03	\$10.52	\$12.01	\$11.54	\$11.10
FY 2023	\$9.90	\$9.52	\$9.37	\$9.77	\$10.56	\$12.27	\$11.23	\$10.94	\$11.61	\$13.35	\$13.00	\$12.13
FY 2024	\$10.75	\$10.42	\$10.09	\$10.18	\$10.97	\$12.74	\$11.56	\$11.20	\$11.37	\$13.14	\$12.66	\$11.52
FY 2025	\$10.11	\$10.21	\$10.10	\$10.49	\$10.74	\$12.61	\$11.53	\$11.26	\$11.08	\$13.20	\$12.64	\$11.43
FY 2026	\$10.06	\$9.54	\$9.35	\$9.84	\$10.32	\$12.41	\$11.15	\$10.70	\$11.23			

Amounts in billions

Source: Data source is supplied by County of Santa Clara, while the calculations are performed by Meeder Public Funds.

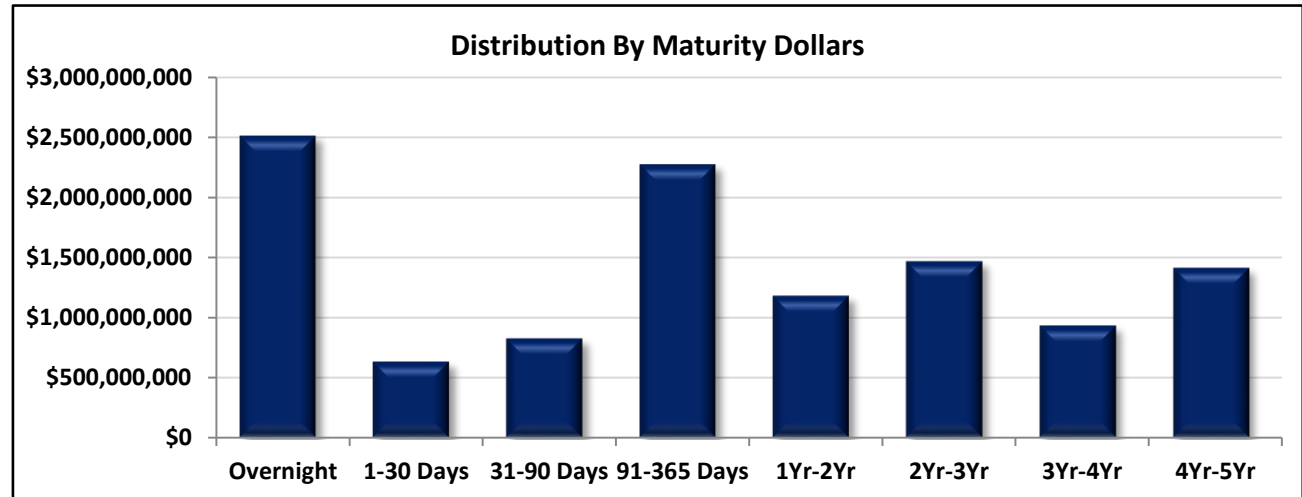


County of Santa Clara Commingled Pool

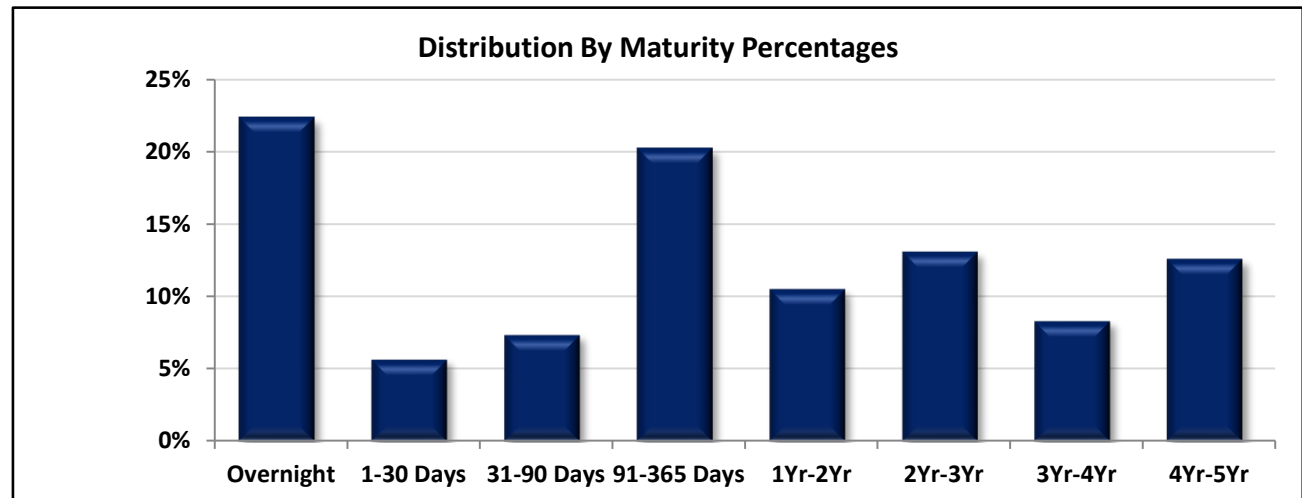
Distribution by Maturity

March 31, 2026

Maturity	Amount*
Overnight	2,511,771,346
1-30 Days	631,403,972
31-90 Days	823,687,560
91-365 Days	2,273,365,341
1Yr-2Yr	1,179,419,783
2Yr-3Yr	1,467,822,311
3Yr-4Yr	930,017,583
4Yr-5Yr	1,412,212,436
	11,229,700,331



Maturity	Amount*
Overnight	22.37%
1-30 Days	5.62%
31-90 Days	7.33%
91-365 Days	20.24%
1Yr-2Yr	10.50%
2Yr-3Yr	13.07%
3Yr-4Yr	8.28%
4Yr-5Yr	12.58%
	100.00%



*Amounts are based on book value

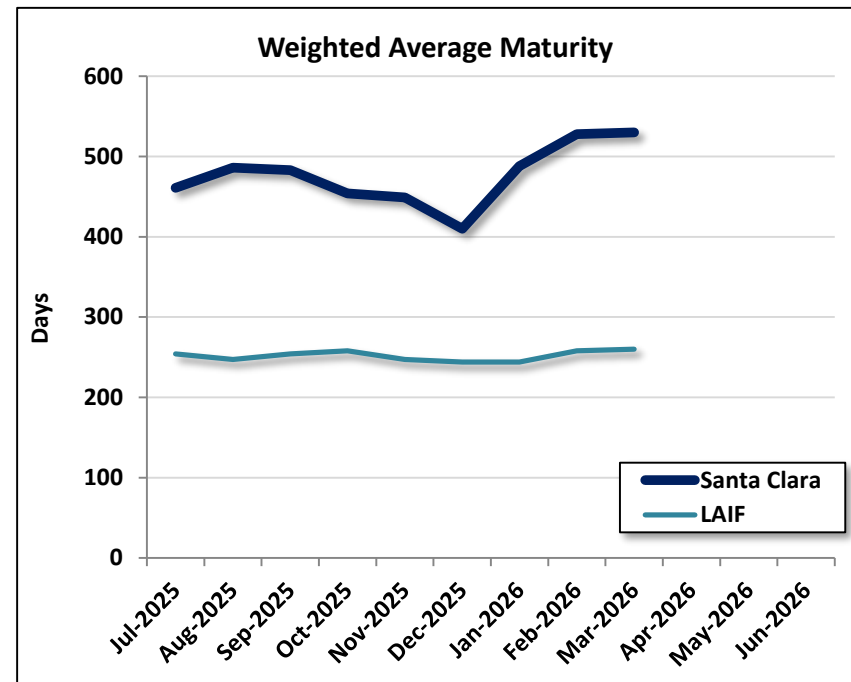
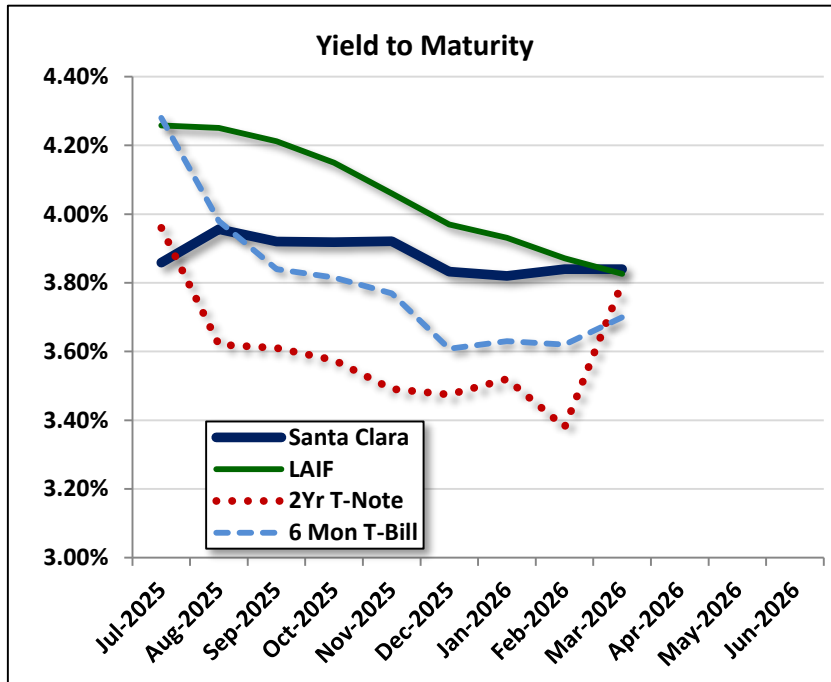
Source: Data source is supplied by County of Santa Clara, while the calculations are performed by Meeder Public Funds.



County of Santa Clara Commingled Pool

Yield to Maturity and Weighted Average Maturity

March 31, 2026



Item	Jul-25	Aug-25	Sep-25	Oct-25	Nov-25	Dec-25	Jan-26	Feb-26	Mar-26	Apr-26	May-26	Jun-26
SCC YTM	3.86%	3.96%	3.92%	3.92%	3.92%	3.83%	3.82%	3.84%	3.84%			
LAIF YTM	4.26%	4.25%	4.21%	4.15%	4.06%	3.97%	3.93%	3.87%	3.83%			
6 Mon T-Bill	4.28%	3.98%	3.84%	3.82%	3.77%	3.61%	3.63%	3.62%	3.70%			
2Yr T-Note	3.96%	3.62%	3.61%	3.58%	3.49%	3.48%	3.52%	3.38%	3.80%			
SCC WAM	461	486	483	454	449	410	488	528	530			
LAIF WAM	254	247	254	258	247	244	244	258	260			
SCC Duration*	0.74	0.79	0.82	0.77	0.77	0.70	0.88	0.90	0.97			
LAIF Duration	0.70	0.68	0.70	0.71	0.68	0.67	0.68	0.67	0.69			

*Effective Duration is expressed in years. The Duration for LAIF is an estimate.

Note: Yield to Maturity for 2Yr T-Note and 6 Mon T-bill are yields at market levels. LAIF and Santa Clara yields are calculated at purchase cost.

Source: Data source is supplied by County of Santa Clara, while the calculations are performed by Meeder Public Funds.



County of Santa Clara

Approved Issuers and Broker/Dealers

March 31, 2026

Direct Commercial Paper Issuers

Toyota Motor Credit

Broker/Dealers

Academy Securities, Inc

BofA Securities, LLC

Barclays Capital, Inc

Bank of Montreal, Chicago Branch

BNP Paribas Securities Corp

BNY Mellon Capital Markets, LLC

BMA Captial Markets Corp.

BOK Financial Securities (Bank of Oklahoma)

Brean Capital LLC

Cantor Fitzgerald & Co

Citigroup Global Markets Inc

Daiwa Capital Markets America Inc

Deutsche Bank Securities Inc

InspereX LLC

Jefferies LLC

JP Morgan Securities, Inc

Keybanc Capital Markets, Inc

Loop Capital Markets LLC

Mesirow Financial, Inc.

Mischler Financial Group, Inc.

Mizuho Securities USA, Inc

MUFG Securities Americas Inc.

Nomura Securities International, Inc.

Piper Sandler & Co.

Raymond James, Inc.

RBC Capital Markets, Inc

Santander US Capital Markets LLC

UBS Securities LLC

Siebert Williams Shank & Co LLC

County of Santa Clara Commingled Pool Compliance with Investment Policy March 31, 2026



Item/Sector	Parameters	In Compliance
Maturity	Weighted Average Maturity (WAM) must be less than 36 months	Yes
Interest Periods	Securities must pay interest within one year of the initial investment and at least semiannually in subsequent years	Yes
Investment Swaps	Similar maturity swaps, so as not to affect cash flow needs, should have minimum 5 basis point gain	Yes
Issuer Limits	No more than 5% of the portfolio shall be invested in aggregate of any single institution of the following types: Bankers Acceptances, CP, Negotiable CDs, and Corporate Notes	Yes
U.S. Treasuries	No sector limit, no issuer limit, max maturity 5 years	Yes
U.S. Federal Agencies	No sector limit, no issuer limit, max maturity 5 years	Yes
LAIF	No sector limit, no issuer limit, CA State's deposit limit \$75 million	Yes
Repurchase Agreements	No sector limit, no Issuer limit, max maturity 92 days, treasury and agency collateral at 102% of investment, if maturity exceeds 15 days, must be collateralized by securities with 5 years or less maturities	Yes
Commercial Paper	Sector limit 40%, issuer limit 5%, max maturity 270 days, rated by at least two: A-1 (S&P), P-1 (Moody's), F-1 (Fitch), issued by domestic corporation w/ at least \$500 mil of assets, and long term debt rated by at least two: AA- (S&P/Fitch)/Aa3 (Moody's)	Yes
Corporate Bonds	Sector limit 30%, issuer limit 5%, max maturity 5 years, rated by at least two: A- (S&P/Fitch)/A3 (Moody's), issued by domestic corps/depositories, but no single NRSRO rating can be lower than A- or equivalent	Yes
Money Market Funds	Sector limit 20%, issuer limit 10%, rated by at least two: AAA-m (S&P/Fitch)/Aaa-mf (Moody's), MMF has at least \$500 mil managed	Yes
Negotiable Certificates of Deposit	Sector limit 30%, issuer limit 5%, max maturity 5 years, if under 1 year rated by at least two: A-1 (S&P), P-1 (Moody's), F-1 (Fitch), if greater than 1 year rated by at least two: AA- (S&P/Fitch)/Aa3 (Moody's)	Yes
Municipal Securities	Sector limit 10%, no issuer limit, State of CA, local CA agencies, and other municipal securities of the other 49 states, if long-term rated, then by at least two: A- (S&P/Fitch)/A3 (Moody's), if short-term rated, then by at least two: SP-1 (S&P), MIG-1 (Moody's), F-1 (Fitch), revenue based bonds payable solely out of the States' or local agencies' revenues	Yes
Agency Mortgage-Backed Securities	Sector limit 20%, no issuer limit, max maturity 5 years, collateralized by pools of conforming residential mortgage loans insured by FHLMC/FNMA and residential mortgages guaranteed by FHA (GNMA)	Yes
Asset-Backed Securities	Sector limit 20%, no issuer limit, max maturity 5 years, collateralized by pools of loans such as installment/receivables, security must be rated by at least two: AA- (S&P/Fitch), Aa3 (Moody's), issuer rated by at least two: A- (S&P/Fitch), A3 (Moody's)	Yes
Supranational Debt Obligations	Sector limit 30%, max maturity 5 years, issued or unconditionally guaranteed by the IBR and IADB, rated by at least two: AAA (S&P/Fitch), Aaa (Moody's)	Yes
Bankers' Acceptances	Sector limit 40%, issuer limit 5%, max maturity 180 days, rated by at least two: A-1 (S&P), P-1 (Moody's), F-1 (Fitch), issued by commercial banks, collateral must exceed market value of security by 2%	Yes, None in Portfolio
Securities Lending	Sector limit 20%, max maturity 92 days for loans and reinvestment, loan counterparty must be a primary dealer, collateral must exceed 2% of market value, loaned securities must be owned for at least 30 days	Yes, None in Portfolio



County of Santa Clara Commingled Pool

Allocation by Security Types

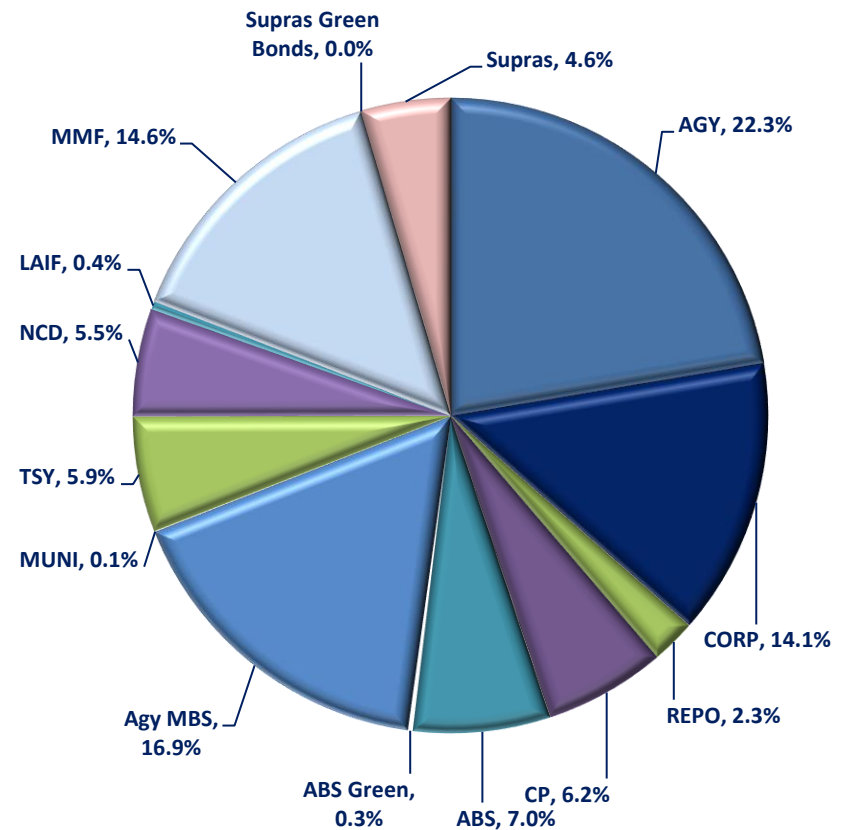
For the Month Ended January 31, 2026

Average Daily Balance	\$ 11,795,428,857.59
Book Yield	3.828%
Weighted Average Maturity	488 Days

Investment Type	Par Value (Millions)	Book Value* (Millions)	Mkt Value (Millions)
Federal Agencies	\$ 2,504.05	\$ 2,498.47	\$ 2,494.00
Corporate Bonds	1,575.63	1,573.47	1,579.28
Repurchase Agreements	254.09	254.09	254.09
Commercial Paper	691.85	689.86	689.76
Asset-Backed Securities	775.20	775.11	780.35
Asset-Backed Sec Green Bds	29.90	29.90	30.00
Mortgage Backed Securities	1,884.76	1,874.16	1,882.15
Municipal Securities	7.91	7.91	7.98
U.S. Treasuries	660.00	656.04	654.54
Negotiable CDs	610.00	610.00	610.18
LAIF	49.37	49.37	49.37
Money Market Funds	1,627.64	1,627.64	1,627.64
Supranationals Green Bonds	-	-	-
Supranationals	508.37	508.40	508.80
Total	\$ 11,178.77	\$ 11,154.41	\$ 11,168.16

*Represents Amortized Book Value

Asset Allocation By Market Value





County of Santa Clara Commingled Pool

Allocation by Security Types

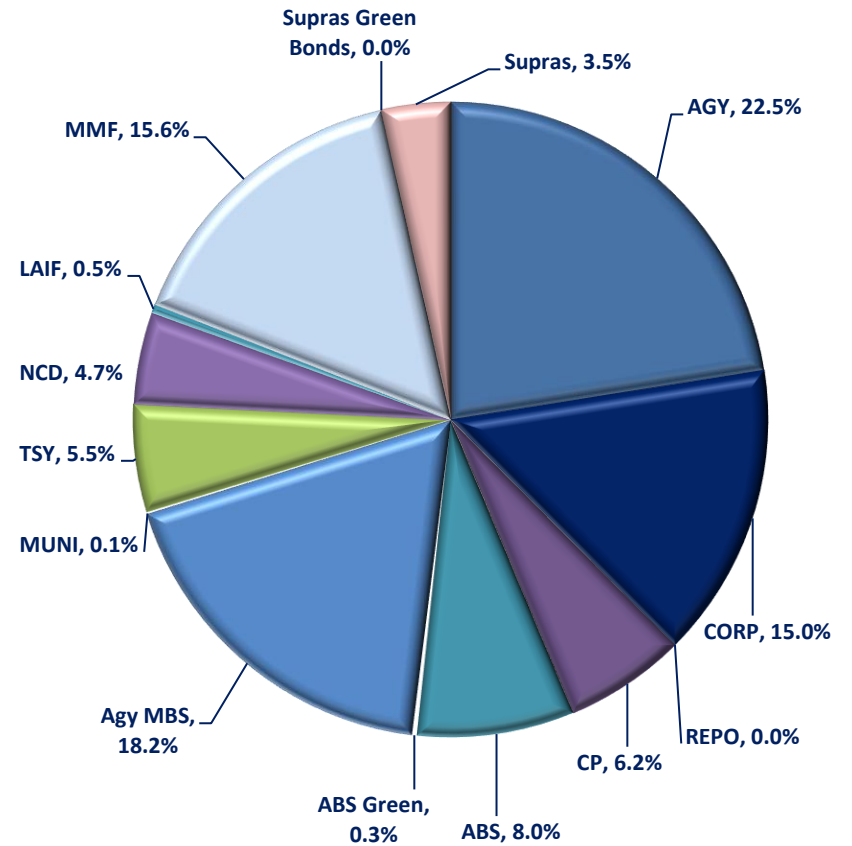
For the Month Ended February 28, 2026

Average Daily Balance	\$ 10,959,381,718.66
Book Yield	3.854%
Weighted Average Maturity	528 Days

Investment Type	Par Value (Millions)	Book Value* (Millions)	Mkt Value (Millions)
Federal Agencies	\$ 2,420.75	\$ 2,416.66	\$ 2,413.55
Corporate Bonds	1,603.63	1,601.55	1,610.53
Repurchase Agreements	-	-	-
Commercial Paper	665.00	662.59	662.47
Asset-Backed Securities	850.95	850.85	856.93
Asset-Backed Sec Green Bds	29.13	29.13	29.22
Mortgage Backed Securities	1,951.84	1,941.26	1,954.67
Municipal Securities	7.91	7.91	7.98
U.S. Treasuries	595.00	592.19	590.95
Negotiable CDs	500.00	500.00	500.19
LAIF	49.37	49.37	49.37
Money Market Funds	1,669.62	1,669.62	1,669.62
Supranationals Green Bonds	-	-	-
Supranationals	376.40	376.44	376.86
Total	\$ 10,719.59	\$ 10,697.56	\$ 10,722.32

*Represents Amortized Book Value

Asset Allocation By Market Value



SANTA CLARA COUNTY INVESTMENTS
Fund COMM - COMMINGLED POOL
Investments by Fund
March 31, 2026

CUSIP	Investment #	Issuer	Purchase Date	Book Value	Par Value	Market Value	Current Rate	YTM 360	YTM 365	Maturity Date	Days To Maturity
Negotiable CDs											
05973RHB1	46702	BANCO SANTANDER NY	10/28/2025	75,000,000.00	75,000,000.00	74,982,757.50	3.880	3.880	3.933	07/24/2026	114
06367DTQ8	46887	BANK OF MONTREAL CHICAGO	12/04/2025	100,000,000.00	100,000,000.00	99,968,140.00	3.870	3.870	3.923	07/24/2026	114
05593DL76	46743	BNP PARIBAS NY BRANCH	11/04/2025	80,000,000.00	80,000,000.00	80,000,000.00	3.980	3.980	4.035	07/31/2026	121
06418NNN8	47301	BANK OF NOVA SCOTIA HOUSTON	03/04/2026	65,000,000.00	65,000,000.00	64,902,682.00	3.780	3.780	3.832	11/30/2026	243
13606DQX3	46905	CANADIAN IMP BK COMM NY	12/09/2025	85,000,000.00	85,000,000.00	84,846,490.00	3.870	3.870	3.923	01/08/2027	282
60701ACJ0	47402	MIZUHO BANK LTD/NY	03/27/2026	100,000,000.00	100,000,000.00	100,001,280.00	3.900	3.900	3.954	07/17/2026	107
21684X7D2	47399	RABOBANK	03/27/2026	75,000,000.00	75,000,000.00	74,992,515.00	3.850	3.850	3.903	07/17/2026	107
86564THG1	46766	SUMITOMO MITSUI TRUST NY	11/06/2025	100,000,000.00	100,000,000.00	100,007,270.00	3.900	3.900	3.954	05/01/2026	30
89115DGD2	46873	TORONTO DOMINION BANK	12/03/2025	60,000,000.00	60,000,000.00	60,002,964.00	3.920	3.920	3.974	06/03/2026	63
Subtotal and Average				740,000,000.00	740,000,000.00	739,704,098.50		3.885	3.939		128
Mortgage Backed Securities (MBS)											
3133LJAN1	41524	FHLMC SINGLE FAMILY POOL	11/16/2021	6,528,155.98	6,419,821.49	6,048,864.43	1.500	0.932	0.945	11/01/2031	2,040
3133LPUA3	41675	FHLMC SINGLE FAMILY POOL	12/16/2021	10,319,976.94	10,208,323.40	9,584,993.17	1.500	1.127	1.142	01/01/2032	2,101
3132XFUA4	46143	FHLMC SINGLE FAMILY POOL	07/02/2025	10,218,650.00	10,270,000.00	10,221,420.02	4.200	4.281	4.340	10/01/2029	1,279
3137H74L4	45059	FHLMC NOTES	11/25/2024	20,820,954.59	20,847,013.36	20,809,438.70	4.118	4.184	4.242	04/25/2030	1,485
3132XKXC6	45093	FHLMC NOTES	12/10/2024	19,873,437.50	20,000,000.00	19,925,416.00	4.390	4.469	4.531	10/01/2029	1,279
3132XKXC6-A	45140	FHLMC NOTES	12/18/2024	9,870,312.50	10,000,000.00	9,962,708.00	4.390	4.716	4.782	10/01/2029	1,279
3132XKT72	46567	FHLMC NOTES	09/30/2025	34,784,938.89	34,496,569.13	34,518,832.87	4.260	3.967	4.022	09/01/2029	1,249
3137BSP64	40526	FHLMC MULTI-FAMILY	07/01/2020	2,257,831.73	2,138,224.78	2,126,076.46	2.340	0.651	0.661	07/25/2026	115
3137FYZG4	41133	FHLMC MULTI-FAMILY	05/13/2021	278,461.02	278,468.26	272,913.93	0.861	0.838	0.850	06/25/2027	450
3137FPJ55	41164	FHLMC MULTI-FAMILY	06/07/2021	6,379,829.56	5,922,673.22	5,862,722.74	2.606	0.821	0.832	07/25/2027	480
3137FBAB2	41192	FHLMC MULTI-FAMILY	06/17/2021	3,124,716.12	2,883,244.40	2,859,863.31	3.038	0.705	0.715	08/25/2027	511
3137H14A1	41222	FHLMC MULTI-FAMILY	06/30/2021	8,454,171.13	8,454,297.94	8,221,559.57	0.854	0.831	0.842	01/25/2028	664
3132XFD47	41319	FHLMC MULTI-FAMILY	08/24/2021	15,703,125.00	15,000,000.00	14,811,270.45	2.100	0.624	0.633	11/01/2026	214
3137FQ3Y7	41791	FHLMC MULTI-FAMILY	01/28/2022	12,861,706.47	12,598,901.27	12,190,577.18	2.190	1.684	1.708	07/25/2029	1,211
3137H73W1	42046	FHLMC MULTI-FAMILY	04/21/2022	4,778,917.05	4,779,705.70	4,736,150.15	2.750	2.598	2.635	04/25/2027	389
3137F1G44	42093	FHLMC MULTI-FAMILY	04/29/2022	35,324,023.44	35,000,000.00	34,717,172.00	3.243	2.629	2.665	04/25/2027	389
3137BXQY1	42099	FHLMC MULTI-FAMILY	05/02/2022	40,300,000.00	40,000,000.00	39,704,608.00	3.224	2.982	3.023	03/25/2027	358
3137F2LJ3	42110	FHLMC MULTI-FAMILY	05/03/2022	34,598,563.41	34,631,030.00	34,282,129.30	3.117	3.069	3.112	06/25/2027	450
3137F1G44	42150	FHLMC MULTI-FAMILY	05/11/2022	19,956,250.00	20,000,000.00	19,838,384.00	3.243	3.220	3.265	04/25/2027	389

Fund COMM - COMMINGLED POOL
Investments by Fund
March 31, 2026

CUSIP	Investment #	Issuer	Purchase Date	Book Value	Par Value	Market Value	Current Rate	YTM 360	YTM 365	Maturity Date	Days To Maturity
Mortgage Backed Securities (MBS)											
3137FMD25	42205	FHLMC MULTI-FAMILY	05/24/2022	1,843,537.81	1,858,053.86	1,852,869.33	2.875	3.023	3.065	04/25/2026	24
3137FBAJ5	42757	FHLMC MULTI-FAMILY	12/08/2022	10,245,250.00	10,700,000.00	10,576,134.66	3.281	4.394	4.455	08/25/2027	511
3137BYLD0	42764	FHLMC MULTI-FAMILY	12/09/2022	19,238,281.25	20,000,000.00	19,842,408.00	3.288	4.198	4.257	02/25/2027	330
3132CW3F9	42931	FHLMC MULTI-FAMILY	02/16/2023	8,200,076.96	8,635,210.62	8,489,842.12	2.000	4.704	4.769	12/01/2027	609
3132XGQ74	42949	FHLMC MULTI-FAMILY	02/24/2023	41,936,242.45	43,330,957.65	43,014,689.76	3.700	4.444	4.506	11/01/2027	579
3137FEZT0	43054	FHLMC MULTI-FAMILY	04/11/2023	3,570,808.15	3,608,870.46	3,597,728.43	3.725	4.045	4.101	12/25/2027	633
3132XFLM8	43080	FHLMC MULTI-FAMILY	04/17/2023	31,149,045.31	31,160,000.00	31,155,792.47	4.300	4.288	4.347	02/01/2028	671
3132XGW51	43597	FHLMC MULTI-FAMILY	10/30/2023	13,905,408.52	14,838,000.00	14,787,285.94	4.210	5.718	5.798	07/01/2028	822
3137HB3G7	43636	FHLMC MULTI-FAMILY	12/07/2023	20,939,667.00	21,000,000.00	21,325,890.60	4.860	4.792	4.858	10/25/2028	938
3132XFND6	43889	FHLMC MULTI-FAMILY	02/16/2024	40,995,874.77	41,126,000.00	41,103,030.31	5.000	4.879	4.946	08/01/2028	853
3137HJ5Z6	45607	FHLMC MULTI-FAMILY	03/31/2025	14,958,144.95	14,960,482.52	14,919,024.03	4.169	4.079	4.136	09/25/2029	1,273
3137HBPH1	45706	FHLMC MULTI-FAMILY	04/14/2025	4,573,809.59	4,573,809.59	4,580,040.03	4.279	4.286	4.345	01/25/2031	1,760
3137HLY48	46077	FHLMC MULTI-FAMILY	06/26/2025	19,999,960.00	20,000,000.00	20,099,684.00	4.404	4.313	4.373	04/25/2030	1,485
3137BS5N9	46078	FHLMC MULTI-FAMILY	06/24/2025	17,142,671.34	17,404,417.46	17,335,851.02	2.720	4.337	4.397	07/25/2026	115
3137BS5N9	46079	FHLMC MULTI-FAMILY	06/25/2025	12,244,279.63	12,431,726.76	12,382,750.73	2.720	4.347	4.408	07/25/2026	115
3137HMC73	46171	FHLMC MULTI-FAMILY	07/17/2025	24,971,389.75	24,971,389.75	24,919,604.08	4.838	4.669	4.733	05/25/2030	1,515
3137HMCL2	46304	FHLMC MULTI-FAMILY	08/07/2025	29,995,664.40	29,995,664.40	29,956,028.13	4.880	4.862	4.929	06/25/2030	1,546
3137H6MJ1	46352	FHLMC MULTI-FAMILY	08/15/2025	13,457,679.19	13,457,679.19	13,405,592.59	4.049	4.045	4.101	02/25/2029	1,061
3137H5Y35	46526	FHLMC MULTI-FAMILY	09/23/2025	22,609,142.00	22,637,438.80	22,504,710.97	3.969	4.020	4.076	01/25/2029	1,030
3137H6MJ1-A	46541	FHLMC MULTI-FAMILY	09/24/2025	16,801,071.27	16,822,098.90	16,756,990.65	4.049	4.099	4.156	02/25/2029	1,061
3132XKT64	46624	FHLMC MULTI-FAMILY	10/01/2025	35,044,635.55	34,775,667.50	34,776,360.23	4.260	3.986	4.041	09/01/2029	1,249
3132XKUD7	46639	FHLMC MULTI-FAMILY	10/20/2025	35,486,718.75	35,000,000.00	34,986,950.25	4.260	3.808	3.861	09/01/2029	1,249
3137HNWJ3	46794	FHLMC MULTI-FAMILY	11/20/2025	42,979,871.27	42,979,871.27	42,937,020.34	4.219	4.094	4.151	09/25/2030	1,638
3137H3KE1	46895	FHLMC MULTI-FAMILY	12/10/2025	24,228,606.53	24,350,358.32	24,208,824.30	4.402	4.356	4.417	09/25/2028	908
3132XK5P8	47126	FHLMC MULTI-FAMILY	01/26/2026	34,975,390.63	35,000,000.00	34,714,099.35	4.200	4.188	4.247	09/01/2030	1,614
3138LDYK3	42111	FNMA NOTES	05/03/2022	33,887,461.51	34,557,003.45	34,356,291.88	2.550	3.035	3.077	07/01/2026	91
3138LECC3	42910	FNMA NOTES	02/08/2023	37,820,312.50	40,000,000.00	39,752,550.00	2.420	4.069	4.126	07/01/2026	91
3136B06Q4	44491	FNMA NOTES	07/23/2024	4,820,812.21	4,820,623.90	4,810,445.15	5.770	5.576	5.654	04/25/2030	1,485
3140NYSV4	46144	FNMA NOTES	07/02/2025	35,267,968.75	35,000,000.00	35,202,088.60	4.470	4.253	4.312	06/01/2030	1,522
3140LGP71	47263	FNMA NOTES	02/24/2026	40,938,136.81	40,989,373.52	40,813,902.11	4.149	4.108	4.165	06/01/2029	1,157
3138LEC33	40905	FNMA MULTI-FAMILY	01/22/2021	9,907,188.20	9,135,653.70	9,078,910.97	2.380	0.600	0.609	07/01/2026	91
3136AUG21	41228	FNMA MULTI-FAMILY	07/07/2021	16,489,650.66	15,465,088.55	15,316,931.46	2.417	0.927	0.940	10/25/2026	207

Fund COMM - COMMINGLED POOL
Investments by Fund
March 31, 2026

CUSIP	Investment #	Issuer	Purchase Date	Book Value	Par Value	Market Value	Current Rate	YTM 360	YTM 365	Maturity Date	Days To Maturity
Mortgage Backed Securities (MBS)											
3138LDLP6	41854	FNMA MULTI-FAMILY	02/23/2022	10,269,540.89	9,982,542.79	9,955,213.68	2.750	1.876	1.902	04/01/2026	0
3138LFUJ5	42112	FNMA MULTI-FAMILY	05/03/2022	19,493,750.00	20,000,000.00	19,811,054.00	2.470	3.050	3.093	10/01/2026	183
3136AK2F9	42120	FNMA MULTI-FAMILY	05/04/2022	33,606,528.82	33,533,175.01	33,386,614.92	3.286	3.195	3.240	08/25/2026	146
3138LD5W9	42133	FNMA MULTI-FAMILY	05/06/2022	14,643,750.00	15,000,000.00	14,929,555.20	2.625	3.170	3.214	06/01/2026	61
3138LD5W9	42137	FNMA MULTI-FAMILY	05/09/2022	14,622,656.25	15,000,000.00	14,929,555.20	2.625	3.208	3.253	06/01/2026	61
3138LEC82	42151	FNMA MULTI-FAMILY	05/11/2022	19,509,375.00	20,000,000.00	19,883,243.40	2.570	3.165	3.209	07/01/2026	91
3140HV6S8	42188	FNMA MULTI-FAMILY	05/19/2022	28,959,375.00	30,000,000.00	29,633,958.90	2.190	2.988	3.030	11/01/2026	214
3138LD5W9	42234	FNMA MULTI-FAMILY	06/01/2022	7,880,625.00	8,000,000.00	7,962,429.44	2.625	3.296	3.342	06/01/2026	61
3140LJKS4	43098	FNMA MULTI-FAMILY	04/20/2023	23,264,450.63	23,279,000.00	23,283,457.70	4.540	4.533	4.596	01/01/2028	640
3140LJN7	43145	FNMA MULTI-FAMILY	05/02/2023	30,631,160.63	30,732,000.00	30,604,063.61	4.385	4.375	4.436	01/01/2028	640
3140LHFC9	43162	FNMA MULTI-FAMILY	05/09/2023	24,437,500.00	25,000,000.00	24,780,726.25	3.530	4.065	4.122	09/01/2027	518
3140LJS23	43200	FNMA MULTI-FAMILY	05/24/2023	24,855,468.75	25,000,000.00	25,005,837.00	4.170	4.163	4.221	02/01/2028	671
3140LJX68	43268	FNMA MULTI-FAMILY	06/26/2023	23,036,842.50	23,492,000.00	23,485,838.99	4.225	4.641	4.706	06/01/2028	792
3140LLCB5	43563	FNMA MULTI-FAMILY	11/01/2023	21,559,042.97	22,527,000.00	22,572,432.23	4.620	5.636	5.714	07/01/2028	822
3142FFGN1	44063	FNMA MULTI-FAMILY	04/15/2024	39,065,625.00	40,000,000.00	40,029,377.60	4.600	5.134	5.206	01/01/2029	1,006
3138LMNE9	44670	FNMA MULTI-FAMILY	08/07/2024	16,374,034.55	16,403,509.61	16,311,432.12	4.094	4.336	4.396	03/01/2028	700
313637Q52	44805	FNMA MULTI-FAMILY	10/08/2024	20,542,233.27	20,812,140.72	20,613,140.03	3.750	4.265	4.324	08/01/2028	853
3140NY4X6	46228	FNMA MULTI-FAMILY	07/21/2025	30,675,203.13	30,856,000.00	30,863,917.65	4.480	4.592	4.656	07/01/2030	1,552
3140NYWE7	46259	FNMA MULTI-FAMILY	07/31/2025	16,406,028.28	16,482,000.00	16,512,966.38	4.245	4.323	4.383	07/01/2030	1,552
3140HRL35	46328	FNMA MULTI-FAMILY	08/11/2025	39,721,875.00	40,000,000.00	39,766,875.20	3.760	3.939	3.994	11/01/2028	945
3140NW7H2	46402	FNMA MULTI-FAMILY	08/26/2025	32,166,845.63	31,711,000.00	31,875,717.40	5.005	4.607	4.671	12/01/2029	1,340
3140Q0LF7	46533	FNMA MULTI-FAMILY	09/25/2025	28,376,976.37	28,145,000.00	28,261,197.76	4.580	3.963	4.018	09/01/2030	1,614
3140NV4B0	46640	FNMA MULTI-FAMILY	10/20/2025	39,142,408.13	38,928,000.00	38,779,756.73	4.040	3.818	3.871	09/01/2029	1,249
3140Q1UR9	47069	FNMA MULTI-FAMILY	01/13/2026	27,485,625.00	27,400,000.00	27,312,524.95	4.160	4.050	4.106	12/01/2030	1,705
3140Q1ML1	47111	FNMA MULTI-FAMILY	01/22/2026	40,543,750.00	40,000,000.00	40,203,326.00	4.610	4.048	4.104	12/01/2030	1,705
3140Q1Z78	47347	FNMA MULTI-FAMILY	03/19/2026	38,658,814.45	38,737,500.00	38,407,347.26	4.020	4.045	4.102	01/01/2031	1,736
3140QMQJ6	41525	FNMA SINGLE FAMILY POOL	11/16/2021	6,145,646.49	6,073,523.40	5,712,976.34	1.500	1.092	1.107	11/01/2031	2,040
3140XDHF6	41526	FNMA SINGLE FAMILY POOL	11/16/2021	11,212,151.04	11,015,929.79	10,379,252.12	1.500	0.899	0.911	09/01/2031	1,979
31418EAD2	41676	FNMA SINGLE FAMILY POOL	12/16/2021	8,920,513.96	8,804,949.00	8,281,635.66	1.500	1.055	1.070	12/01/2031	2,070
3136B2HA3	46238	FANNIE MAE	07/18/2025	13,629,273.33	13,940,205.25	13,733,925.06	3.354	4.515	4.577	07/25/2028	846
30322KAE3	43105	FREDDIE MAC MULTI-FAMILY	04/21/2023	17,771,907.59	19,646,795.11	19,530,623.61	0.880	4.491	4.553	07/25/2026	115
3132XGVS2	43629	FREDDIE MAC MULTI-FAMILY	11/16/2023	26,783,753.44	27,276,000.00	27,234,830.97	5.100	5.664	5.743	06/01/2028	792

Fund COMM - COMMINGLED POOL
Investments by Fund
March 31, 2026

CUSIP	Investment #	Issuer	Purchase Date	Book Value	Par Value	Market Value	Current Rate	YTM 360	YTM 365	Maturity Date	Days To Maturity
Mortgage Backed Securities (MBS)											
3132XKSM0	45492	FREDDIE MAC MULTI-FAMILY	03/07/2025	24,262,672.85	24,275,000.00	24,167,536.03	4.500	4.324	4.384	07/01/2029	1,187
3137FMU67	45681	FREDDIE MAC MULTI-FAMILY	04/10/2025	7,290,868.85	7,399,256.40	7,373,844.39	2.862	4.648	4.712	05/25/2026	54
3132XDCK7	46121	FREDDIE MAC MULTI-FAMILY	06/27/2025	24,550,867.10	24,642,313.19	24,566,959.71	4.150	4.210	4.268	05/01/2030	1,491
3132XKSP3	46703	FREDDIE MAC MULTI-FAMILY	10/31/2025	22,893,403.13	22,940,000.00	22,645,920.44	3.830	3.843	3.897	07/01/2029	1,187
3132XFYP7	46759	FREDDIE MAC MULTI-FAMILY	11/10/2025	24,833,007.81	25,000,000.00	24,662,967.00	3.950	4.076	4.133	07/01/2030	1,552
3132XK4Z7	46947	FREDDIE MAC MULTI-FAMILY	12/17/2025	27,800,761.05	27,841,000.00	27,651,540.32	4.200	4.204	4.263	07/01/2030	1,552
3132XGVQ6	47179	FREDDIE MAC MULTI-FAMILY	02/04/2026	44,792,185.84	44,792,185.84	44,464,593.26	4.160	4.123	4.180	07/01/2030	1,552
Subtotal and Average				1,943,875,276.77	1,954,181,739.23	1,943,823,587.28		3.906	3.961		967
Federal Agency Bonds											
3133EM4X7	41408	FFCB NOTES	09/29/2021	12,784,279.27	12,796,000.00	12,627,918.40	0.800	0.999	1.013	09/10/2026	162
3133ENNB2	41818	FFCB NOTES	02/08/2022	3,994,311.30	4,000,000.00	3,930,988.72	1.625	1.778	1.803	02/03/2027	308
3133ENUD0	42079	FFCB NOTES	04/28/2022	19,999,410.42	20,000,000.00	19,995,579.80	2.640	2.762	2.800	04/08/2026	7
3133ENB33	42402	FFCB NOTES	07/19/2022	19,988,976.00	20,000,000.00	19,814,252.20	3.050	3.053	3.096	07/19/2027	474
3133ENV72	42641	FFCB NOTES	10/27/2022	24,993,680.15	25,000,000.00	25,058,491.75	4.500	4.525	4.588	07/27/2026	117
3133EN3S7	42752	FFCB NOTES	12/07/2022	22,552,815.83	22,605,000.00	22,600,978.12	3.750	3.848	3.902	12/07/2027	615
3133EPFT7	43069	FFCB NOTES	04/13/2023	19,998,857.78	20,000,000.00	19,999,698.60	3.750	3.879	3.933	04/13/2026	12
3133EPGW9	43119	FFCB NOTES	04/25/2023	39,982,640.00	40,000,000.00	40,034,341.60	3.875	3.844	3.898	04/25/2028	755
3130AN4T4	41376	FHLB NOTES	09/17/2021	10,001,370.03	10,000,000.00	9,943,606.60	0.875	0.793	0.804	06/12/2026	72
Subtotal and Average				174,296,340.78	174,401,000.00	174,005,855.79		3.301	3.347		349
Federal Agency Bonds - CALLABLE											
31424WQB1	44802	FARMER MAC	10/15/2024	25,000,000.00	25,000,000.00	24,958,639.75	4.450	4.389	4.450	10/15/2029	1,293
3133ENJC5	41695	FFCB NOTES	12/22/2021	12,000,000.00	12,000,000.00	11,774,520.36	1.290	1.272	1.290	12/22/2026	265
3133ENJC5	41696	FFCB NOTES	12/22/2021	12,000,000.00	12,000,000.00	11,774,520.36	1.290	1.272	1.290	12/22/2026	265
3133ENQD5	41869	FFCB NOTES	03/01/2022	7,000,000.00	7,000,000.00	6,898,459.05	2.170	2.140	2.170	03/01/2027	334
3133ENQD5	41870	FFCB NOTES	03/01/2022	10,000,000.00	10,000,000.00	9,854,941.50	2.170	2.140	2.170	03/01/2027	334
3133ENQD5	41871	FFCB NOTES	03/01/2022	10,000,000.00	10,000,000.00	9,854,941.50	2.170	2.140	2.170	03/01/2027	334
3130AM4N9	41113	FHLB NOTES	04/29/2021	15,000,000.00	15,000,000.00	14,967,729.75	1.000	0.986	1.000	04/29/2026	28
3130ANWF3	41332	FHLB NOTES	08/30/2021	45,000,000.00	45,000,000.00	44,495,357.85	0.970	0.956	0.970	08/25/2026	146
3130ANVR8	41365	FHLB NOTES	09/14/2021	24,000,000.00	24,000,000.00	23,753,582.64	1.000	0.986	1.000	08/14/2026	135
3130ANMH0	41652	FHLB NOTES	12/13/2021	24,975,281.56	25,000,000.00	24,742,341.25	1.100	1.346	1.365	08/20/2026	141
3130ARFG1	41954	FHLB NOTES	03/30/2022	20,000,000.00	20,000,000.00	19,737,987.40	2.400	2.367	2.400	03/25/2027	358

Fund COMM - COMMINGLED POOL
Investments by Fund
March 31, 2026

CUSIP	Investment #	Issuer	Purchase Date	Book Value	Par Value	Market Value	Current Rate	YTM 360	YTM 365	Maturity Date	Days To Maturity
Federal Agency Bonds - CALLABLE											
3130AKYH3	41960	FHLB NOTES	03/31/2022	19,367,894.05	19,655,000.00	19,170,237.53	0.830	2.618	2.655	02/10/2027	315
3130ARJT9	41995	FHLB NOTES	04/12/2022	25,000,000.00	25,000,000.00	24,782,736.25	2.910	2.870	2.910	04/12/2027	376
3130ARN23	42077	FHLB NOTES	04/28/2022	25,000,000.00	25,000,000.00	24,845,022.25	3.200	3.156	3.200	04/28/2027	392
3130ARPR6	42089	FHLB NOTES	04/29/2022	35,000,000.00	35,000,000.00	34,768,871.90	3.100	3.057	3.100	04/29/2027	393
3130ARQ87	42090	FHLB NOTES	04/29/2022	15,000,000.00	15,000,000.00	14,990,274.60	3.000	2.958	3.000	04/29/2026	28
3130ARQ87	42091	FHLB NOTES	04/29/2022	25,000,000.00	25,000,000.00	24,983,791.00	3.000	2.958	3.000	04/29/2026	28
3130ARQ87	42092	FHLB NOTES	04/29/2022	25,000,000.00	25,000,000.00	24,983,791.00	3.000	2.958	3.000	04/29/2026	28
3130ARUR0	42143	FHLB NOTES	05/10/2022	25,000,000.00	25,000,000.00	24,841,498.00	3.200	3.156	3.200	05/10/2027	404
3130ARUR0	42144	FHLB NOTES	05/10/2022	4,199,069.00	4,200,000.00	4,173,371.66	3.200	3.177	3.221	05/10/2027	404
3130ARUZ2	42166	FHLB NOTES	05/13/2022	10,000,000.00	10,000,000.00	9,991,651.20	3.100	3.057	3.100	05/13/2026	42
3130ANMH0	42245	FHLB NOTES	06/03/2022	10,140,215.02	10,215,000.00	10,109,720.63	1.100	3.095	3.138	08/20/2026	141
3130AS6Q7	42256	FHLB NOTES	06/07/2022	30,000,000.00	30,000,000.00	29,815,788.90	3.250	3.205	3.250	06/07/2027	432
3130ANEC0	42774	FHLB NOTES	12/13/2022	34,649,487.60	35,000,000.00	34,701,635.50	1.125	3.933	3.988	07/29/2026	119
3130B0RD3	44022	FHLB NOTES	04/04/2024	35,000,000.00	35,000,000.00	35,001,144.15	5.000	4.931	5.000	04/02/2029	1,097
3130B0RD3	44027	FHLB NOTES	04/04/2024	10,000,000.00	10,000,000.00	10,000,326.90	5.000	4.931	5.000	04/02/2029	1,097
3134GW6C5	42098	FHLMC NOTES	05/02/2022	19,756,979.95	20,000,000.00	19,664,716.20	0.800	3.036	3.078	10/28/2026	210
3134GXHX5	42109	FHLMC NOTES	05/03/2022	14,764,317.66	15,000,000.00	14,689,458.15	0.850	3.145	3.189	12/23/2026	266
3134HBZ38	46647	FHLMC NOTES	10/17/2025	30,000,000.00	30,000,000.00	29,854,027.80	4.200	4.142	4.200	10/17/2030	1,660
3134HCFM6	46894	FHLMC CALLABLE	12/16/2025	50,000,000.00	50,000,000.00	49,524,050.50	4.020	3.964	4.020	12/16/2030	1,720
3134HB3J8	46903	FHLMC CALLABLE	12/09/2025	74,993,306.14	75,000,000.00	74,850,526.50	4.000	3.947	4.002	11/01/2028	945
3134HCGD5	46917	FHLMC CALLABLE	12/11/2025	50,000,000.00	50,000,000.00	49,527,968.00	4.200	4.142	4.200	12/11/2030	1,715
3134HCHC6	46928	FHLMC CALLABLE	12/17/2025	75,000,000.00	75,000,000.00	74,421,765.75	4.050	3.995	4.050	07/17/2029	1,203
3134HCLP2	47023	FHLMC CALLABLE	12/31/2025	50,000,000.00	50,000,000.00	49,710,028.00	4.200	4.139	4.196	12/18/2030	1,722
3134HCLP2	47024	FHLMC CALLABLE	12/31/2025	30,000,000.00	30,000,000.00	29,826,016.80	4.200	4.142	4.199	12/18/2030	1,722
3134HCLV9	47046	FHLMC CALLABLE	01/06/2026	59,994,286.52	60,000,000.00	59,450,689.20	4.125	4.070	4.127	12/16/2030	1,720
3134HCRN1	47141	FHLMC CALLABLE	01/28/2026	40,000,000.00	40,000,000.00	39,629,046.40	4.150	4.093	4.150	01/28/2031	1,763
3134HCTE9	47186	FHLMC CALLABLE	02/03/2026	40,000,000.00	40,000,000.00	39,805,508.00	4.000	3.945	4.000	08/03/2029	1,220
3134HCE70	47383	FHLMC CALLABLE	03/30/2026	30,000,000.00	30,000,000.00	30,103,410.90	4.550	4.487	4.550	03/28/2031	1,822
3135G06L2	41964	FNMA NOTES	04/01/2022	19,765,746.85	20,000,000.00	19,597,543.00	0.875	2.594	2.630	12/18/2026	261
3136GCB20	47089	FNMA CALLABLE	01/14/2026	16,342,091.07	16,346,000.00	16,210,154.28	3.925	3.876	3.930	12/16/2030	1,720
3136GCX34	47371	FNMA CALLABLE	03/24/2026	35,000,000.00	35,000,000.00	34,920,237.80	4.350	4.290	4.350	03/24/2031	1,818
Subtotal and Average				1,168,948,675.42	1,170,416,000.00	1,161,758,030.16		3.420	3.468		934

Fund COMM - COMMINGLED POOL
Investments by Fund
March 31, 2026

CUSIP	Investment #	Issuer	Purchase Date	Book Value	Par Value	Market Value	Current Rate	YTM 360	YTM 365	Maturity Date	Days To Maturity
US Treasury Notes											
9128287B0	41496	U.S. TREASURY NOTES	11/03/2021	25,046,943.93	25,000,000.00	24,885,351.50	1.875	1.076	1.091	06/30/2026	90
9128286X3	41550	U.S. TREASURY NOTES	11/23/2021	25,034,552.56	25,000,000.00	24,930,742.25	2.125	1.239	1.257	05/31/2026	60
912828YD6	41656	U.S. TREASURY NOTES	12/13/2021	40,027,584.20	40,000,000.00	39,611,250.00	1.375	1.187	1.203	08/31/2026	152
912828YG9	41816	U.S. TREASURY NOTES	02/07/2022	19,988,514.34	20,000,000.00	19,789,726.60	1.625	1.721	1.745	09/30/2026	182
912828Y95	42053	U.S. TREASURY NOTES	04/22/2022	44,851,753.68	45,000,000.00	44,722,968.75	1.875	2.899	2.939	07/31/2026	121
9128287B0	42104	U.S. TREASURY NOTES	05/02/2022	34,915,810.03	35,000,000.00	34,839,492.10	1.875	2.878	2.918	06/30/2026	90
Subtotal and Average				189,865,158.74	190,000,000.00	188,779,531.20		1.951	1.978		116
Corporate Bonds											
037833CJ7	41990	APPLE INC	04/11/2022	11,719,427.79	11,694,000.00	11,636,660.58	3.350	3.031	3.073	02/09/2027	314
037833CJ7	41991	APPLE INC	04/12/2022	11,871,936.62	11,850,000.00	11,791,895.66	3.350	3.060	3.103	02/09/2027	314
037833ET3	43166	APPLE INC	05/10/2023	39,967,447.33	40,000,000.00	40,046,591.20	4.000	3.987	4.043	05/10/2028	770
00724PAE9	44016	Adobe Inc	04/04/2024	9,998,319.44	10,000,000.00	10,068,622.70	4.850	4.801	4.868	04/04/2027	368
023135CF1	42005	AMAZON	04/13/2022	39,982,970.67	40,000,000.00	39,695,689.60	3.300	3.299	3.345	04/13/2027	377
023135CP9	42735	AMAZON	12/01/2022	49,990,333.33	50,000,000.00	50,440,193.50	4.550	4.500	4.563	12/01/2027	609
023135CT1	46808	AMAZON	11/20/2025	19,980,157.44	20,000,000.00	19,767,329.20	4.100	4.067	4.123	11/20/2030	1,694
023135CS3	46965	AMAZON	12/17/2025	26,978,371.79	26,902,000.00	26,792,001.22	3.900	3.730	3.782	11/20/2028	964
023135DD5	47324	AMAZON	03/13/2026	54,912,880.00	55,000,000.00	54,580,372.55	4.250	4.227	4.285	03/13/2031	1,807
06406RBQ9	43125	BANK OF NEW YORK	04/26/2023	15,000,000.00	15,000,000.00	15,004,377.90	4.947	4.879	4.947	04/26/2027	390
06406RCH8	46002	BANK OF NEW YORK	06/10/2025	10,000,000.00	10,000,000.00	10,013,186.60	4.441	4.380	4.441	06/09/2028	800
06406RAB3	47097	BANK OF NEW YORK	01/15/2026	7,086,415.32	7,114,000.00	7,063,210.24	3.442	4.114	4.171	02/07/2028	677
084664CZ2	41908	BERKSHIRE HATHWY	03/15/2022	39,998,547.56	40,000,000.00	39,375,784.40	2.300	2.272	2.304	03/15/2027	348
595620AT2	46735	BERKSHIRE HATHWY	11/03/2025	19,832,464.73	20,000,000.00	19,628,813.00	3.650	3.892	3.947	04/15/2029	1,110
141781CA0	43110	CARGILL INC	04/24/2023	9,998,551.14	10,000,000.00	10,008,246.60	4.500	4.507	4.570	06/24/2026	84
141781CA0	43118	CARGILL INC	04/25/2023	27,851,359.74	27,850,000.00	27,872,966.78	4.500	4.417	4.478	06/24/2026	84
141781CE2	45382	CARGILL INC	02/11/2025	19,991,811.11	20,000,000.00	20,160,255.80	4.625	4.585	4.648	02/11/2028	681
141781CF9	46661	CARGILL INC	10/23/2025	9,976,373.44	10,000,000.00	9,852,184.70	4.125	4.125	4.182	10/23/2030	1,666
14913UAA8	43176	CATERPILLAR	05/15/2023	44,999,138.33	45,000,000.00	45,012,702.15	4.350	4.307	4.366	05/15/2026	44
14913UBH2	47055	CATERPILLAR	01/08/2026	4,998,283.00	5,000,000.00	4,955,429.00	4.150	4.101	4.158	01/08/2031	1,743
231021AY2	45849	Cummins Inc.	05/09/2025	6,996,560.93	7,000,000.00	7,009,703.40	4.250	4.216	4.275	05/09/2028	769
126149AD5	43109	BESTFOODS	04/24/2023	15,952,667.45	15,683,000.00	16,022,131.07	7.250	4.511	4.574	12/15/2026	258
126149AD5	43126	BESTFOODS	04/26/2023	4,578,612.90	4,500,000.00	4,597,308.54	7.250	4.471	4.533	12/15/2026	258

Fund COMM - COMMINGLED POOL
Investments by Fund
March 31, 2026

CUSIP	Investment #	Issuer	Purchase Date	Book Value	Par Value	Market Value	Current Rate	YTM 360	YTM 365	Maturity Date	Days To Maturity
Corporate Bonds											
79466LAR5	47331	Salesforce Inc	03/13/2026	29,993,509.80	30,000,000.00	30,048,995.10	4.650	4.594	4.657	03/15/2029	1,079
24422EWR6	43134	JOHN DEERE CAPITAL CORP	04/27/2023	19,157,034.03	18,964,000.00	19,213,528.31	4.750	4.064	4.121	01/20/2028	659
24422EYD5	46000	JOHN DEERE CAPITAL CORP	06/05/2025	29,980,617.78	30,000,000.00	30,105,648.90	4.250	4.223	4.281	06/05/2028	796
254687GC4	47232	Walt Disney Co.	02/12/2026	39,951,056.12	40,000,000.00	39,545,160.40	3.750	3.741	3.793	03/14/2029	1,078
23338VAN6	45645	Detroit Electric	04/03/2025	17,193,065.68	18,000,000.00	17,234,154.54	1.900	4.254	4.313	04/01/2028	731
95709TAN0	43074	EVERGY KANSAS CENTRAL	04/14/2023	19,919,256.70	20,000,000.00	19,916,981.80	2.550	4.236	4.295	07/01/2026	91
95709TAN0	43082	EVERGY KANSAS CENTRAL	04/17/2023	9,961,098.79	10,000,000.00	9,958,490.90	2.550	4.171	4.229	07/01/2026	91
02079KAW7	46750	GOOGLE INC	11/06/2025	14,994,894.86	15,000,000.00	14,895,425.10	4.100	4.051	4.107	11/15/2030	1,689
02079KAV9	46966	GOOGLE INC	12/17/2025	27,360,429.61	27,238,000.00	27,145,689.60	3.875	3.636	3.686	11/15/2028	959
02079KBJ5	47215	GOOGLE INC	02/13/2026	14,947,965.53	15,000,000.00	14,870,730.30	3.700	3.776	3.828	02/15/2029	1,051
37331NAR2	45973	GEORGIA PACIFIC LLC	06/02/2025	2,995,487.71	3,000,000.00	3,003,645.45	4.400	4.409	4.471	06/30/2028	821
459200LQ2	47172	IBM	02/03/2026	2,998,410.22	3,000,000.00	2,969,392.05	4.000	3.964	4.020	02/03/2029	1,039
458140CE8	43121	INTEL CORP	04/25/2023	13,749,944.67	13,672,000.00	13,760,991.87	4.875	4.466	4.528	02/10/2028	680
458140CE8	43129	INTEL CORP	04/26/2023	10,060,303.13	10,000,000.00	10,065,090.60	4.875	4.447	4.509	02/10/2028	680
571676AT2	43099	MARS INC	04/20/2023	19,994,170.11	20,000,000.00	20,131,655.40	4.550	4.503	4.566	04/20/2028	750
57629WCQ1	42334	MASSMUTUAL GLOBAL FUNDING	06/28/2022	7,411,661.97	7,500,000.00	7,402,579.20	2.350	3.948	4.003	01/14/2027	288
57629TCB1	47098	MASSMUTUAL GLOBAL FUNDING	01/22/2026	14,982,307.50	15,000,000.00	14,843,964.60	4.000	3.989	4.045	01/22/2029	1,027
58933YBH7	43183	MERCK & CO	05/17/2023	9,996,553.00	10,000,000.00	10,009,567.60	4.050	4.012	4.068	05/17/2028	777
58933YBW4	46866	MERCK & CO	12/04/2025	19,973,332.43	20,000,000.00	19,850,214.20	3.850	3.846	3.899	03/15/2029	1,079
59217GBY4	41873	MET LIFE GLOBAL FUNDING	03/01/2022	8,549,078.52	8,500,000.00	8,448,732.59	3.450	2.548	2.584	12/18/2026	261
59217GFB0	42345	MET LIFE GLOBAL FUNDING	06/30/2022	14,997,156.33	15,000,000.00	15,025,778.40	4.400	4.356	4.417	06/30/2027	455
59217GFR5	43745	MET LIFE GLOBAL FUNDING	01/08/2024	19,999,003.00	20,000,000.00	20,201,898.80	4.850	4.785	4.852	01/08/2029	1,013
592179KR5	46387	MET LIFE GLOBAL FUNDING	08/25/2025	19,998,720.00	20,000,000.00	19,937,352.80	4.150	4.095	4.152	08/25/2028	877
59217GFU8	47047	MET LIFE GLOBAL FUNDING	01/12/2026	19,990,630.11	20,000,000.00	19,774,510.80	4.350	4.301	4.361	01/12/2031	1,747
30303M8G0	46967	Meta Platforms Inc	12/17/2025	38,822,402.99	38,905,000.00	38,623,301.34	3.500	3.608	3.658	08/15/2027	501
594918BY9	42081	MICROSOFT CORP	04/28/2022	5,175,697.70	5,168,000.00	5,139,122.04	3.300	3.057	3.099	02/06/2027	311
594918BR4	42668	MICROSOFT CORP	11/04/2022	24,826,594.35	25,000,000.00	24,860,735.50	2.400	4.498	4.560	08/08/2026	129
637432NP6	43112	NATIONAL RURAL UTIL COOP	04/24/2023	13,481,067.16	13,725,000.00	13,518,258.13	3.400	4.415	4.476	02/07/2028	677
63743HFK3	43558	NATIONAL RURAL UTIL COOP	11/02/2023	19,998,570.91	20,000,000.00	20,160,638.00	5.600	5.610	5.688	11/13/2026	226
63743HFR8	44179	NATIONAL RURAL UTIL COOP	05/10/2024	29,993,171.93	30,000,000.00	30,223,284.00	5.100	5.052	5.122	05/06/2027	400
63743HFZ0	46386	NATIONAL RURAL UTIL COOP	08/25/2025	9,991,040.00	10,000,000.00	9,961,628.00	4.150	4.132	4.190	08/25/2028	877
637639AH8	42736	NATIONAL SECS CLEARING CORP	12/01/2022	14,982,473.24	14,950,000.00	15,164,689.62	5.100	4.879	4.947	11/21/2027	599

Fund COMM - COMMINGLED POOL
Investments by Fund
March 31, 2026

CUSIP	Investment #	Issuer	Purchase Date	Book Value	Par Value	Market Value	Current Rate	YTM 360	YTM 365	Maturity Date	Days To Maturity
Corporate Bonds											
637639AN5	45896	NATIONAL SECS CLEARING CORP	05/20/2025	24,981,594.31	25,000,000.00	25,065,490.50	4.350	4.336	4.396	05/20/2030	1,510
665859AY0	46786	NORTHERN TRUST CORP	11/19/2025	9,995,459.33	10,000,000.00	9,910,928.70	4.150	4.103	4.160	11/19/2030	1,693
66815L2F5	42707	NORTHWESTERN MUTUAL LIFE INSUR	11/21/2022	31,101,313.25	31,807,000.00	31,243,221.88	1.750	4.870	4.938	01/11/2027	285
66815L2Z1	47056	NORTHWESTERN MUTUAL LIFE INSUR	01/13/2026	34,996,986.50	35,000,000.00	34,535,289.95	4.300	4.243	4.302	01/13/2031	1,748
64952WED1	41174	NEW YORK LIFE GLOBAL	06/09/2021	19,999,267.11	20,000,000.00	19,885,189.20	1.150	1.154	1.170	06/09/2026	69
64952WED1	41825	NEW YORK LIFE GLOBAL	02/09/2022	9,429,873.95	9,445,000.00	9,390,780.60	1.150	2.012	2.040	06/09/2026	69
64953BBW7	45777	NEW YORK LIFE GLOBAL	04/25/2025	24,987,944.44	25,000,000.00	25,063,175.00	4.400	4.364	4.425	04/25/2028	755
64952WFL2	46548	NEW YORK LIFE GLOBAL	09/23/2025	22,171,834.30	22,000,000.00	22,027,662.36	4.400	3.859	3.913	12/13/2027	621
64952WFR9	47048	NEW YORK LIFE GLOBAL	01/09/2026	39,938,915.56	40,000,000.00	39,538,914.00	4.250	4.227	4.285	01/09/2031	1,744
69371RT97	46305	PACCAR Financial Corporation	08/08/2025	6,996,761.01	7,000,000.00	6,995,132.34	4.000	3.965	4.021	08/08/2028	860
69371RU38	47171	PACCAR Financial Corporation	02/05/2026	24,990,044.44	25,000,000.00	24,799,523.50	3.900	3.861	3.914	02/05/2029	1,041
713448GD4	45375	PEPSICO INC	02/07/2025	24,999,787.50	25,000,000.00	25,089,991.25	4.400	4.340	4.401	02/07/2027	312
717081FJ7	46816	PFIZER	11/21/2025	24,997,750.70	25,000,000.00	24,945,392.25	3.875	3.827	3.881	11/15/2027	593
742718FV6	41801	PROCTER & GAMBLE	02/01/2022	54,986,983.33	55,000,000.00	54,103,442.80	1.900	1.903	1.929	02/01/2027	306
742718ER6	41999	PROCTER & GAMBLE	04/12/2022	10,814,709.08	10,845,000.00	10,758,709.59	2.450	2.919	2.960	11/03/2026	216
74153WCZ0	46815	PRICOA Global Funding 1_PRU	11/25/2025	24,980,237.50	25,000,000.00	24,733,280.50	4.350	4.309	4.369	11/25/2030	1,699
21688ABK7	45274	RABOBANK	01/21/2025	25,000,000.00	25,000,000.00	25,351,856.50	4.883	4.816	4.883	01/21/2028	660
857477CP6	44840	STATE STREET Corporation	10/22/2024	30,000,000.00	30,000,000.00	30,098,126.70	4.330	4.270	4.330	10/22/2027	569
857449AC6	45002	STATE STREET Corporation	11/25/2024	30,000,000.00	30,000,000.00	30,107,237.70	4.594	4.531	4.594	11/25/2026	238
857477DA8	45776	STATE STREET Corporation	04/24/2025	10,000,000.00	10,000,000.00	10,020,211.80	4.543	4.480	4.543	04/24/2028	754
90327QDA4	45981	USAA CAPITAL CORP	06/02/2025	19,972,674.70	20,000,000.00	20,059,392.40	4.375	4.382	4.443	06/01/2028	792
92826CAY8	47193	VISA	02/12/2026	49,945,108.80	50,000,000.00	49,687,894.50	3.800	3.788	3.840	02/12/2029	1,048
931142ER0	41379	WALMART	09/17/2021	9,998,257.00	10,000,000.00	9,867,414.90	1.050	1.074	1.088	09/17/2026	169
931142EM1	41875	WALMART	03/01/2022	2,320,014.15	2,315,000.00	2,309,332.72	3.050	2.141	2.171	07/08/2026	98
931142EX7	42578	WALMART	09/27/2022	9,932,706.51	10,000,000.00	10,002,829.20	3.950	4.414	4.476	09/09/2027	526
931142FA6	43091	WALMART	04/18/2023	9,999,942.80	10,000,000.00	9,999,916.50	4.000	3.960	4.015	04/15/2026	14
Subtotal and Average				1,656,627,502.21	1,658,627,000.00	1,652,997,829.67	3.999	4.054	4.054	755	
ABS - Green Bonds											
43815JAC7	42950	HONDA AUTO RECEIVABLES OWNER T	02/24/2023	1,256,777.71	1,257,011.26	1,258,469.14	5.040	5.032	5.102	04/21/2027	385
881934AD5	44817	TESLA AUTO LEASE TRUST	10/16/2024	25,423,209.28	25,425,955.28	25,472,939.90	4.780	4.542	4.605	11/20/2026	233
Subtotal and Average				26,679,986.99	26,682,966.54	26,731,409.04	4.566	4.629	4.629	240	

Fund COMM - COMMINGLED POOL
Investments by Fund
March 31, 2026

CUSIP	Investment #	Issuer	Purchase Date	Book Value	Par Value	Market Value	Current Rate	YTM 360	YTM 365	Maturity Date	Days To Maturity
Asset Backed Securities (ABS)											
02007NAC2	44748	ALLY AUTO RECEIVABLES TRUST	09/27/2024	6,482,878.71	6,483,549.11	6,486,737.72	4.140	4.123	4.180	07/16/2029	1,202
02582JJZ4	43249	AMERICAN EXPRESS CREDIT ACCT	06/14/2023	18,748,336.88	18,750,000.00	18,768,502.50	4.870	4.856	4.923	05/15/2028	775
02582JKH2	44096	AMERICAN EXPRESS CREDIT ACCT	04/23/2024	44,990,775.00	45,000,000.00	45,592,812.00	5.230	5.222	5.295	04/16/2029	1,111
02582JKP4	45854	AMERICAN EXPRESS CREDIT ACCT	05/13/2025	23,999,565.60	24,000,000.00	24,082,125.60	4.280	4.259	4.319	04/15/2030	1,475
05594BAD8	45850	BANK OF AMERICA AUTO TRUST	05/12/2025	7,499,482.50	7,500,000.00	7,521,447.75	4.350	4.332	4.392	11/20/2029	1,329
096912AD2	46003	BMW VEHICLE LEASE TRUST	06/10/2025	8,999,802.00	9,000,000.00	9,029,858.40	4.430	4.410	4.472	06/26/2028	817
096919AD7	44297	BMW VEHICLE OWNER TRUST	06/11/2024	13,510,489.85	13,512,542.41	13,601,421.16	5.180	5.171	5.243	02/26/2029	1,062
096924AD7	45367	BMW VEHICLE OWNER TRUST	02/12/2025	24,997,537.50	25,000,000.00	25,134,020.00	4.560	4.545	4.608	09/25/2029	1,273
14290DAC5	44973	CARMAX AUTO OWNER TRUST	11/05/2024	19,996,258.00	20,000,000.00	20,105,156.00	4.600	4.588	4.652	10/15/2029	1,293
14319WAD8	45282	CARMAX AUTO OWNER TRUST	01/22/2025	17,497,042.50	17,500,000.00	17,620,022.00	4.840	4.939	5.008	01/15/2030	1,385
14320AAD3	45793	CARMAX AUTO OWNER TRUST	05/02/2025	11,498,312.95	11,500,000.00	11,554,263.90	4.480	4.465	4.528	03/15/2030	1,444
14320XAB7	47127	CARMAX AUTO OWNER TRUST	01/28/2026	11,499,012.15	11,500,000.00	11,480,360.30	3.870	3.855	3.909	04/16/2029	1,111
189920AB7	47124	CNH EQUIPMENT TRUST	01/28/2026	19,998,512.00	20,000,000.00	19,981,550.00	3.820	3.803	3.856	06/15/2029	1,171
14043KAH8	42944	CAPITAL ONE PRIME AUTO RECEIV	02/23/2023	2,951,181.47	2,951,748.21	2,959,109.28	4.870	4.860	4.928	02/15/2028	685
254683CZ6	43276	DISCOVER CARD EXECUTION NOTE	06/28/2023	29,995,947.00	30,000,000.00	30,061,758.00	4.930	4.918	4.986	06/15/2028	806
24703UAC7	45785	DELL EQUIPMENT FINANCE Trust	05/01/2025	4,203,238.77	4,203,428.76	4,210,248.40	4.680	4.665	4.730	07/22/2027	477
233868AC2	43476	DAIMLET TRUCKS RETAIL TRUST	09/27/2023	4,951,430.25	4,951,506.01	4,965,278.13	5.900	5.892	5.973	03/15/2027	348
345276AD1	47125	FORD CREDIT AUTO LEASE TRUST	01/26/2026	28,997,569.80	29,000,000.00	28,914,809.60	4.000	3.982	4.037	07/15/2029	1,201
362962AD4	45933	GM FIN'CL AUTO LEASING TRUST	05/29/2025	19,249,680.45	19,250,000.00	19,341,637.70	4.580	4.561	4.625	05/22/2028	782
379965AD8	46307	GM FIN'CL AUTO LEASING TRUST	08/13/2025	16,497,492.00	16,500,000.00	16,508,439.75	4.170	4.157	4.215	08/21/2028	873
362549AD9	45851	GM FINANCIAL SECURITIZED	05/14/2025	8,498,748.80	8,500,000.00	8,515,783.65	4.280	4.265	4.325	04/16/2030	1,476
448970AD5	47081	HYUNDAI AUTO LEASE SEC TRUST	01/21/2026	15,997,654.40	16,000,000.00	15,942,409.60	3.970	3.955	4.010	12/15/2028	989
437927AC0	43212	HONDA AUTO RECEIVABLES OWNER T	05/30/2023	6,497,780.68	6,498,833.49	6,514,833.62	4.930	4.920	4.988	11/15/2027	593
437918AC9	43894	HONDA AUTO RECEIVABLES OWNER T	02/21/2024	16,871,378.60	16,872,112.54	16,984,723.77	5.210	5.196	5.268	08/15/2028	867
43814XAD5	46758	HONDA AUTO RECEIVABLES OWNER T	11/12/2025	21,995,740.80	22,000,000.00	21,885,325.00	3.980	3.966	4.021	06/17/2030	1,538
43815CAD0	47226	HONDA AUTO RECEIVABLES OWNER T	02/18/2026	18,497,052.95	18,500,000.00	18,345,787.70	3.780	3.874	3.928	09/23/2030	1,636
448979AD6	43065	HYUNDAI AUTO RECEIVABLES TRUST	04/12/2023	229,000.10	229,022.45	229,056.02	4.580	4.565	4.629	04/15/2027	379
44918CAD4	43562	HYUNDAI AUTO RECEIVABLES TRUST	11/13/2023	4,915,097.68	4,915,744.10	4,951,901.86	5.540	5.533	5.610	10/16/2028	929
448981AD2	47223	HYUNDAI AUTO RECEIVABLES TRUST	02/18/2026	19,498,683.75	19,500,000.00	19,334,197.35	3.790	3.770	3.822	02/18/2031	1,784
41285JAD0	42945	HARLEY-DAVIDSON MOTORCYCLE	02/23/2023	2,291,614.61	2,291,845.40	2,295,789.21	5.050	5.038	5.107	12/15/2027	623
412922AC0	44212	HARLEY-DAVIDSON MOTORCYCLE	05/22/2024	14,720,687.80	14,721,451.84	14,861,856.21	5.540	5.358	5.433	03/15/2029	1,079
41284XAD0	45935	HARLEY-DAVIDSON MOTORCYCLE	05/28/2025	19,995,900.00	20,000,000.00	20,140,214.00	4.900	4.660	4.725	04/15/2030	1,475

Fund COMM - COMMINGLED POOL
Investments by Fund
March 31, 2026

CUSIP	Investment #	Issuer	Purchase Date	Book Value	Par Value	Market Value	Current Rate	YTM 360	YTM 365	Maturity Date	Days To Maturity
Asset Backed Securities (ABS)											
477920AC6	43277	JOHN DEERE OWNER TRUST	06/28/2023	5,419,913.85	5,420,818.04	5,444,329.21	5.180	5.171	5.243	03/15/2028	714
47800RAD5	43954	JOHN DEERE OWNER TRUST	03/19/2024	6,688,178.57	6,688,553.13	6,727,499.24	4.960	4.945	5.014	11/15/2028	959
477911AC5	44697	JOHN DEERE OWNER TRUST	09/17/2024	2,761,746.73	2,761,746.73	2,762,443.52	4.088	4.303	4.363	08/16/2027	502
47800DAD6	45493	JOHN DEERE OWNER TRUST	03/11/2025	20,998,679.10	21,000,000.00	21,058,552.20	4.230	4.211	4.270	09/17/2029	1,265
47800UAD8	46179	JOHN DEERE OWNER TRUST	07/17/2025	32,992,330.80	33,000,000.00	33,064,977.00	4.170	4.158	4.216	12/17/2029	1,356
47787DAD3	47325	JOHN DEERE OWNER TRUST	03/18/2026	5,998,936.80	6,000,000.00	5,964,044.40	3.870	3.855	3.909	08/15/2030	1,597
58770JAD6	44231	MERCEDES-BENZ AUTO LEASE TRUST	05/23/2024	11,301,511.73	11,302,834.16	11,362,531.21	5.660	5.311	5.385	01/18/2028	657
58768YAD7	45910	MERCEDES-BENZ AUTO LEASE TRUST	05/21/2025	11,498,598.15	11,500,000.00	11,583,231.25	4.610	4.596	4.660	04/16/2029	1,111
58770YAD3	47090	MERCEDES-BENZ AUTO LEASE TRUST	01/21/2026	15,496,926.35	15,500,000.00	15,410,720.00	3.930	3.917	3.972	01/15/2030	1,385
58770AAC7	42879	MERCEDES -BENZ AUTO REC TRUST	01/25/2023	2,013,504.31	2,013,745.96	2,015,334.40	4.510	4.495	4.558	11/15/2027	593
65481HAD5	47261	NISSAN AUTO LEASE TRUST	02/26/2026	20,997,759.30	21,000,000.00	20,863,955.70	3.870	3.853	3.907	03/15/2029	1,079
65480WAD3	43130	NISSAN AUTO RECEIVABLES OWNER	04/26/2023	7,290,635.26	7,291,923.74	7,305,763.08	4.910	4.900	4.968	11/15/2027	593
65481GAB1	45932	NISSAN AUTO RECEIVABLES OWNER	05/27/2025	13,758,553.06	13,759,319.45	13,785,742.85	4.500	4.485	4.548	02/15/2028	685
73328AAD1	44629	PORSCHE INNOVATIVE LEASE OWN	08/21/2024	6,825,304.96	6,826,055.14	6,838,469.00	4.670	4.657	4.721	11/22/2027	600
858933AC8	46346	STELLATINS FINANCIAL UNDERWRIT	08/20/2025	26,996,160.60	27,000,000.00	27,045,000.90	4.270	4.256	4.315	01/22/2029	1,027
891940AC2	42890	TOYOTA AUTO REC OWNER TRUST	01/30/2023	4,584,648.76	4,584,651.05	4,590,825.20	4.630	4.610	4.674	09/15/2027	532
89231HAD8	45794	TOYOTA AUTO REC OWNER TRUST	04/30/2025	5,499,684.85	5,500,000.00	5,520,561.75	4.340	4.321	4.381	11/15/2029	1,324
89240KAD0	47088	TOYOTA AUTO REC OWNER TRUST	01/21/2026	14,998,722.00	15,000,000.00	14,900,059.50	3.860	3.841	3.895	09/16/2030	1,629
89240MAD6	47225	TOYOTA LEASE OWNER TRUST	02/17/2026	37,995,272.80	38,000,000.00	37,752,034.80	3.820	4.205	4.263	02/20/2029	1,056
92868RAD0	44988	VOLKSWAGEN AUTO LOAN ENHANCED	11/26/2024	14,998,587.00	15,000,000.00	15,100,467.00	4.630	4.505	4.568	07/20/2029	1,206
92869QAD1	46817	VOLKSWAGEN AUTO LOAN ENHANCED	11/25/2025	17,247,105.45	17,250,000.00	17,160,748.50	3.920	3.905	3.960	03/20/2030	1,449
92868WAD9	46034	VOLKSWAGEN AUTO LEASE TRUST	06/17/2025	14,248,998.23	14,250,000.00	14,324,457.68	4.500	4.775	4.841	06/20/2028	811
92868CAD3	47360	VOLKSWAGEN AUTO LEASE TRUST	03/24/2026	54,997,327.00	55,000,000.00	54,888,234.50	4.170	4.151	4.209	03/20/2029	1,084
92348KDZ3	45606	VERIZON MASTER TRUST	03/31/2025	20,500,000.00	20,500,000.00	20,530,719.25	4.208	4.052	4.109	03/20/2030	1,449
92348KEV1	46818	VERIZON MASTER TRUST	11/25/2025	21,996,378.80	22,000,000.00	21,925,149.40	3.960	4.095	4.152	10/21/2030	1,664
92348KFC2	47317	VERIZON MASTER TRUST	03/13/2026	39,994,432.00	40,000,000.00	39,802,168.00	3.940	3.925	3.980	02/20/2031	1,786
98164TAB8	45853	WORLD OMNI AUTO REC'VBLE TRUST	05/14/2025	7,949,425.24	7,950,181.30	7,959,397.95	4.380	4.368	4.428	08/15/2028	867
98164XAC7	47359	WORLD OMNI AUTOMOBILE LEASE	03/25/2026	59,993,814.00	60,000,000.00	59,779,248.00	4.140	4.125	4.182	05/15/2029	1,140
Subtotal and Average				992,617,021.25	992,731,613.02	993,388,101.67		4.374	4.435		1,179

Municipal Bonds

544647KX7	45792	LOS ANGELES CALIF USD	05/13/2025	7,905,000.00	7,905,000.00	7,950,284.58	4.382	4.322	4.382	07/01/2027	456
-----------	-------	-----------------------	------------	--------------	--------------	--------------	-------	-------	-------	------------	-----

Fund COMM - COMMINGLED POOL
Investments by Fund
March 31, 2026

CUSIP	Investment #	Issuer	Purchase Date	Book Value	Par Value	Market Value	Current Rate	YTM 360	YTM 365	Maturity Date	Days To Maturity
Subtotal and Average				7,905,000.00	7,905,000.00	7,950,284.58		4.323	4.383		456
Supranational Discount Notes											
459053ZT4	47382	WORLD BANK DISCOUNT NOTE	03/24/2026	138,377,249.96	140,000,000.00	138,390,000.00	3.640	3.736	3.788	07/24/2026	114
Subtotal and Average				138,377,249.96	140,000,000.00	138,390,000.00		3.737	3.789		114
Commercial Paper, Discount											
16536JD12	47415	CHESHAM FINANCE	03/31/2026	75,000,000.00	75,000,000.00	74,992,312.50	3.670	3.670	3.721	04/01/2026	0
47816GGH6	47238	JOHNSON & JOHNSON	02/13/2026	84,099,567.41	85,000,000.00	84,044,770.00	3.580	3.635	3.686	07/17/2026	107
5148X1D18	47414	LANDES BANK-BADEN	03/31/2026	125,000,000.00	125,000,000.00	124,987,200.00	3.630	3.630	3.680	04/01/2026	0
66815BGH8	47390	NORTHWESTERN MUTUAL LIFE INSUR	03/25/2026	54,384,123.98	55,000,000.00	54,376,300.00	3.800	3.846	3.899	07/17/2026	107
67983UE74	46865	OLD LINE FUNDING LLC	12/02/2025	74,712,105.52	75,000,000.00	74,705,055.00	3.840	3.904	3.959	05/07/2026	36
71344UGX1	47396	PEPSICO INC	03/26/2026	38,525,296.86	39,000,000.00	38,505,343.50	3.650	3.697	3.748	07/31/2026	121
82124MEF3	47239	SHEFFIELD RECEIV	02/12/2026	49,773,774.71	50,000,000.00	49,759,690.00	3.730	3.765	3.818	05/15/2026	44
Subtotal and Average				501,494,868.48	504,000,000.00	501,370,671.00		3.720	3.772		48
Federal Agency Discount Notes											
313385XS0	46912	FHLB DISCOUNT	12/09/2025	74,513,291.23	75,000,000.00	74,504,312.25	3.565	3.679	3.730	06/05/2026	65
313385ZD1	47030	FHLB DISCOUNT	12/31/2025	99,028,463.58	100,000,000.00	98,990,000.00	3.455	3.565	3.615	07/10/2026	100
313385UZ7	47416	FHLB DISCOUNT	03/31/2026	70,000,000.00	70,000,000.00	69,993,019.60	3.550	3.599	3.649	04/01/2026	0
313385UZ7	47417	FHLB DISCOUNT	03/31/2026	70,000,000.00	70,000,000.00	69,993,019.60	3.550	3.599	3.649	04/01/2026	0
313397VY4	47418	FREDDIE MAC DISCOUNT NOTE	03/31/2026	99,776,211.56	100,000,000.00	99,760,667.00	3.520	3.577	3.626	04/24/2026	23
Subtotal and Average				413,317,966.37	415,000,000.00	413,241,018.45		3.600	3.650		41
Treasury Bills											
912797QD2	46864	U S TREASURY BILL	12/01/2025	99,846,495.64	100,000,000.00	99,848,667.00	3.660	3.762	3.815	04/16/2026	15
912797SV0	46915	U S TREASURY BILL	12/09/2025	149,244,469.60	150,000,000.00	149,244,375.00	3.580	3.689	3.740	05/21/2026	50
912797TG2	46916	U S TREASURY BILL	12/09/2025	99,939,516.29	100,000,000.00	99,939,829.00	3.610	3.704	3.755	04/07/2026	6
912797TD9	47032	U S TREASURY BILL	12/31/2025	54,581,388.56	55,000,000.00	54,571,536.25	3.490	3.597	3.647	06/18/2026	78
912797TE7	47397	U S TREASURY BILL	03/26/2026	99,147,763.18	100,000,000.00	99,152,755.00	3.615	3.699	3.750	06/25/2026	85
Subtotal and Average				502,759,633.27	505,000,000.00	502,757,162.25		3.699	3.750		44
Local Agency Investment Fund											
SYS8506	8506	LOCAL AGENCY INVEST FUND	07/01/2024	49,370,004.27	49,370,004.27	49,370,004.27	3.820	3.767	3.820		1

Fund COMM - COMMINGLED POOL
Investments by Fund
March 31, 2026

CUSIP	Investment #	Issuer	Purchase Date	Book Value	Par Value	Market Value	Current Rate	YTM 360	YTM 365	Maturity Date	Days To Maturity
Subtotal and Average				49,370,004.27	49,370,004.27	49,370,004.27		3.768	3.820		1
Savings Accounts											
SYS47422	47422	BNY Reserve account	03/31/2026	47,537,109.00	47,537,109.00	47,537,109.00	0.400	0.394	0.400		1
Subtotal and Average				47,537,109.00	47,537,109.00	47,537,109.00		0.395	0.400		1
Money Market											
SYS40461	40461	DREYFUS GOVERNMENT CASH MGMT	04/15/2020	340,886,221.92	340,886,221.92	340,886,221.92	3.540	3.491	3.540		1
SYS37590	37590	JP MORGAN US GOVT MMF	02/27/2017	0.00	0.00	0.00	3.510	3.461	3.510		1
SYS34292	34292	MORGAN STANLEY TRSY INSTL 8304	05/21/2013	0.00	0.00	0.00	3.530	3.481	3.530		1
SYS42588	42588	STATE STREET US	09/30/2022	669,438,814.19	669,438,814.19	669,438,814.19	3.580	3.530	3.580		1
SYS23519	23519	BLACKROCK TREASURY LIQ FUND	02/01/2008	979,269,655.40	979,269,655.40	979,269,655.40	3.550	3.501	3.550		1
Subtotal and Average				1,989,594,691.51	1,989,594,691.51	1,989,594,691.51		3.510	3.558		1
Other - Floaters - Daily Reset											
06418NGB2	45670	BANK OF NOVA SCOTIA HOUSTON	04/08/2025	75,000,000.00	75,000,000.00	75,000,000.00	4.030	4.421	4.482	04/01/2026	0
17325FBM9	45676	CITI BANK NA	04/08/2025	21,433,845.84	21,400,000.00	21,403,359.80	4.392	4.465	4.527	11/19/2027	597
02665WGP0	46807	American Honda Finance	11/19/2025	45,000,000.00	45,000,000.00	44,820,411.75	4.330	4.337	4.397	11/19/2027	597
46632FTV7-A	47167	JPMORGAN	01/29/2026	45,000,000.00	45,000,000.00	45,011,250.00	4.300	5.193	5.265	04/29/2026	28
57629TBS5	44017	MASSMUTUAL GLOBAL FUNDING	04/09/2024	30,000,000.00	30,000,000.00	30,097,001.70	4.420	4.945	5.014	04/09/2027	373
64953BBR8	44767	NEW YORK LIFE GLOBAL	10/03/2024	30,000,000.00	30,000,000.00	30,054,279.90	4.330	4.593	4.657	10/01/2027	548
21688ABG6	44631	RABOBANK	08/28/2024	25,000,000.00	25,000,000.00	25,024,673.25	4.300	4.771	4.838	08/28/2026	149
89115DZK5	45700	TORONTO DOMINION BANK	04/09/2025	55,000,000.00	55,000,000.00	55,000,000.00	4.080	4.461	4.523	04/09/2026	8
89236TNP6A	47280	TOYOTA FINANCIAL SERVICES	02/25/2026	45,000,000.00	45,000,000.00	44,958,600.00	4.180	4.236	4.295	08/25/2027	511
931142FM0	45784	WALMART	04/28/2025	5,000,000.00	5,000,000.00	5,017,545.25	4.110	4.282	4.342	04/28/2027	392
Subtotal and Average				376,433,845.84	376,400,000.00	376,387,121.65		4.567	4.630		259
Agency - Floaters - Daily Reset											
31424WCU4	43656	FARMER MAC	12/07/2023	45,000,000.00	45,000,000.00	45,060,747.30	3.980	4.691	4.756	12/07/2026	250
31424WNA6	44663	FARMER MAC	08/22/2024	35,000,000.00	35,000,000.00	35,004,755.45	3.830	4.317	4.377	08/21/2026	142
3133EPN76	43675	FFCB NOTES	12/18/2023	45,000,000.00	45,000,000.00	45,063,972.45	3.950	4.640	4.705	12/18/2026	261
3133ETES2	45769	FFCB NOTES	04/24/2025	45,000,000.00	45,000,000.00	45,034,450.65	3.930	4.048	4.104	04/24/2028	754
3133ETXG7	46470	FFCB NOTES	09/11/2025	50,000,000.00	50,000,000.00	49,989,271.50	3.905	3.939	3.994	09/11/2028	894
3133ETJ40	46648	FFCB NOTES	10/20/2025	40,000,000.00	40,000,000.00	39,993,895.20	3.905	3.921	3.975	10/20/2028	933

Fund COMM - COMMINGLED POOL
Investments by Fund
March 31, 2026

CUSIP	Investment #	Issuer	Purchase Date	Book Value	Par Value	Market Value	Current Rate	YTM 360	YTM 365	Maturity Date	Days To Maturity
Agency - Floaters - Daily Reset											
3130B1TW7	44378	FHLB NOTES	06/27/2024	50,000,000.00	50,000,000.00	50,042,098.00	3.960	4.266	4.325	06/27/2028	818
Subtotal and Average				310,000,000.00	310,000,000.00	310,189,190.55		4.259	4.318		596
Total Investments and Average				11,229,700,330.86	11,251,847,123.57	11,217,975,696.57		3.784	3.837		529

**Fund PCF - PARK CHARTER FUND
Investments by Fund
March 31, 2026**

CUSIP	Investment #	Issuer	Purchase Date	Book Value	Par Value	Market Value	Current Rate	YTM 360	YTM 365	Maturity Date	Days To Maturity
Federal Agency Bonds - CALLABLE											
3130AKYH3	41961	FHLB NOTES	03/31/2022	492,696.36	500,000.00	487,668.22	0.830	2.618	2.655	02/10/2027	315
Subtotal and Average				492,696.36	500,000.00	487,668.22		2.619	2.655		315
Money Market											
SYS33657	33657	BLACKROCK TREASURY LIQ FUND	09/30/2012	4,438,091.97	4,438,091.97	4,438,091.97	3.550	3.501	3.550		1
Subtotal and Average				4,438,091.97	4,438,091.97	4,438,091.97		3.501	3.550		1
Total Investments and Average				4,930,788.33	4,938,091.97	4,925,760.19		3.413	3.461		32

Fund WK - WORKERS COMP
Investments by Fund
March 31, 2026

CUSIP	Investment #	Issuer	Purchase Date	Book Value	Par Value	Market Value	Current Rate	YTM 360	YTM 365	Maturity Date	Days To Maturity
Mortgage Backed Securities (MBS)											
3137F2LJ3	42115	FHLMC MULTI-FAMILY	05/03/2022	987,680.07	989,458.00	979,489.41	3.117	3.088	3.131	06/25/2027	450
3137BRQK4	42233	FHLMC MULTI-FAMILY	05/31/2022	1,965,625.00	2,000,000.00	1,988,250.40	2.624	2.994	3.036	08/25/2026	146
Subtotal and Average				2,953,305.07	2,989,458.00	2,967,739.81		3.026	3.068		247
Federal Agency Bonds - CALLABLE											
3130AKYH3	41962	FHLB NOTES	03/31/2022	1,970,785.45	2,000,000.00	1,950,672.86	0.830	2.618	2.655	02/10/2027	315
Subtotal and Average				1,970,785.45	2,000,000.00	1,950,672.86		2.619	2.655		315
Money Market											
SYS34789	34789	BLACKROCK TREASURY LIQ FUND	12/26/2013	28,418,237.76	28,418,237.76	28,418,237.76	3.550	3.501	3.550		1
Subtotal and Average				28,418,237.76	28,418,237.76	28,418,237.76		3.501	3.550		1
Total Investments and Average				33,342,328.28	33,407,695.76	33,336,650.43		3.407	3.454		41

SANTA CLARA COUNTY INVESTMENTS
Transaction Activity Report
January 1, 2026 - March 31, 2026
Sorted by Fund - Transaction Date
COMMINGLED POOL Fund

Investment #	Fund	CUSIP	Inv Descrip	TransactionType	TransactionDate	MaturityDate	Issuer	New Principal	Principal Paydowns	Interest	Total Cash
47036	COMM	14178MA57	CARGIL DISC NOTE	Purchase	01/02/2026	01/05/2026	CARGILL INC	49,984,750.00			-49,984,750.00
47035	COMM	16536JA56	CHES DISC NOTE	Purchase	01/02/2026	01/05/2026	CHESHAM FINANCE	74,977,062.50			-74,977,062.50
47037	COMM	313385RK4	FHDN DISC NOTE	Purchase	01/02/2026	01/05/2026	FHLB DISCOUNT	249,927,083.35			-249,927,083.35
47038	COMM	313385RK4	FHDN DISC NOTE	Purchase	01/02/2026	01/05/2026	FHLB DISCOUNT	149,956,249.50			-149,956,249.50
47039	COMM	313385RK4	FHDN DISC NOTE	Purchase	01/02/2026	01/05/2026	FHLB DISCOUNT	249,927,083.35			-249,927,083.35
47034	COMM	5148X1A52	LANDES DISC NOTE	Purchase	01/02/2026	01/05/2026	LANDES	124,962,083.33			-124,962,083.33
47026	COMM	313385RG3	FHDN DISC NOTE	Redemption	01/02/2026	01/02/2026	FHLB DISCOUNT		185,000,000.00		185,000,000.00
47027	COMM	313385RG3	FHDN DISC NOTE	Redemption	01/02/2026	01/02/2026	FHLB DISCOUNT		150,000,000.00		150,000,000.00
47028	COMM	313385RG3	FHDN DISC NOTE	Redemption	01/02/2026	01/02/2026	FHLB DISCOUNT		250,000,000.00		250,000,000.00
47029	COMM	16536JA23	CHES DISC NOTE	Redemption	01/02/2026	01/02/2026	CHESHAM FINANCE		75,000,000.00		75,000,000.00
43074	COMM	95709TAN0	EVERG 2.55% MAT	Interest	01/02/2026	07/01/2026	EVERGY KANSAS			255,000.00	255,000.00
43082	COMM	95709TAN0	EVERG 2.55% MAT	Interest	01/02/2026	07/01/2026	EVERGY KANSAS			127,500.00	127,500.00
44767	COMM	64953BBR8	NYLIFE Float 10/1/27	Interest	01/02/2026	10/01/2027	NEW YORK LIFE			361,981.56	361,981.56
45670	COMM	06418NGB2	BNSHOU 4.7% MAT	Interest	01/02/2026	04/01/2026	BANK OF NOVA			840,333.30	840,333.30
45792	COMM	544647KX7	LOSSCD 4.382%	Interest	01/02/2026	07/01/2027	LOS ANGELES			219,384.82	219,384.82
47042	COMM	14178MA65	CARGIL DISC NOTE	Purchase	01/05/2026	01/06/2026	CARGILL INC	49,994,916.67			-49,994,916.67
47041	COMM	16536JA64	CHES DISC NOTE	Purchase	01/05/2026	01/06/2026	CHESHAM FINANCE	74,992,354.17			-74,992,354.17
47043	COMM	313385RL2	FHDN DISC NOTE	Purchase	01/05/2026	01/06/2026	FHLB DISCOUNT	249,975,694.45			-249,975,694.45
47044	COMM	313385RL2	FHDN DISC NOTE	Purchase	01/05/2026	01/06/2026	FHLB DISCOUNT	149,985,417.00			-149,985,417.00
47045	COMM	313385RL2	FHDN DISC NOTE	Purchase	01/05/2026	01/06/2026	FHLB DISCOUNT	249,975,694.45			-249,975,694.45
47040	COMM	5148X1A60	LANDES DISC NOTE	Purchase	01/05/2026	01/06/2026	LANDES	124,987,361.10			-124,987,361.10
47034	COMM	5148X1A52	LANDES DISC NOTE	Redemption	01/05/2026	01/05/2026	LANDES		125,000,000.00		125,000,000.00
47035	COMM	16536JA56	CHES DISC NOTE	Redemption	01/05/2026	01/05/2026	CHESHAM FINANCE		75,000,000.00		75,000,000.00
47036	COMM	14178MA57	CARGIL DISC NOTE	Redemption	01/05/2026	01/05/2026	CARGILL INC		50,000,000.00		50,000,000.00
47037	COMM	313385RK4	FHDN DISC NOTE	Redemption	01/05/2026	01/05/2026	FHLB DISCOUNT		250,000,000.00		250,000,000.00
47038	COMM	313385RK4	FHDN DISC NOTE	Redemption	01/05/2026	01/05/2026	FHLB DISCOUNT		150,000,000.00		150,000,000.00
47039	COMM	313385RK4	FHDN DISC NOTE	Redemption	01/05/2026	01/05/2026	FHLB DISCOUNT		250,000,000.00		250,000,000.00
34292	COMM	SYS34292	MSTI 0.0%	Interest	01/05/2026		MORGAN STANLEY			1,901.54	1,901.54
34292	COMM	SYS34292	MSTI 0.0%	Purchase	01/05/2026		MORGAN STANLEY	1,901.54			-1,901.54
37590	COMM	SYS37590	JPM TE 0.44%	Interest	01/05/2026		JP MORGAN US			156,234.03	156,234.03
37590	COMM	SYS37590	JPM TE 0.44%	Purchase	01/05/2026		JP MORGAN US	156,234.03			-156,234.03
40461	COMM	SYS40461	DGCXX 0.0%	Interest	01/05/2026		DREYFUS			1,418,771.94	1,418,771.94
40461	COMM	SYS40461	DGCXX 0.0%	Purchase	01/05/2026		DREYFUS	1,418,771.94			-1,418,771.94
42588	COMM	SYS42588	OPGXX	Interest	01/05/2026		STATE STREET US			2,109,457.72	2,109,457.72
42588	COMM	SYS42588	OPGXX	Purchase	01/05/2026		STATE STREET US	2,109,457.72			-2,109,457.72

Portfolio SCL2

AP

SANTA CLARA COUNTY INVESTMENTS
Transaction Activity Report
Sorted by Fund - Transaction Date

Investment #	Fund	CUSIP	Inv Descrip	TransactionType	TransactionDate	MaturityDate	Issuer	New Principal	Principal Paydowns	Interest	Total Cash
47051	COMM	14178MA73	CARGIL DISC NOTE	Purchase	01/06/2026	01/07/2026	CARGILL INC	49,994,916.67			-49,994,916.67
47050	COMM	16536JA72	CHES DISC NOTE	Purchase	01/06/2026	01/07/2026	CHESHAM FINANCE	74,992,354.17			-74,992,354.17
47052	COMM	313385RM0	FHDN DISC NOTE	Purchase	01/06/2026	01/07/2026	FHLB DISCOUNT	249,975,694.45			-249,975,694.45
47053	COMM	313385RM0	FHDN DISC NOTE	Purchase	01/06/2026	01/07/2026	FHLB DISCOUNT	149,985,417.00			-149,985,417.00
47054	COMM	313385RM0	FHDN DISC NOTE	Purchase	01/06/2026	01/07/2026	FHLB DISCOUNT	249,975,694.45			-249,975,694.45
47046	COMM	3134HCLV9	FHLMCC 4.125%	Purchase	01/06/2026	12/16/2030	FHLMC CALLABLE	60,035,250.00			-60,035,250.00
47049	COMM	5148X1A78	LANDES DISC NOTE	Purchase	01/06/2026	01/07/2026	LANDES	124,987,395.83			-124,987,395.83
42839	COMM	592179KD6	METSHR 5.% MAT	Redemption	01/06/2026	01/06/2026	METLIFE SHORT		15,000,000.00		15,000,000.00
47033	COMM	912797SE8	USTB DISC NOTE	Redemption	01/06/2026	01/06/2026	U S TREASURY BILL		50,000,000.00		50,000,000.00
47040	COMM	5148X1A60	LANDES DISC NOTE	Redemption	01/06/2026	01/06/2026	LANDES		125,000,000.00		125,000,000.00
47041	COMM	16536JA64	CHES DISC NOTE	Redemption	01/06/2026	01/06/2026	CHESHAM FINANCE		75,000,000.00		75,000,000.00
47042	COMM	14178MA65	CARGIL DISC NOTE	Redemption	01/06/2026	01/06/2026	CARGILL INC		50,000,000.00		50,000,000.00
47043	COMM	313385RL2	FHDN DISC NOTE	Redemption	01/06/2026	01/06/2026	FHLB DISCOUNT		250,000,000.00		250,000,000.00
47044	COMM	313385RL2	FHDN DISC NOTE	Redemption	01/06/2026	01/06/2026	FHLB DISCOUNT		150,000,000.00		150,000,000.00
47045	COMM	313385RL2	FHDN DISC NOTE	Redemption	01/06/2026	01/06/2026	FHLB DISCOUNT		250,000,000.00		250,000,000.00
42839	COMM	592179KD6	METSHR 5.% MAT	Interest	01/06/2026	01/06/2026	METLIFE SHORT			375,000.00	375,000.00
45690	COMM	21684LKL5	RABO 4.61% MAT	Interest	01/06/2026	02/06/2026	RABOBANK			162,055.65	162,055.65
47059	COMM	14178MA81	CARGIL DISC NOTE	Purchase	01/07/2026	01/08/2026	CARGILL INC	49,994,916.67			-49,994,916.67
47058	COMM	16536JA80	CHES DISC NOTE	Purchase	01/07/2026	01/08/2026	CHESHAM FINANCE	74,992,354.17			-74,992,354.17
47060	COMM	313385RN8	FHDN DISC NOTE	Purchase	01/07/2026	01/08/2026	FHLB DISCOUNT	249,975,763.90			-249,975,763.90
47061	COMM	313385RN8	FHDN DISC NOTE	Purchase	01/07/2026	01/08/2026	FHLB DISCOUNT	149,985,459.00			-149,985,459.00
47062	COMM	313385RN8	FHDN DISC NOTE	Purchase	01/07/2026	01/08/2026	FHLB DISCOUNT	249,975,763.90			-249,975,763.90
47057	COMM	5148X1A86	LANDES DISC NOTE	Purchase	01/07/2026	01/08/2026	LANDES	124,987,395.83			-124,987,395.83
45669	COMM	78015JEU7	RBC 4.6% MAT	Redemption	01/07/2026	01/07/2026	ROYAL BANK OF		75,000,000.00		75,000,000.00
46163	COMM	3134HBYE5	FHLMC 4.5% MAT	Redemption	01/07/2026	07/07/2028	FHLMC NOTES		25,000,000.00		25,000,000.00
47049	COMM	5148X1A78	LANDES DISC NOTE	Redemption	01/07/2026	01/07/2026	LANDES		125,000,000.00		125,000,000.00
47050	COMM	16536JA72	CHES DISC NOTE	Redemption	01/07/2026	01/07/2026	CHESHAM FINANCE		75,000,000.00		75,000,000.00
47051	COMM	14178MA73	CARGIL DISC NOTE	Redemption	01/07/2026	01/07/2026	CARGILL INC		50,000,000.00		50,000,000.00
47052	COMM	313385RM0	FHDN DISC NOTE	Redemption	01/07/2026	01/07/2026	FHLB DISCOUNT		250,000,000.00		250,000,000.00
47053	COMM	313385RM0	FHDN DISC NOTE	Redemption	01/07/2026	01/07/2026	FHLB DISCOUNT		150,000,000.00		150,000,000.00
47054	COMM	313385RM0	FHDN DISC NOTE	Redemption	01/07/2026	01/07/2026	FHLB DISCOUNT		250,000,000.00		250,000,000.00
45669	COMM	78015JEU7	RBC 4.6% MAT	Interest	01/07/2026	01/07/2026	ROYAL BANK OF			807,604.20	807,604.20
46163	COMM	3134HBYE5	FHLMC 4.5% MAT	Interest	01/07/2026	07/07/2028	FHLMC NOTES			540,625.00	540,625.00
47065	COMM	14178MA99	CARGIL DISC NOTE	Purchase	01/08/2026	01/09/2026	CARGILL INC	49,994,916.67			-49,994,916.67
47055	COMM	14913UBH2	CAT 4.15% MAT	Purchase	01/08/2026	01/08/2031	CATERPILLAR	4,998,200.00			-4,998,200.00
47064	COMM	16536JA98	CHES DISC NOTE	Purchase	01/08/2026	01/09/2026	CHESHAM FINANCE	74,992,354.17			-74,992,354.17
47066	COMM	313385RP3	FHDN DISC NOTE	Purchase	01/08/2026	01/09/2026	FHLB DISCOUNT	249,975,763.90			-249,975,763.90
47067	COMM	313385RP3	FHDN DISC NOTE	Purchase	01/08/2026	01/09/2026	FHLB DISCOUNT	149,985,459.00			-149,985,459.00
47068	COMM	313385RP3	FHDN DISC NOTE	Purchase	01/08/2026	01/09/2026	FHLB DISCOUNT	249,975,763.90			-249,975,763.90
47063	COMM	5148X1A94	LANDES DISC NOTE	Purchase	01/08/2026	01/09/2026	LANDES	124,987,395.83			-124,987,395.83
47057	COMM	5148X1A86	LANDES DISC NOTE	Redemption	01/08/2026	01/08/2026	LANDES		125,000,000.00		125,000,000.00

SANTA CLARA COUNTY INVESTMENTS
Transaction Activity Report
Sorted by Fund - Transaction Date

Investment #	Fund	CUSIP	Inv Descrip	TransactionType	TransactionDate	MaturityDate	Issuer	New Principal	Principal Paydowns	Interest	Total Cash
47058	COMM	16536JA80	CHES DISC NOTE	Redemption	01/08/2026	01/08/2026	CHESHAM FINANCE		75,000,000.00		75,000,000.00
47059	COMM	14178MA81	CARGIL DISC NOTE	Redemption	01/08/2026	01/08/2026	CARGILL INC		50,000,000.00		50,000,000.00
47060	COMM	313385RN8	FHDN DISC NOTE	Redemption	01/08/2026	01/08/2026	FHLB DISCOUNT		250,000,000.00		250,000,000.00
47061	COMM	313385RN8	FHDN DISC NOTE	Redemption	01/08/2026	01/08/2026	FHLB DISCOUNT		150,000,000.00		150,000,000.00
47062	COMM	313385RN8	FHDN DISC NOTE	Redemption	01/08/2026	01/08/2026	FHLB DISCOUNT		250,000,000.00		250,000,000.00
41875	COMM	931142EM1	WALMART INC, SR	Interest	01/08/2026	07/08/2026	WALMART			35,303.75	35,303.75
43745	COMM	59217GFR5	MET LI 4.85% MAT	Interest	01/08/2026	01/08/2029	MET LIFE GLOBAL			485,000.00	485,000.00
47071	COMM	16536JAC1	CHES DISC NOTE	Purchase	01/09/2026	01/12/2026	CHESHAM FINANCE	74,977,062.50			-74,977,062.50
47072	COMM	313385RS7	FHDN DISC NOTE	Purchase	01/09/2026	01/12/2026	FHLB DISCOUNT	249,927,083.35			-249,927,083.35
47073	COMM	313385RS7	FHDN DISC NOTE	Purchase	01/09/2026	01/12/2026	FHLB DISCOUNT	149,956,249.50			-149,956,249.50
47074	COMM	313385RS7	FHDN DISC NOTE	Purchase	01/09/2026	01/12/2026	FHLB DISCOUNT	249,927,083.35			-249,927,083.35
47070	COMM	5148X1AC7	LANDES DISC NOTE	Purchase	01/09/2026	01/12/2026	LANDES	124,962,187.50			-124,962,187.50
47048	COMM	64952WFR9	NYL 4.25% MAT	Purchase	01/09/2026	01/09/2031	NEW YORK LIFE	39,936,000.00			-39,936,000.00
43763	COMM	02665WEX5	HNDA 6.01% MAT	Redemption	01/09/2026	01/09/2026	American Honda		45,000,000.00		45,000,000.00
45729	COMM	06051WUS1	BAC 4.33% MAT	Redemption	01/09/2026	01/09/2026	BANK OF AMERICA		75,000,000.00		75,000,000.00
47063	COMM	5148X1A94	LANDES DISC NOTE	Redemption	01/09/2026	01/09/2026	LANDES		125,000,000.00		125,000,000.00
47064	COMM	16536JA98	CHES DISC NOTE	Redemption	01/09/2026	01/09/2026	CHESHAM FINANCE		75,000,000.00		75,000,000.00
47065	COMM	14178MA99	CARGIL DISC NOTE	Redemption	01/09/2026	01/09/2026	CARGILL INC		50,000,000.00		50,000,000.00
47066	COMM	313385RP3	FHDN DISC NOTE	Redemption	01/09/2026	01/09/2026	FHLB DISCOUNT		250,000,000.00		250,000,000.00
47067	COMM	313385RP3	FHDN DISC NOTE	Redemption	01/09/2026	01/09/2026	FHLB DISCOUNT		150,000,000.00		150,000,000.00
47068	COMM	313385RP3	FHDN DISC NOTE	Redemption	01/09/2026	01/09/2026	FHLB DISCOUNT		250,000,000.00		250,000,000.00
43763	COMM	02665WEX5	HNDA 6.01% MAT	Interest	01/09/2026	01/09/2026	American Honda			539,739.86	539,739.86
44017	COMM	57629TBS5	MASSMU 5.12% MAT	Interest	01/09/2026	04/09/2027	MASSMUTUAL			362,135.76	362,135.76
45700	COMM	89115DZK5	TDNY 4.8% MAT	Interest	01/09/2026	04/09/2026	TORONTO			613,356.32	613,356.32
45729	COMM	06051WUS1	BAC 4.33% MAT	Interest	01/09/2026	01/09/2026	BANK OF AMERICA			2,435,625.00	2,435,625.00
41209	COMM	14687TAC1	CRVNA 0.49% MAT	Interest	01/10/2026	03/10/2026	CARVANA AUTO			33.46	33.46
41209	COMM	14687TAC1	CRVNA 0.49% MAT	Redemption	01/10/2026	03/10/2026	CARVANA AUTO		26,349.26		26,349.26
47077	COMM	14178MAD0	CARGIL DISC NOTE	Purchase	01/12/2026	01/13/2026	CARGILL INC	49,994,916.67			-49,994,916.67
47076	COMM	16536JAD9	CHES DISC NOTE	Purchase	01/12/2026	01/13/2026	CHESHAM FINANCE	74,992,354.17			-74,992,354.17
47078	COMM	313385RT5	FHDN DISC NOTE	Purchase	01/12/2026	01/13/2026	FHLB DISCOUNT	249,975,555.55			-249,975,555.55
47079	COMM	313385RT5	FHDN DISC NOTE	Purchase	01/12/2026	01/13/2026	FHLB DISCOUNT	149,985,333.00			-149,985,333.00
47080	COMM	313385RT5	FHDN DISC NOTE	Purchase	01/12/2026	01/13/2026	FHLB DISCOUNT	249,975,555.55			-249,975,555.55
47075	COMM	5148X1AD5	LANDES DISC NOTE	Purchase	01/12/2026	01/13/2026	LANDES	124,987,395.83			-124,987,395.83
47047	COMM	59217GFU8	MET LI 4.35% MAT	Purchase	01/12/2026	01/12/2031	MET LIFE GLOBAL	19,990,200.00			-19,990,200.00
43756	COMM	3130AYFT8	FEDERAL HOME	Redemption	01/12/2026	01/12/2028	FHLB NOTES		25,000,000.00		25,000,000.00
43770	COMM	3130AYFT8	FEDERAL HOME	Redemption	01/12/2026	01/12/2028	FHLB NOTES		20,000,000.00		20,000,000.00
43776	COMM	3130AYFT8	FEDERAL HOME	Redemption	01/12/2026	01/12/2028	FHLB NOTES		10,000,000.00		10,000,000.00
46961	COMM	93114FAC8	WMT DISC NOTE	Redemption	01/12/2026	01/12/2026	WALMART		85,000,000.00		85,000,000.00
47070	COMM	5148X1AC7	LANDES DISC NOTE	Redemption	01/12/2026	01/12/2026	LANDES		125,000,000.00		125,000,000.00
47071	COMM	16536JAC1	CHES DISC NOTE	Redemption	01/12/2026	01/12/2026	CHESHAM FINANCE		75,000,000.00		75,000,000.00
47072	COMM	313385RS7	FHDN DISC NOTE	Redemption	01/12/2026	01/12/2026	FHLB DISCOUNT		250,000,000.00		250,000,000.00

SANTA CLARA COUNTY INVESTMENTS
Transaction Activity Report
Sorted by Fund - Transaction Date

Investment #	Fund	CUSIP	Inv Descrip	TransactionType	TransactionDate	MaturityDate	Issuer	New Principal	Principal Paydowns	Interest	Total Cash
47073	COMM	313385RS7	FHDN DISC NOTE	Redemption	01/12/2026	01/12/2026	FHLB DISCOUNT		150,000,000.00		150,000,000.00
47074	COMM	313385RS7	FHDN DISC NOTE	Redemption	01/12/2026	01/12/2026	FHLB DISCOUNT		250,000,000.00		250,000,000.00
42707	COMM	66815L2F5	NWMLIC 1.75% MAT	Interest	01/12/2026	01/11/2027	NORTHWESTERN			278,311.25	278,311.25
43756	COMM	3130AYFT8	FEDERAL HOME	Interest	01/12/2026	01/12/2028	FHLB NOTES			562,500.00	562,500.00
43770	COMM	3130AYFT8	FEDERAL HOME	Interest	01/12/2026	01/12/2028	FHLB NOTES			450,000.00	450,000.00
43776	COMM	3130AYFT8	FEDERAL HOME	Interest	01/12/2026	01/12/2028	FHLB NOTES			225,000.00	225,000.00
47084	COMM	14178MAE8	CARGIL DISC NOTE	Purchase	01/13/2026	01/14/2026	CARGILL INC	49,994,930.56			-49,994,930.56
47083	COMM	16536JAE7	CHES DISC NOTE	Purchase	01/13/2026	01/14/2026	CHESHAM FINANCE	74,992,354.17			-74,992,354.17
47085	COMM	313385RU2	FHDN DISC NOTE	Purchase	01/13/2026	01/14/2026	FHLB DISCOUNT	249,975,555.55			-249,975,555.55
47086	COMM	313385RU2	FHDN DISC NOTE	Purchase	01/13/2026	01/14/2026	FHLB DISCOUNT	149,985,333.00			-149,985,333.00
47087	COMM	313385RU2	FHDN DISC NOTE	Purchase	01/13/2026	01/14/2026	FHLB DISCOUNT	249,975,555.55			-249,975,555.55
47069	COMM	3140Q1UR9	FNMM 4.16% MAT	Purchase	01/13/2026	12/01/2030	FNMA	27,523,619.67			-27,523,619.67
47082	COMM	5148X1AE3	LANDES DISC NOTE	Purchase	01/13/2026	01/14/2026	LANDES	124,987,395.83			-124,987,395.83
47056	COMM	66815L2Z1	NWMLIC 4.3% MAT	Purchase	01/13/2026	01/13/2031	NORTHWESTERN	34,996,850.00			-34,996,850.00
47075	COMM	5148X1AD5	LANDES DISC NOTE	Redemption	01/13/2026	01/13/2026	LANDES		125,000,000.00		125,000,000.00
47076	COMM	16536JAD9	CHES DISC NOTE	Redemption	01/13/2026	01/13/2026	CHESHAM FINANCE		75,000,000.00		75,000,000.00
47077	COMM	14178MAD0	CARGIL DISC NOTE	Redemption	01/13/2026	01/13/2026	CARGILL INC		50,000,000.00		50,000,000.00
47078	COMM	313385RT5	FHDN DISC NOTE	Redemption	01/13/2026	01/13/2026	FHLB DISCOUNT		250,000,000.00		250,000,000.00
47079	COMM	313385RT5	FHDN DISC NOTE	Redemption	01/13/2026	01/13/2026	FHLB DISCOUNT		150,000,000.00		150,000,000.00
47080	COMM	313385RT5	FHDN DISC NOTE	Redemption	01/13/2026	01/13/2026	FHLB DISCOUNT		250,000,000.00		250,000,000.00
47093	COMM	14178MAF5	CARGIL DISC NOTE	Purchase	01/14/2026	01/15/2026	CARGILL INC	49,994,930.56			-49,994,930.56
47092	COMM	16536JAF4	CHES DISC NOTE	Purchase	01/14/2026	01/15/2026	CHESHAM FINANCE	74,992,354.17			-74,992,354.17
47094	COMM	313385RV0	FHDN DISC NOTE	Purchase	01/14/2026	01/15/2026	FHLB DISCOUNT	249,975,694.45			-249,975,694.45
47095	COMM	313385RV0	FHDN DISC NOTE	Purchase	01/14/2026	01/15/2026	FHLB DISCOUNT	149,985,417.00			-149,985,417.00
47096	COMM	313385RV0	FHDN DISC NOTE	Purchase	01/14/2026	01/15/2026	FHLB DISCOUNT	249,975,694.45			-249,975,694.45
47089	COMM	3136GCB20	FNMAC 3.925% MAT	Purchase	01/14/2026	12/16/2030	FNMA CALLABLE	16,391,814.21			-16,391,814.21
47091	COMM	5148X1AF0	LANDES DISC NOTE	Purchase	01/14/2026	01/15/2026	LANDES	124,987,430.55			-124,987,430.55
47082	COMM	5148X1AE3	LANDES DISC NOTE	Redemption	01/14/2026	01/14/2026	LANDES		125,000,000.00		125,000,000.00
47083	COMM	16536JAE7	CHES DISC NOTE	Redemption	01/14/2026	01/14/2026	CHESHAM FINANCE		75,000,000.00		75,000,000.00
47084	COMM	14178MAE8	CARGIL DISC NOTE	Redemption	01/14/2026	01/14/2026	CARGILL INC		50,000,000.00		50,000,000.00
47085	COMM	313385RU2	FHDN DISC NOTE	Redemption	01/14/2026	01/14/2026	FHLB DISCOUNT		250,000,000.00		250,000,000.00
47086	COMM	313385RU2	FHDN DISC NOTE	Redemption	01/14/2026	01/14/2026	FHLB DISCOUNT		150,000,000.00		150,000,000.00
47087	COMM	313385RU2	FHDN DISC NOTE	Redemption	01/14/2026	01/14/2026	FHLB DISCOUNT		250,000,000.00		250,000,000.00
42334	COMM	57629WCCQ1	MASSMU 2.35% MAT	Interest	01/14/2026	01/14/2027	MASSMUTUAL			88,125.00	88,125.00
47097	COMM	06406RAB3	BNY 3.442% MAT	Purchase	01/15/2026	02/07/2028	BANK OF NEW	7,190,735.56			-7,190,735.56
47101	COMM	14178MAG3	CARGIL DISC NOTE	Purchase	01/15/2026	01/16/2026	CARGILL INC	49,994,930.56			-49,994,930.56
47100	COMM	16536JAG2	CHES DISC NOTE	Purchase	01/15/2026	01/16/2026	CHESHAM FINANCE	74,992,354.17			-74,992,354.17
47102	COMM	313385RW8	FHDN DISC NOTE	Purchase	01/15/2026	01/16/2026	FHLB DISCOUNT	249,975,625.00			-249,975,625.00
47103	COMM	313385RW8	FHDN DISC NOTE	Purchase	01/15/2026	01/16/2026	FHLB DISCOUNT	149,985,375.00			-149,985,375.00
47104	COMM	313385RW8	FHDN DISC NOTE	Purchase	01/15/2026	01/16/2026	FHLB DISCOUNT	249,975,625.00			-249,975,625.00
47099	COMM	5148X1AG8	LANDES DISC NOTE	Purchase	01/15/2026	01/16/2026	LANDES	124,987,395.83			-124,987,395.83

SANTA CLARA COUNTY INVESTMENTS
Transaction Activity Report
Sorted by Fund - Transaction Date

Investment #	Fund	CUSIP	Inv Descrip	TransactionType	TransactionDate	MaturityDate	Issuer	New Principal	Principal Paydowns	Interest	Total Cash
42791	COMM	641062AR5	NESNVX 0.625%	Redemption	01/15/2026	01/15/2026	NESTLE HOLDINGS		25,000,000.00		25,000,000.00
47091	COMM	5148X1AF0	LANDES DISC NOTE	Redemption	01/15/2026	01/15/2026	LANDES		125,000,000.00		125,000,000.00
47092	COMM	16536JAF4	CHES DISC NOTE	Redemption	01/15/2026	01/15/2026	CHESHAM FINANCE		75,000,000.00		75,000,000.00
47093	COMM	14178MAF5	CARGIL DISC NOTE	Redemption	01/15/2026	01/15/2026	CARGILL INC		50,000,000.00		50,000,000.00
47094	COMM	313385RV0	FHDN DISC NOTE	Redemption	01/15/2026	01/15/2026	FHLB DISCOUNT		250,000,000.00		250,000,000.00
47095	COMM	313385RV0	FHDN DISC NOTE	Redemption	01/15/2026	01/15/2026	FHLB DISCOUNT		150,000,000.00		150,000,000.00
47096	COMM	313385RV0	FHDN DISC NOTE	Redemption	01/15/2026	01/15/2026	FHLB DISCOUNT		250,000,000.00		250,000,000.00
42791	COMM	641062AR5	NESNVX 0.625%	Interest	01/15/2026	01/15/2026	NESTLE HOLDINGS			78,125.00	78,125.00
42116	COMM	14043QAC6	COPAR 3.17% MAT	Interest	01/15/2026	04/15/2027	CAPITAL ONE			2,517.12	2,517.12
42116	COMM	14043QAC6	COPAR 3.17% MAT	Redemption	01/15/2026	04/15/2027	CAPITAL ONE		476,848.73		476,848.73
42879	COMM	58770AAC7	MBART 4.51% MAT	Interest	01/15/2026	11/15/2027	MERCEDES -BENZ			12,723.31	12,723.31
42879	COMM	58770AAC7	MBART 4.51% MAT	Redemption	01/15/2026	11/15/2027	MERCEDES -BENZ		512,203.86		512,203.86
42890	COMM	891940AC2	TAOT 4.63% MAT	Interest	01/15/2026	09/15/2027	TOYOTA AUTO REC			27,745.12	27,745.12
42890	COMM	891940AC2	TAOT 4.63% MAT	Redemption	01/15/2026	09/15/2027	TOYOTA AUTO REC		902,671.52		902,671.52
42944	COMM	14043KAH8	COPAR 4.87% MAT	Interest	01/15/2026	02/15/2028	CAPITAL ONE			17,474.71	17,474.71
42944	COMM	14043KAH8	COPAR 4.87% MAT	Redemption	01/15/2026	02/15/2028	CAPITAL ONE		471,462.35		471,462.35
42945	COMM	41285JAD0	HDMOT 5.05% MAT	Interest	01/15/2026	12/15/2027	HARLEY-DAVIDSON			16,267.68	16,267.68
42945	COMM	41285JAD0	HDMOT 5.05% MAT	Redemption	01/15/2026	12/15/2027	HARLEY-DAVIDSON		516,281.32		516,281.32
43065	COMM	448979AD6	HART 4.58% MAT	Interest	01/15/2026	04/15/2027	HYUNDAI AUTO			6,568.92	6,568.92
43065	COMM	448979AD6	HART 4.58% MAT	Redemption	01/15/2026	04/15/2027	HYUNDAI AUTO		517,594.21		517,594.21
43130	COMM	65480WAD3	NAROT 4.91% MAT	Interest	01/15/2026	11/15/2027	NISSAN AUTO			47,051.03	47,051.03
43130	COMM	65480WAD3	NAROT 4.91% MAT	Redemption	01/15/2026	11/15/2027	NISSAN AUTO		1,530,263.54		1,530,263.54
43212	COMM	437927AC0	HAROT 4.93% MAT	Interest	01/15/2026	11/15/2027	HONDA AUTO			38,553.62	38,553.62
43212	COMM	437927AC0	HAROT 4.93% MAT	Redemption	01/15/2026	11/15/2027	HONDA AUTO		1,012,453.76		1,012,453.76
43249	COMM	02582JJZ4	AMXCA 4.87% MAT	Interest	01/15/2026	05/15/2028	AMERICAN			76,093.74	76,093.74
43249	COMM	02582JJZ4	AMXCA 4.87% MAT	Redemption	01/15/2026	05/15/2028	AMERICAN		703,789.48		703,789.48
43276	COMM	254683CZ6	DCENT 4.93% MAT	Interest	01/15/2026	06/15/2028	DISCOVER CARD			123,249.99	123,249.99
43276	COMM	254683CZ6	DCENT 4.93% MAT	Redemption	01/15/2026	06/15/2028	DISCOVER CARD		1,090,990.58		1,090,990.58
43277	COMM	477920AC6	JDOT 5.18% MAT	Interest	01/15/2026	03/15/2028	JOHN DEERE			33,575.58	33,575.58
43277	COMM	477920AC6	JDOT 5.18% MAT	Redemption	01/15/2026	03/15/2028	JOHN DEERE		716,694.83		716,694.83
43476	COMM	233868AC2	DTRT 5.9% MAT	Interest	01/15/2026	03/15/2027	DAIMLET TRUCKS			43,391.11	43,391.11
43476	COMM	233868AC2	DTRT 5.9% MAT	Redemption	01/15/2026	03/15/2027	DAIMLET TRUCKS		1,550,214.80		1,550,214.80
43562	COMM	44918CAD4	HART 5.54% MAT	Interest	01/15/2026	10/16/2028	HYUNDAI AUTO			28,751.73	28,751.73
43562	COMM	44918CAD4	HART 5.54% MAT	Redemption	01/15/2026	10/16/2028	HYUNDAI AUTO		445,656.74		445,656.74
43811	COMM	39154TCH9	GREATA 5.32% MAT	Interest	01/15/2026	08/17/2026	Great America Leasin			5,676.71	5,676.71
43811	COMM	39154TCH9	GREATA 5.32% MAT	Redemption	01/15/2026	08/17/2026	Great America Leasin		865,924.21		865,924.21
43894	COMM	437918AC9	HAROT 5.21% MAT	Interest	01/15/2026	08/15/2028	HONDA AUTO			92,074.63	92,074.63
43894	COMM	437918AC9	HAROT 5.21% MAT	Redemption	01/15/2026	08/15/2028	HONDA AUTO		1,526,774.26		1,526,774.26
43954	COMM	47800RAD5	JDOT 4.96% MAT	Interest	01/15/2026	11/15/2028	JOHN DEERE			33,893.33	33,893.33
43954	COMM	47800RAD5	JDOT 4.96% MAT	Redemption	01/15/2026	11/15/2028	JOHN DEERE		516,444.27		516,444.27
44066	COMM	981946AC0	WOLS 5.829359%	Interest	01/15/2026	02/16/2027	WORLD OMNI			1,510.36	1,510.36

SANTA CLARA COUNTY INVESTMENTS
Transaction Activity Report
Sorted by Fund - Transaction Date

Investment #	Fund	CUSIP	Inv Descrip	TransactionType	TransactionDate	MaturityDate	Issuer	New Principal	Principal Paydowns	Interest	Total Cash
44066	COMM	981946AC0	WOLS 5.829359%	Redemption	01/15/2026	02/16/2027	WORLD OMNI		397,393.22		397,393.22
44096	COMM	02582JKH2	AMXCA 5.23% MAT	Interest	01/15/2026	04/16/2029	AMERICAN			196,124.99	196,124.99
44096	COMM	02582JKH2	AMXCA 5.23% MAT	Redemption	01/15/2026	04/16/2029	AMERICAN	1,161,592.36			1,161,592.36
44212	COMM	412922AC0	HDMOT 5.54% MAT	Interest	01/15/2026	03/15/2029	HARLEY-DAVIDSON			80,012.44	80,012.44
44212	COMM	412922AC0	HDMOT 5.54% MAT	Redemption	01/15/2026	03/15/2029	HARLEY-DAVIDSON	1,030,247.40			1,030,247.40
44219	COMM	18978JAB4	CNH 5.420% MAT	Interest	01/15/2026	10/15/2027	CNH EQUIPMENT			6,886.55	6,886.55
44219	COMM	18978JAB4	CNH 5.420% MAT	Redemption	01/15/2026	10/15/2027	CNH EQUIPMENT	983,441.29			983,441.29
44231	COMM	58770JAD6	MBALT 5.66% MAT	Interest	01/15/2026	01/18/2028	MERCEDES-BENZ			53,200.00	53,200.00
44231	COMM	58770JAD6	MBALT 5.66% MAT	Redemption	01/15/2026	01/18/2028	MERCEDES-BENZ	474,123.19			474,123.19
44334	COMM	47786WAB6	JDOT 5.42% MAT	Interest	01/15/2026	05/17/2027	JOHN DEERE			30,484.99	30,484.99
44334	COMM	47786WAB6	JDOT 5.42% MAT	Redemption	01/15/2026	05/17/2027	JOHN DEERE	1,998,219.42			1,998,219.42
44697	COMM	477911AC5	JDOT 5.773% MAT	Interest	01/15/2026	08/16/2027	JOHN DEERE			22,265.67	22,265.67
44697	COMM	477911AC5	JDOT 5.773% MAT	Redemption	01/15/2026	08/16/2027	JOHN DEERE	910,811.67			910,811.67
44748	COMM	02007NAC2	US Auto ALLYA	Interest	01/15/2026	07/16/2029	ALLY AUTO			27,438.13	27,438.13
44748	COMM	02007NAC2	US Auto ALLYA	Redemption	01/15/2026	07/16/2029	ALLY AUTO	521,336.45			521,336.45
44756	COMM	58769GAC7	MBALT 5.79% MAT	Interest	01/15/2026	12/15/2026	MERCEDES-BENZ			3,004.35	3,004.35
44756	COMM	58769GAC7	MBALT 5.79% MAT	Redemption	01/15/2026	12/15/2026	MERCEDES-BENZ	621,388.61			621,388.61
44973	COMM	14290DAC5	CARMX 4.6% MAT	Interest	01/15/2026	10/15/2029	CARMAX AUTO			76,666.66	76,666.66
44973	COMM	14290DAC5	CARMX 4.6% MAT	Redemption	01/15/2026	10/15/2029	CARMAX AUTO	448,013.07			448,013.07
45282	COMM	14319WAD8	CARMX 4.84% MAT	Interest	01/15/2026	01/15/2030	CARMAX AUTO			70,583.33	70,583.33
45282	COMM	14319WAD8	CARMX 4.84% MAT	Redemption	01/15/2026	01/15/2030	CARMAX AUTO	358,406.06			358,406.06
45493	COMM	47800DAD6	JDOT 4.23% MAT	Interest	01/15/2026	09/17/2029	JOHN DEERE			74,025.00	74,025.00
45493	COMM	47800DAD6	JDOT 4.23% MAT	Redemption	01/15/2026	09/17/2029	JOHN DEERE	455,899.06			455,899.06
45793	COMM	14320AAD3	CARMX 4.48% MAT	Interest	01/15/2026	03/15/2030	CARMAX AUTO			42,933.33	42,933.33
45793	COMM	14320AAD3	CARMX 4.48% MAT	Redemption	01/15/2026	03/15/2030	CARMAX AUTO	222,174.83			222,174.83
45794	COMM	89231HAD8	TAOT 4.34% MAT	Interest	01/15/2026	11/15/2029	TOYOTA AUTO REC			19,891.67	19,891.67
45794	COMM	89231HAD8	TAOT 4.34% MAT	Redemption	01/15/2026	11/15/2029	TOYOTA AUTO REC	115,717.58			115,717.58
45853	COMM	98164TAB8	WOART 4.38% MAT	Interest	01/15/2026	08/15/2028	WORLD OMNI AUTO			41,257.61	41,257.61
45853	COMM	98164TAB8	WOART 4.38% MAT	Redemption	01/15/2026	08/15/2028	WORLD OMNI AUTO	1,173,838.79			1,173,838.79
45854	COMM	02582JKP4	AMXCA 4.28% MAT	Interest	01/15/2026	04/15/2030	AMERICAN			85,600.01	85,600.01
45854	COMM	02582JKP4	AMXCA 4.28% MAT	Redemption	01/15/2026	04/15/2030	AMERICAN	452,544.51			452,544.51
45910	COMM	58768YAD7	MBALT 4.61% MAT	Interest	01/15/2026	04/16/2029	MERCEDES-BENZ			44,179.17	44,179.17
45910	COMM	58768YAD7	MBALT 4.61% MAT	Redemption	01/15/2026	04/16/2029	MERCEDES-BENZ	274,580.06			274,580.06
45932	COMM	65481GAB1	NAROT 4.5% MAT	Interest	01/15/2026	02/15/2028	NISSAN AUTO			66,000.00	66,000.00
45932	COMM	65481GAB1	NAROT 4.5% MAT	Redemption	01/15/2026	02/15/2028	NISSAN AUTO	1,025,815.65			1,025,815.65
45935	COMM	41284XAD0	HDMOT 4.9% MAT	Interest	01/15/2026	04/15/2030	HARLEY-DAVIDSON			77,833.34	77,833.34
45935	COMM	41284XAD0	HDMOT 4.9% MAT	Redemption	01/15/2026	04/15/2030	HARLEY-DAVIDSON	372,330.94			372,330.94
46179	COMM	47800UAD8	JDOT 4.17% MAT	Interest	01/15/2026	12/17/2029	JOHN DEERE			114,675.00	114,675.00
46179	COMM	47800UAD8	JDOT 4.17% MAT	Redemption	01/15/2026	12/17/2029	JOHN DEERE	651,334.09			651,334.09
46758	COMM	43814XAD5	HAROT 3.98% MAT	Interest	01/15/2026	06/17/2030	HONDA AUTO			72,966.67	72,966.67
46758	COMM	43814XAD5	HAROT 3.98% MAT	Redemption	01/15/2026	06/17/2030	HONDA AUTO	372,439.09			372,439.09

SANTA CLARA COUNTY INVESTMENTS
Transaction Activity Report
Sorted by Fund - Transaction Date

Investment #	Fund	CUSIP	Inv Descrip	TransactionType	TransactionDate	MaturityDate	Issuer	New Principal	Principal Paydowns	Interest	Total Cash
47107	COMM	14178MAL2	CARGIL DISC NOTE	Purchase	01/16/2026	01/20/2026	CARGILL INC	49,979,722.22			-49,979,722.22
47106	COMM	16536JAL1	CHES DISC NOTE	Purchase	01/16/2026	01/20/2026	CHESHAM FINANCE	74,969,416.67			-74,969,416.67
47108	COMM	313385SA5	FHDN DISC NOTE	Purchase	01/16/2026	01/20/2026	FHLB DISCOUNT	249,902,222.20			-249,902,222.20
47109	COMM	313385SA5	FHDN DISC NOTE	Purchase	01/16/2026	01/20/2026	FHLB DISCOUNT	149,941,333.50			-149,941,333.50
47110	COMM	313385SA5	FHDN DISC NOTE	Purchase	01/16/2026	01/20/2026	FHLB DISCOUNT	249,902,222.20			-249,902,222.20
47105	COMM	5148X1AL7	LANDES DISC NOTE	Purchase	01/16/2026	01/20/2026	LANDES	124,949,583.33			-124,949,583.33
46751	COMM	17277BAG0	CSCO DISC NOTE	Redemption	01/16/2026	01/16/2026	Cisco Systems		35,000,000.00		35,000,000.00
46945	COMM	10924JAG5	BHFSTF DISC NOTE	Redemption	01/16/2026	01/16/2026	Brighthouse Financia		75,000,000.00		75,000,000.00
46963	COMM	459053RW6	IBRD DISC NOTE	Redemption	01/16/2026	01/16/2026	INTL BANK RECON &		200,000,000.00		200,000,000.00
47099	COMM	5148X1AG8	LANDES DISC NOTE	Redemption	01/16/2026	01/16/2026	LANDES		125,000,000.00		125,000,000.00
47100	COMM	16536JAG2	CHES DISC NOTE	Redemption	01/16/2026	01/16/2026	CHESHAM FINANCE		75,000,000.00		75,000,000.00
47101	COMM	14178MAG3	CARGIL DISC NOTE	Redemption	01/16/2026	01/16/2026	CARGILL INC		50,000,000.00		50,000,000.00
47102	COMM	313385RW8	FHDN DISC NOTE	Redemption	01/16/2026	01/16/2026	FHLB DISCOUNT		250,000,000.00		250,000,000.00
47103	COMM	313385RW8	FHDN DISC NOTE	Redemption	01/16/2026	01/16/2026	FHLB DISCOUNT		150,000,000.00		150,000,000.00
47104	COMM	313385RW8	FHDN DISC NOTE	Redemption	01/16/2026	01/16/2026	FHLB DISCOUNT		250,000,000.00		250,000,000.00
34292	COMM	SYS34292	MSTI 0.0%	Redemption	01/16/2026		MORGAN STANLEY		609,627.12		609,627.12
37590	COMM	SYS37590	JPM TE 0.44%	Redemption	01/16/2026		JP MORGAN US		50,330,070.10		50,330,070.10
45851	COMM	362549AD9	GMCAR 4.28% MAT	Interest	01/16/2026	04/16/2030	GM FINANCIAL			30,316.69	30,316.69
45851	COMM	362549AD9	GMCAR 4.28% MAT	Redemption	01/16/2026	04/16/2030	GM FINANCIAL		160,255.49		160,255.49
47114	COMM	14178MAM0	CARGIL DISC NOTE	Purchase	01/20/2026	01/21/2026	CARGILL INC	49,994,944.44			-49,994,944.44
47113	COMM	16536JAM9	CHES DISC NOTE	Purchase	01/20/2026	01/21/2026	CHESHAM FINANCE	74,992,354.17			-74,992,354.17
47115	COMM	313385SB3	FHDN DISC NOTE	Purchase	01/20/2026	01/21/2026	FHLB DISCOUNT	249,975,555.55			-249,975,555.55
47116	COMM	313385SB3	FHDN DISC NOTE	Purchase	01/20/2026	01/21/2026	FHLB DISCOUNT	149,985,333.00			-149,985,333.00
47117	COMM	313385SB3	FHDN DISC NOTE	Purchase	01/20/2026	01/21/2026	FHLB DISCOUNT	249,975,555.55			-249,975,555.55
47112	COMM	5148X1AM5	LANDES DISC NOTE	Purchase	01/20/2026	01/21/2026	LANDES	124,987,395.83			-124,987,395.83
47105	COMM	5148X1AL7	LANDES DISC NOTE	Redemption	01/20/2026	01/20/2026	LANDES		125,000,000.00		125,000,000.00
47106	COMM	16536JAL1	CHES DISC NOTE	Redemption	01/20/2026	01/20/2026	CHESHAM FINANCE		75,000,000.00		75,000,000.00
47107	COMM	14178MAL2	CARGIL DISC NOTE	Redemption	01/20/2026	01/20/2026	CARGILL INC		50,000,000.00		50,000,000.00
47108	COMM	313385SA5	FHDN DISC NOTE	Redemption	01/20/2026	01/20/2026	FHLB DISCOUNT		250,000,000.00		250,000,000.00
47109	COMM	313385SA5	FHDN DISC NOTE	Redemption	01/20/2026	01/20/2026	FHLB DISCOUNT		150,000,000.00		150,000,000.00
47110	COMM	313385SA5	FHDN DISC NOTE	Redemption	01/20/2026	01/20/2026	FHLB DISCOUNT		250,000,000.00		250,000,000.00
42402	COMM	3133ENB33	FEDERAL FARM CR	Interest	01/20/2026	07/19/2027	FFCB NOTES			305,000.00	305,000.00
43134	COMM	24422EWR6	DEERE JOHN	Interest	01/20/2026	01/20/2028	JOHN DEERE			450,395.00	450,395.00
46648	COMM	3133ETJ40	FFCB 4.515% MAT	Interest	01/20/2026	10/20/2028	FFCB NOTES			421,033.33	421,033.33
46928	COMM	3134HCHC6	FHLMCC 4.05% MAT	Interest	01/20/2026	07/17/2029	FHLMC CALLABLE			253,125.00	253,125.00
44629	COMM	73328AAD1	PILOT 4.67% MAT	Interest	01/20/2026	11/22/2027	PORSCHE			29,187.50	29,187.50
44629	COMM	73328AAD1	PILOT 4.67% MAT	Redemption	01/20/2026	11/22/2027	PORSCHE		319,434.13		319,434.13
44817	COMM	881934AD5	TESLA 2024-B A3	Interest	01/20/2026	11/20/2026	TESLA AUTO LEASE			110,458.34	110,458.34
44817	COMM	881934AD5	TESLA 2024-B A3	Redemption	01/20/2026	11/20/2026	TESLA AUTO LEASE		2,513,834.12		2,513,834.12
44988	COMM	92868RAD0	VALET 2024-1 A3	Interest	01/20/2026	07/20/2029	VOLKSWAGEN			57,875.00	57,875.00
44988	COMM	92868RAD0	VALET 2024-1 A3	Redemption	01/20/2026	07/20/2029	VOLKSWAGEN		356,034.67		356,034.67

SANTA CLARA COUNTY INVESTMENTS
Transaction Activity Report
Sorted by Fund - Transaction Date

Investment #	Fund	CUSIP	Inv Descrip	TransactionType	TransactionDate	MaturityDate	Issuer	New Principal	Principal Paydowns	Interest	Total Cash
45606	COMM	92348KDZ3	VZMT 4.88% MAT	Interest	01/20/2026	03/20/2030	VERIZON MASTER			70,321.74	70,321.74
45606	COMM	92348KDZ3	VZMT 4.88% MAT	Redemption	01/20/2026	03/20/2030	VERIZON MASTER		397,868.58		397,868.58
45850	COMM	05594BAD8	BAAT 4.35% MAT	Interest	01/20/2026	11/20/2029	BANK OF AMERICA			27,187.50	27,187.50
45850	COMM	05594BAD8	BAAT 4.35% MAT	Redemption	01/20/2026	11/20/2029	BANK OF AMERICA		157,766.08		157,766.08
45933	COMM	362962AD4	GMALT 4.58% MAT	Interest	01/20/2026	05/22/2028	GM FIN'CL AUTO			73,470.86	73,470.86
45933	COMM	362962AD4	GMALT 4.58% MAT	Redemption	01/20/2026	05/22/2028	GM FIN'CL AUTO		631,885.75		631,885.75
46034	COMM	92868WAD9	VWALT 4.5% MAT	Interest	01/20/2026	06/20/2028	VOLKSWAGEN			53,437.50	53,437.50
46034	COMM	92868WAD9	VWALT 4.5% MAT	Redemption	01/20/2026	06/20/2028	VOLKSWAGEN		465,843.13		465,843.13
46307	COMM	379965AD8	GMALT 4.17% MAT	Interest	01/20/2026	08/21/2028	GM FIN'CL AUTO			57,337.52	57,337.52
46307	COMM	379965AD8	GMALT 4.17% MAT	Redemption	01/20/2026	08/21/2028	GM FIN'CL AUTO		486,090.11		486,090.11
46346	COMM	858933AC8	SFUEL 4.27% MAT	Interest	01/20/2026	01/22/2029	STELLATINS			96,074.99	96,074.99
46346	COMM	858933AC8	SFUEL 4.27% MAT	Redemption	01/20/2026	01/22/2029	STELLATINS		686,782.08		686,782.08
46817	COMM	92869QAD1	VALET 3.92% MAT	Interest	01/20/2026	03/20/2030	VOLKSWAGEN			56,350.01	56,350.01
46817	COMM	92869QAD1	VALET 3.92% MAT	Redemption	01/20/2026	03/20/2030	VOLKSWAGEN		316,996.52		316,996.52
46818	COMM	92348KEV1	VZMT 3.96% MAT	Interest	01/20/2026	10/21/2030	VERIZON MASTER			72,600.00	72,600.00
46818	COMM	92348KEV1	VZMT 3.96% MAT	Redemption	01/20/2026	10/21/2030	VERIZON MASTER		345,548.45		345,548.45
47120	COMM	14178MAN8	CARGIL DISC NOTE	Purchase	01/21/2026	01/22/2026	CARGILL INC	49,994,958.33			-49,994,958.33
47119	COMM	16536JAN7	CHES DISC NOTE	Purchase	01/21/2026	01/22/2026	CHESHAM FINANCE	74,992,354.17			-74,992,354.17
47121	COMM	313385SC1	FHDN DISC NOTE	Purchase	01/21/2026	01/22/2026	FHLB DISCOUNT	249,975,555.55			-249,975,555.55
47122	COMM	313385SC1	FHDN DISC NOTE	Purchase	01/21/2026	01/22/2026	FHLB DISCOUNT	149,985,333.00			-149,985,333.00
47123	COMM	313385SC1	FHDN DISC NOTE	Purchase	01/21/2026	01/22/2026	FHLB DISCOUNT	249,975,555.55			-249,975,555.55
47081	COMM	448970AD5	HALST 3.97% MAT	Purchase	01/21/2026	12/15/2028	HYUNDAI AUTO	15,997,654.40			-15,997,654.40
47118	COMM	5148X1AN3	LANDES DISC NOTE	Purchase	01/21/2026	01/22/2026	LANDES	124,987,395.83			-124,987,395.83
47090	COMM	58770YAD3	MBALT 3.93% MAT	Purchase	01/21/2026	01/15/2030	MERCEDES-BENZ	15,496,926.35			-15,496,926.35
47088	COMM	89240KAD0	TAOT 3.86% MAT	Purchase	01/21/2026	09/16/2030	TOYOTA AUTO REC	14,998,722.00			-14,998,722.00
47112	COMM	5148X1AM5	LANDES DISC NOTE	Redemption	01/21/2026	01/21/2026	LANDES		125,000,000.00		125,000,000.00
47113	COMM	16536JAM9	CHES DISC NOTE	Redemption	01/21/2026	01/21/2026	CHESHAM FINANCE		75,000,000.00		75,000,000.00
47114	COMM	14178MAM0	CARGIL DISC NOTE	Redemption	01/21/2026	01/21/2026	CARGILL INC		50,000,000.00		50,000,000.00
47115	COMM	313385SB3	FHDN DISC NOTE	Redemption	01/21/2026	01/21/2026	FHLB DISCOUNT		250,000,000.00		250,000,000.00
47116	COMM	313385SB3	FHDN DISC NOTE	Redemption	01/21/2026	01/21/2026	FHLB DISCOUNT		150,000,000.00		150,000,000.00
47117	COMM	313385SB3	FHDN DISC NOTE	Redemption	01/21/2026	01/21/2026	FHLB DISCOUNT		250,000,000.00		250,000,000.00
45274	COMM	21688ABK7	RABO 4.883% MAT	Interest	01/21/2026	01/21/2028	RABOBANK			610,375.00	610,375.00
42950	COMM	43815JAC7	HAROT 5.04% MAT	Interest	01/21/2026	04/21/2027	HONDA AUTO			12,729.37	12,729.37
42950	COMM	43815JAC7	HAROT 5.04% MAT	Redemption	01/21/2026	04/21/2027	HONDA AUTO		629,564.95		629,564.95
47130	COMM	14178MAP3	CARGIL DISC NOTE	Purchase	01/22/2026	01/23/2026	CARGILL INC	49,994,958.33			-49,994,958.33
47129	COMM	16536JAP2	CHES DISC NOTE	Purchase	01/22/2026	01/23/2026	CHESHAM FINANCE	74,992,354.17			-74,992,354.17
47131	COMM	313385SD9	FHDN DISC NOTE	Purchase	01/22/2026	01/23/2026	FHLB DISCOUNT	249,975,625.00			-249,975,625.00
47132	COMM	313385SD9	FHDN DISC NOTE	Purchase	01/22/2026	01/23/2026	FHLB DISCOUNT	149,985,375.00			-149,985,375.00
47133	COMM	313385SD9	FHDN DISC NOTE	Purchase	01/22/2026	01/23/2026	FHLB DISCOUNT	249,975,625.00			-249,975,625.00
47111	COMM	3140Q1ML1	FNMA 4.61% MAT	Purchase	01/22/2026	12/01/2030	FNMA	40,651,316.67			-40,651,316.67
47128	COMM	5148X1AP8	LANDES DISC NOTE	Purchase	01/22/2026	01/23/2026	LANDES	124,987,395.83			-124,987,395.83

SANTA CLARA COUNTY INVESTMENTS
Transaction Activity Report
Sorted by Fund - Transaction Date

Investment #	Fund	CUSIP	Inv Descrip	TransactionType	TransactionDate	MaturityDate	Issuer	New Principal	Principal Paydowns	Interest	Total Cash
47098	COMM	57629TCB1	MASSMU 4.9% MAT	Purchase	01/22/2026	01/22/2029	MASSMUTUAL	14,981,100.00			-14,981,100.00
46962	COMM	313385SC1	FHDN DISC NOTE	Redemption	01/22/2026	01/22/2026	FHLB DISCOUNT		154,600,000.00		154,600,000.00
47118	COMM	5148X1AN3	LANDES DISC NOTE	Redemption	01/22/2026	01/22/2026	LANDES		125,000,000.00		125,000,000.00
47119	COMM	16536JAN7	CHES DISC NOTE	Redemption	01/22/2026	01/22/2026	CHESHAM FINANCE		75,000,000.00		75,000,000.00
47120	COMM	14178MAN8	CARGIL DISC NOTE	Redemption	01/22/2026	01/22/2026	CARGILL INC		50,000,000.00		50,000,000.00
47121	COMM	313385SC1	FHDN DISC NOTE	Redemption	01/22/2026	01/22/2026	FHLB DISCOUNT		250,000,000.00		250,000,000.00
47122	COMM	313385SC1	FHDN DISC NOTE	Redemption	01/22/2026	01/22/2026	FHLB DISCOUNT		150,000,000.00		150,000,000.00
47123	COMM	313385SC1	FHDN DISC NOTE	Redemption	01/22/2026	01/22/2026	FHLB DISCOUNT		250,000,000.00		250,000,000.00
45785	COMM	24703UAC7	DEFT 4.68% MAT	Interest	01/22/2026	07/22/2027	DELL EQUIPMENT			23,400.00	23,400.00
45785	COMM	24703UAC7	DEFT 4.68% MAT	Redemption	01/22/2026	07/22/2027	DELL EQUIPMENT		313,448.92		313,448.92
47136	COMM	14178MAS7	CARGIL DISC NOTE	Purchase	01/23/2026	01/26/2026	CARGILL INC	49,984,916.67			-49,984,916.67
47135	COMM	16536JAS6	CHES DISC NOTE	Purchase	01/23/2026	01/26/2026	CHESHAM FINANCE	74,977,062.50			-74,977,062.50
47137	COMM	313385SG2	FHDN DISC NOTE	Purchase	01/23/2026	01/26/2026	FHLB DISCOUNT	249,926,875.00			-249,926,875.00
47138	COMM	313385SG2	FHDN DISC NOTE	Purchase	01/23/2026	01/26/2026	FHLB DISCOUNT	149,956,125.00			-149,956,125.00
47139	COMM	313385SG2	FHDN DISC NOTE	Purchase	01/23/2026	01/26/2026	FHLB DISCOUNT	249,926,875.00			-249,926,875.00
47134	COMM	5148X1AS2	LANDES DISC NOTE	Purchase	01/23/2026	01/26/2026	LANDES	124,962,187.50			-124,962,187.50
47128	COMM	5148X1AP8	LANDES DISC NOTE	Redemption	01/23/2026	01/23/2026	LANDES		125,000,000.00		125,000,000.00
47129	COMM	16536JAP2	CHES DISC NOTE	Redemption	01/23/2026	01/23/2026	CHESHAM FINANCE		75,000,000.00		75,000,000.00
47130	COMM	14178MAP3	CARGIL DISC NOTE	Redemption	01/23/2026	01/23/2026	CARGILL INC		50,000,000.00		50,000,000.00
47131	COMM	313385SD9	FHDN DISC NOTE	Redemption	01/23/2026	01/23/2026	FHLB DISCOUNT		250,000,000.00		250,000,000.00
47132	COMM	313385SD9	FHDN DISC NOTE	Redemption	01/23/2026	01/23/2026	FHLB DISCOUNT		150,000,000.00		150,000,000.00
47133	COMM	313385SD9	FHDN DISC NOTE	Redemption	01/23/2026	01/23/2026	FHLB DISCOUNT		250,000,000.00		250,000,000.00
47148	COMM	SYS47148	BCREPO 3.65% MAT	Purchase	01/26/2026	01/27/2026	BARCLAYS CAPITAL	49,999,999.99			-49,999,999.99
47144	COMM	14178MAT5	CARGIL DISC NOTE	Purchase	01/26/2026	01/27/2026	CARGILL INC	49,994,958.33			-49,994,958.33
47143	COMM	16536JAT4	CHES DISC NOTE	Purchase	01/26/2026	01/27/2026	CHESHAM FINANCE	74,992,354.17			-74,992,354.17
47145	COMM	313385SH0	FHDN DISC NOTE	Purchase	01/26/2026	01/27/2026	FHLB DISCOUNT	249,975,555.55			-249,975,555.55
47146	COMM	313385SH0	FHDN DISC NOTE	Purchase	01/26/2026	01/27/2026	FHLB DISCOUNT	149,985,333.00			-149,985,333.00
47147	COMM	313385SH0	FHDN DISC NOTE	Purchase	01/26/2026	01/27/2026	FHLB DISCOUNT	249,975,555.55			-249,975,555.55
47126	COMM	3132XK5P8	FHLMC 4.2% MAT	Purchase	01/26/2026	09/01/2030	FHLMC	35,077,473.96			-35,077,473.96
47125	COMM	345276AD1	FORDL 4.9% MAT	Purchase	01/26/2026	07/15/2029	FORD CREDIT AUTO	28,997,569.80			-28,997,569.80
47142	COMM	5148X1AT0	LANDES DISC NOTE	Purchase	01/26/2026	01/27/2026	LANDES	124,987,395.83			-124,987,395.83
42883	COMM	742718FY0	PROCTER &	Redemption	01/26/2026	01/26/2026	PROCTER &		10,000,000.00		10,000,000.00
46118	COMM	22536JSZ9	CANYCD 4.28% MAT	Redemption	01/26/2026	01/26/2026	CREDIT AGRICOLE		65,000,000.00		65,000,000.00
47134	COMM	5148X1AS2	LANDES DISC NOTE	Redemption	01/26/2026	01/26/2026	LANDES		125,000,000.00		125,000,000.00
47135	COMM	16536JAS6	CHES DISC NOTE	Redemption	01/26/2026	01/26/2026	CHESHAM FINANCE		75,000,000.00		75,000,000.00
47136	COMM	14178MAS7	CARGIL DISC NOTE	Redemption	01/26/2026	01/26/2026	CARGILL INC		50,000,000.00		50,000,000.00
47137	COMM	313385SG2	FHDN DISC NOTE	Redemption	01/26/2026	01/26/2026	FHLB DISCOUNT		250,000,000.00		250,000,000.00
47138	COMM	313385SG2	FHDN DISC NOTE	Redemption	01/26/2026	01/26/2026	FHLB DISCOUNT		150,000,000.00		150,000,000.00
47139	COMM	313385SG2	FHDN DISC NOTE	Redemption	01/26/2026	01/26/2026	FHLB DISCOUNT		250,000,000.00		250,000,000.00
42883	COMM	742718FY0	PROCTER &	Interest	01/26/2026	01/26/2026	PROCTER &			205,000.00	205,000.00
45769	COMM	3133ETES2	FFCB 4.57% MAT	Interest	01/26/2026	04/24/2028	FFCB NOTES			473,812.50	473,812.50

SANTA CLARA COUNTY INVESTMENTS
Transaction Activity Report
Sorted by Fund - Transaction Date

Investment #	Fund	CUSIP	Inv Descrip	TransactionType	TransactionDate	MaturityDate	Issuer	New Principal	Principal Paydowns	Interest	Total Cash
46118	COMM	22536JSZ9	CANYCD 4.28% MAT	Interest	01/26/2026	01/26/2026	CREDIT AGRICOLE			1,646,016.64	1,646,016.64
39654	COMM	3137BP4J5	FNAMAM 2.446% MAT	Interest	01/26/2026	03/25/2026	FHLMC			2,070.72	2,070.72
39654	COMM	3137BP4J5	FNAMAM 2.446% MAT	Redemption	01/26/2026	03/25/2026	FHLMC		321,436.80		321,436.80
40526	COMM	3137BSP64	FHLMCM 2.34% MAT	Interest	01/26/2026	07/25/2026	FHLMC			5,804.96	5,804.96
40526	COMM	3137BSP64	FHLMCM 2.34% MAT	Redemption	01/26/2026	07/25/2026	FHLMC		263,607.40		263,607.40
40784	COMM	3137F72W4	FHLMCM 0.39025%	Interest	01/26/2026	09/25/2029	FHLMC			1,945.85	1,945.85
40784	COMM	3137F72W4	FHLMCM 0.39025%	Redemption	01/26/2026	09/25/2029	FHLMC		1,152.57		1,152.57
40905	COMM	3138LEC33	FNAMAM 2.38% MAT	Interest	01/26/2026	07/01/2026	FNMA			18,829.16	18,829.16
40905	COMM	3138LEC33	FNAMAM 2.38% MAT	Redemption	01/26/2026	07/01/2026	FNMA		16,203.60		16,203.60
41133	COMM	3137FYZG4	FHLMCM 0.861%	Interest	01/26/2026	06/25/2027	FHLMC			4,648.97	4,648.97
41133	COMM	3137FYZG4	FHLMCM 0.861%	Redemption	01/26/2026	06/25/2027	FHLMC		6,162,988.09		6,162,988.09
41164	COMM	3137FPJ55	FHLMCM 2.606%	Interest	01/26/2026	07/25/2027	FHLMC			17,598.33	17,598.33
41164	COMM	3137FPJ55	FHLMCM 2.606%	Redemption	01/26/2026	07/25/2027	FHLMC		411,558.47		411,558.47
41192	COMM	3137FBAB2	FHLMCM 3.038%	Interest	01/26/2026	08/25/2027	FHLMC			8,660.70	8,660.70
41192	COMM	3137FBAB2	FHLMCM 3.038%	Redemption	01/26/2026	08/25/2027	FHLMC		168,060.40		168,060.40
41222	COMM	3137H14A1	FHLMCM 0.854%	Interest	01/26/2026	01/25/2028	FHLMC			6,826.18	6,826.18
41222	COMM	3137H14A1	FHLMCM 0.854%	Redemption	01/26/2026	01/25/2028	FHLMC		359,230.04		359,230.04
41228	COMM	3136AUG21	FNAMAM 2.49552%	Interest	01/26/2026	10/25/2026	FNMA			32,274.32	32,274.32
41228	COMM	3136AUG21	FNAMAM 2.49552%	Redemption	01/26/2026	10/25/2026	FNMA		25,604.75		25,604.75
41319	COMM	3132XFD47	FHLMCM 2.1% MAT	Interest	01/26/2026	11/01/2026	FHLMC			27,125.00	27,125.00
41319	COMM	3132XFD47	FHLMCM 2.1% MAT	Redemption	01/26/2026	11/01/2026	FHLMC		1,488,592.82		1,488,592.82
41524	COMM	3133LJAN1	FHLM 1.5% MAT	Interest	01/26/2026	11/01/2031	FHLMC SINGLE			8,606.60	8,606.60
41524	COMM	3133LJAN1	FHLM 1.5% MAT	Redemption	01/26/2026	11/01/2031	FHLMC SINGLE		163,589.29		163,589.29
41525	COMM	3140QMQJ6	FNMAP 1.5% MAT	Interest	01/26/2026	11/01/2031	FNMA SINGLE			8,090.52	8,090.52
41525	COMM	3140QMQJ6	FNMAP 1.5% MAT	Redemption	01/26/2026	11/01/2031	FNMA SINGLE		111,930.45		111,930.45
41526	COMM	3140XDHF6	FNMAP 1.5% MAT	Interest	01/26/2026	09/01/2031	FNMA SINGLE			14,678.88	14,678.88
41526	COMM	3140XDHF6	FNMAP 1.5% MAT	Redemption	01/26/2026	09/01/2031	FNMA SINGLE		211,190.98		211,190.98
41675	COMM	3133LPUA3	FHLMC 1.5% MAT	Interest	01/26/2026	01/01/2032	FHLMC SINGLE			13,569.52	13,569.52
41675	COMM	3133LPUA3	FHLMC 1.5% MAT	Redemption	01/26/2026	01/01/2032	FHLMC SINGLE		191,000.26		191,000.26
41676	COMM	31418EAD2	FNMAP 1.5% MAT	Interest	01/26/2026	12/01/2031	FNMA SINGLE			11,713.59	11,713.59
41676	COMM	31418EAD2	FNMAP 1.5% MAT	Redemption	01/26/2026	12/01/2031	FNMA SINGLE		198,141.00		198,141.00
41791	COMM	3137FQ3Y7	FHLMCM 2.19% MAT	Interest	01/26/2026	07/25/2029	FHLMC			24,636.45	24,636.45
41791	COMM	3137FQ3Y7	FHLMCM 2.19% MAT	Redemption	01/26/2026	07/25/2029	FHLMC		281,060.71		281,060.71
41854	COMM	3138LDLP6	FNAMAM 2.75% MAT	Interest	01/26/2026	04/01/2026	FNMA			23,776.54	23,776.54
41854	COMM	3138LDLP6	FNAMAM 2.75% MAT	Redemption	01/26/2026	04/01/2026	FNMA		18,187.51		18,187.51
41892	COMM	3137H6LT0	FHLMCM 1.946%	Interest	01/26/2026	03/25/2027	FHLMC			3,444.96	3,444.96
41892	COMM	3137H6LT0	FHLMCM 1.946%	Redemption	01/26/2026	03/25/2027	FHLMC		66,808.00		66,808.00
42046	COMM	3137H73W1	FHLMCM 2.75% MAT	Interest	01/26/2026	04/25/2027	FHLMC			11,349.82	11,349.82
42046	COMM	3137H73W1	FHLMCM 2.75% MAT	Redemption	01/26/2026	04/25/2027	FHLMC		50,676.12		50,676.12
42093	COMM	3137F1G44	FHLMCM 3.243%	Interest	01/26/2026	04/25/2027	FHLMC			94,587.50	94,587.50
42093	COMM	3137F1G44	FHLMCM 3.243%	Redemption	01/26/2026	04/25/2027	FHLMC		2,204,538.10		2,204,538.10

SANTA CLARA COUNTY INVESTMENTS
Transaction Activity Report
Sorted by Fund - Transaction Date

Investment #	Fund	CUSIP	Inv Descrip	TransactionType	TransactionDate	MaturityDate	Issuer	New Principal	Principal Paydowns	Interest	Total Cash
42099	COMM	3137BXQY1	FHLMCM 3.224%	Interest	01/26/2026	03/25/2027	FHLMC			107,466.68	107,466.68
42099	COMM	3137BXQY1	FHLMCM 3.224%	Redemption	01/26/2026	03/25/2027	FHLMC	2,662,951.49			2,662,951.49
42110	COMM	3137F2LJ3	FHLMCM 3.117%	Interest	01/26/2026	06/25/2027	FHLMC			90,912.50	90,912.50
42110	COMM	3137F2LJ3	FHLMCM 3.117%	Redemption	01/26/2026	06/25/2027	FHLMC				0.00
42111	COMM	3138LDYK3	FNMA 2.55% MAT	Interest	01/26/2026	07/01/2026	FNMA NOTES			76,540.00	76,540.00
42111	COMM	3138LDYK3	FNMA 2.55% MAT	Redemption	01/26/2026	07/01/2026	FNMA NOTES	96,115.05			96,115.05
42112	COMM	3138LFUJ5	FNMAM 2.47% MAT	Interest	01/26/2026	10/01/2026	FNMA			42,538.89	42,538.89
42112	COMM	3138LFUJ5	FNMAM 2.47% MAT	Redemption	01/26/2026	10/01/2026	FNMA	2,021,710.44			2,021,710.44
42120	COMM	3136AK2F9	FNMAM 3.39768%	Interest	01/26/2026	08/25/2026	FNMA			91,709.67	91,709.67
42120	COMM	3136AK2F9	FNMAM 3.39768%	Redemption	01/26/2026	08/25/2026	FNMA	61,247.86			61,247.86
42133	COMM	3138LD5W9	FNMAM 2.625% MAT	Interest	01/26/2026	06/01/2026	FNMA			32,812.50	32,812.50
42133	COMM	3138LD5W9	FNMAM 2.625% MAT	Redemption	01/26/2026	06/01/2026	FNMA	2,490,141.15			2,490,141.15
42137	COMM	3138LD5W9	FNMAM 2.625% MAT	Interest	01/26/2026	06/01/2026	FNMA			32,812.50	32,812.50
42137	COMM	3138LD5W9	FNMAM 2.625% MAT	Redemption	01/26/2026	06/01/2026	FNMA				0.00
42150	COMM	3137F1G44	FHLMCM 3.243%	Interest	01/26/2026	04/25/2027	FHLMC			54,050.00	54,050.00
42150	COMM	3137F1G44	FHLMCM 3.243%	Redemption	01/26/2026	04/25/2027	FHLMC				0.00
42151	COMM	3138LEC82	FNMAM 2.57% MAT	Interest	01/26/2026	07/01/2026	FNMA			44,261.11	44,261.11
42151	COMM	3138LEC82	FNMAM 2.57% MAT	Redemption	01/26/2026	07/01/2026	FNMA	2,855,292.77			2,855,292.77
42188	COMM	3140HV6S8	FNMAM 2.19% MAT	Interest	01/26/2026	11/01/2026	FNMA			56,575.00	56,575.00
42188	COMM	3140HV6S8	FNMAM 2.19% MAT	Redemption	01/26/2026	11/01/2026	FNMA	2,744,256.62			2,744,256.62
42205	COMM	3137FMD25	FHLMCM 2.875%	Interest	01/26/2026	04/25/2026	FHLMC			19,005.03	19,005.03
42205	COMM	3137FMD25	FHLMCM 2.875%	Redemption	01/26/2026	04/25/2026	FHLMC	1,599,009.45			1,599,009.45
42234	COMM	3138LD5W9	FNMAM 2.625% MAT	Interest	01/26/2026	06/01/2026	FNMA			17,500.00	17,500.00
42234	COMM	3138LD5W9	FNMAM 2.625% MAT	Redemption	01/26/2026	06/01/2026	FNMA				0.00
42757	COMM	3137FBAJ5	FHLMCM 3.281%	Interest	01/26/2026	08/25/2027	FHLMC			29,255.59	29,255.59
42757	COMM	3137FBAJ5	FHLMCM 3.281%	Redemption	01/26/2026	08/25/2027	FHLMC	524,913.69			524,913.69
42764	COMM	3137BYLD0	FHLMCM 3.288%	Interest	01/26/2026	02/25/2027	FHLMC			54,800.00	54,800.00
42764	COMM	3137BYLD0	FHLMCM 3.288%	Redemption	01/26/2026	02/25/2027	FHLMC	1,350,604.36			1,350,604.36
42910	COMM	3138LECC3	FNMA 2.42% MAT	Interest	01/26/2026	07/01/2026	FNMA NOTES			83,355.56	83,355.56
42910	COMM	3138LECC3	FNMA 2.42% MAT	Redemption	01/26/2026	07/01/2026	FNMA NOTES	5,537,192.85			5,537,192.85
42931	COMM	3132CW3F9	FHLMC 2.% MAT	Interest	01/26/2026	12/01/2027	FHLMC			17,488.00	17,488.00
42931	COMM	3132CW3F9	FHLMC 2.% MAT	Redemption	01/26/2026	12/01/2027	FHLMC	617,807.39			617,807.39
42949	COMM	3132XGQ74	FHLMCM 3.7% MAT	Interest	01/26/2026	11/01/2027	FHLMC			138,674.96	138,674.96
42949	COMM	3132XGQ74	FHLMCM 3.7% MAT	Redemption	01/26/2026	11/01/2027	FHLMC	58,921.20			58,921.20
43054	COMM	3137FEZT0	FHLMCM 3.725%	Interest	01/26/2026	12/25/2027	FHLMC			93,637.71	93,637.71
43054	COMM	3137FEZT0	FHLMCM 3.725%	Redemption	01/26/2026	12/25/2027	FHLMC	6,946,305.60			6,946,305.60
43080	COMM	3132XFLM8	FHLMCM 4.3% MAT	Interest	01/26/2026	02/01/2028	FHLMC			115,378.55	115,378.55
43080	COMM	3132XFLM8	FHLMCM 4.3% MAT	Redemption	01/26/2026	02/01/2028	FHLMC	1,299,551.57			1,299,551.57
43098	COMM	3140LJKS4	FNMAM 4.54% MAT	Interest	01/26/2026	01/01/2028	FNMA			91,007.96	91,007.96
43098	COMM	3140LJKS4	FNMAM 4.54% MAT	Redemption	01/26/2026	01/01/2028	FNMA	1,004,098.13			1,004,098.13
43105	COMM	30322KAE3	FREDM 0.88% MAT	Interest	01/26/2026	07/25/2026	FREDDIE MAC			15,080.10	15,080.10

SANTA CLARA COUNTY INVESTMENTS
Transaction Activity Report
Sorted by Fund - Transaction Date

Investment #	Fund	CUSIP	Inv Descrip	TransactionType	TransactionDate	MaturityDate	Issuer	New Principal	Principal Paydowns	Interest	Total Cash
43105	COMM	30322KAE3	FREDM 0.88% MAT	Redemption	01/26/2026	07/25/2026	FREDDIE MAC		40,134.27		40,134.27
43145	COMM	3140LJJN7	FNMAM 4.385% MAT	Interest	01/26/2026	01/01/2028	FNMA			116,043.18	116,043.18
43145	COMM	3140LJJN7	FNMAM 4.385% MAT	Redemption	01/26/2026	01/01/2028	FNMA	1,323,875.40			1,323,875.40
43162	COMM	3140LHFC9	FNMAM 3.53% MAT	Interest	01/26/2026	09/01/2027	FNMA			75,993.06	75,993.06
43162	COMM	3140LHFC9	FNMAM 3.53% MAT	Redemption	01/26/2026	09/01/2027	FNMA	1,249,698.90			1,249,698.90
43200	COMM	3140LJS23	FNMAM 4.17% MAT	Interest	01/26/2026	02/01/2028	FNMA			89,770.83	89,770.83
43200	COMM	3140LJS23	FNMAM 4.17% MAT	Redemption	01/26/2026	02/01/2028	FNMA	1,038,227.95			1,038,227.95
43268	COMM	3140LJX68	FNMAM 4.225% MAT	Interest	01/26/2026	06/01/2028	FNMA			85,468.46	85,468.46
43268	COMM	3140LJX68	FNMAM 4.225% MAT	Redemption	01/26/2026	06/01/2028	FNMA	844,131.32			844,131.32
43563	COMM	3140LLCB5	FNMAM 4.62% MAT	Interest	01/26/2026	07/01/2028	FNMA			89,619.91	89,619.91
43563	COMM	3140LLCB5	FNMAM 4.62% MAT	Redemption	01/26/2026	07/01/2028	FNMA	763,617.51			763,617.51
43597	COMM	3132XGW51	FHLMCM 4.21% MAT	Interest	01/26/2026	07/01/2028	FHLMC			53,791.87	53,791.87
43597	COMM	3132XGW51	FHLMCM 4.21% MAT	Redemption	01/26/2026	07/01/2028	FHLMC	487,612.16			487,612.16
43629	COMM	3132XGVS2	FREDM 5.1% MAT	Interest	01/26/2026	06/01/2028	FREDDIE MAC			119,787.10	119,787.10
43629	COMM	3132XGVS2	FREDM 5.1% MAT	Redemption	01/26/2026	06/01/2028	FREDDIE MAC	963,277.87			963,277.87
43636	COMM	3137HB3G7	FHLMCM 4.86% MAT	Interest	01/26/2026	10/25/2028	FHLMC			85,050.00	85,050.00
43636	COMM	3137HB3G7	FHLMCM 4.86% MAT	Redemption	01/26/2026	10/25/2028	FHLMC	645,017.43			645,017.43
43889	COMM	3132XFND6	FHLMC 5% MAT	Interest	01/26/2026	08/01/2028	FHLMC			177,070.27	177,070.27
43889	COMM	3132XFND6	FHLMC 5% MAT	Redemption	01/26/2026	08/01/2028	FHLMC	1,370,014.55			1,370,014.55
44063	COMM	3142FFGN1	FNMAM 4.6% MAT	Interest	01/26/2026	01/01/2029	FNMA			158,444.44	158,444.44
44063	COMM	3142FFGN1	FNMAM 4.6% MAT	Redemption	01/26/2026	01/01/2029	FNMA	1,127,267.88			1,127,267.88
44297	COMM	096919AD7	BMWOT 5.18% MAT	Interest	01/26/2026	02/26/2029	BMW VEHICLE			72,327.59	72,327.59
44297	COMM	096919AD7	BMWOT 5.18% MAT	Redemption	01/26/2026	02/26/2029	BMW VEHICLE	1,206,812.92			1,206,812.92
44491	COMM	3136B06Q4	FNMA 5.77% MAT	Interest	01/26/2026	04/25/2030	FNMA NOTES			17,962.32	17,962.32
44491	COMM	3136B06Q4	FNMA 5.77% MAT	Redemption	01/26/2026	04/25/2030	FNMA NOTES	6,014.58			6,014.58
44670	COMM	3138LMNE9	FNMAM 5.766% MAT	Interest	01/26/2026	03/01/2028	FNMA			62,759.94	62,759.94
44670	COMM	3138LMNE9	FNMAM 5.766% MAT	Redemption	01/26/2026	03/01/2028	FNMA	24,853.66			24,853.66
44805	COMM	313637Q52	FN 109476 MTG	Interest	01/26/2026	08/01/2028	FNMA			67,475.13	67,475.13
44805	COMM	313637Q52	FN 109476 MTG	Redemption	01/26/2026	08/01/2028	FNMA	25,049.43			25,049.43
45059	COMM	3137H74L4	FHLMC 5.30243%	Interest	01/26/2026	04/25/2030	FHLMC NOTES			80,029.00	80,029.00
45059	COMM	3137H74L4	FHLMC 5.30243%	Redemption	01/26/2026	04/25/2030	FHLMC NOTES	15,923.22			15,923.22
45093	COMM	3132XKXC6	FHLMC 4.39% MAT	Interest	01/26/2026	10/01/2029	FHLMC NOTES			75,605.55	75,605.55
45093	COMM	3132XKXC6	FHLMC 4.39% MAT	Redemption	01/26/2026	10/01/2029	FHLMC NOTES	440,195.70			440,195.70
45140	COMM	3132XKXC6-A	FHLMC 4.39% MAT	Interest	01/26/2026	10/01/2029	FHLMC NOTES			37,802.78	37,802.78
45140	COMM	3132XKXC6-A	FHLMC 4.39% MAT	Redemption	01/26/2026	10/01/2029	FHLMC NOTES	218,626.95			218,626.95
45367	COMM	096924AD7	BMWOT 4.56% MAT	Interest	01/26/2026	09/25/2029	BMW VEHICLE			95,000.00	95,000.00
45367	COMM	096924AD7	BMWOT 4.56% MAT	Redemption	01/26/2026	09/25/2029	BMW VEHICLE	555,762.89			555,762.89
45492	COMM	3132XKSM0	FREDM 4.5% MAT	Interest	01/26/2026	07/01/2029	FREDDIE MAC			94,065.62	94,065.62
45492	COMM	3132XKSM0	FREDM 4.5% MAT	Redemption	01/26/2026	07/01/2029	FREDDIE MAC	585,291.84			585,291.84
45607	COMM	3137HJ5Z6	FHLMCM 4.84268%	Interest	01/26/2026	09/25/2029	FHLMC			57,989.13	57,989.13
45607	COMM	3137HJ5Z6	FHLMCM 4.84268%	Redemption	01/26/2026	09/25/2029	FHLMC	2,649.45			2,649.45

SANTA CLARA COUNTY INVESTMENTS
Transaction Activity Report
Sorted by Fund - Transaction Date

Investment #	Fund	CUSIP	Inv Descrip	TransactionType	TransactionDate	MaturityDate	Issuer	New Principal	Principal Paydowns	Interest	Total Cash
45681	COMM	3137FMU67	FREDM 2.862% MAT	Interest	01/26/2026	05/25/2026	FREDDIE MAC			22,198.41	22,198.41
45681	COMM	3137FMU67	FREDM 2.862% MAT	Redemption	01/26/2026	05/25/2026	FREDDIE MAC		208,872.32		208,872.32
45706	COMM	3137HBPH1	FHLMCM 4.95268%	Interest	01/26/2026	01/25/2031	FHLMC			18,198.09	18,198.09
45706	COMM	3137HBPH1	FHLMCM 4.95268%	Redemption	01/26/2026	01/25/2031	FHLMC		3,019.65		3,019.65
46003	COMM	096912AD2	BMWLT 4.43% MAT	Interest	01/26/2026	06/26/2028	BMW VEHICLE			33,225.00	33,225.00
46003	COMM	096912AD2	BMWLT 4.43% MAT	Redemption	01/26/2026	06/26/2028	BMW VEHICLE		284,801.16		284,801.16
46077	COMM	3137HLY48	FHLMCM 4.404%	Interest	01/26/2026	04/25/2030	FHLMC			73,400.00	73,400.00
46077	COMM	3137HLY48	FHLMCM 4.404%	Redemption	01/26/2026	04/25/2030	FHLMC		365,618.81		365,618.81
46078	COMM	3137BS5N9	FHLMCM 2.72% MAT	Interest	01/26/2026	07/25/2026	FHLMC			79,333.35	79,333.35
46078	COMM	3137BS5N9	FHLMCM 2.72% MAT	Redemption	01/26/2026	07/25/2026	FHLMC		958,275.85		958,275.85
46079	COMM	3137BS5N9	FHLMCM 2.72% MAT	Interest	01/26/2026	07/25/2026	FHLMC			56,666.67	56,666.67
46079	COMM	3137BS5N9	FHLMCM 2.72% MAT	Redemption	01/26/2026	07/25/2026	FHLMC		684,482.75		684,482.75
46121	COMM	3132XDCK7	FREDM 4.15% MAT	Interest	01/26/2026	05/01/2030	FREDDIE MAC			88,379.63	88,379.63
46121	COMM	3132XDCK7	FREDM 4.15% MAT	Redemption	01/26/2026	05/01/2030	FREDDIE MAC		25,921.10		25,921.10
46143	COMM	3132XFUA4	FHLM 4.2% MAT	Interest	01/26/2026	10/01/2029	FHLMC SINGLE			37,143.17	37,143.17
46143	COMM	3132XFUA4	FHLM 4.2% MAT	Redemption	01/26/2026	10/01/2029	FHLMC SINGLE		227,088.14		227,088.14
46144	COMM	3140NYSV4	FNMA 4.47% MAT	Interest	01/26/2026	06/01/2030	FNMA NOTES			134,720.83	134,720.83
46144	COMM	3140NYSV4	FNMA 4.47% MAT	Redemption	01/26/2026	06/01/2030	FNMA NOTES		631,554.78		631,554.78
46171	COMM	3137HMC73	FHLMCM 4.84926%	Interest	01/26/2026	05/25/2030	FHLMC			97,638.00	97,638.00
46171	COMM	3137HMC73	FHLMCM 4.84926%	Redemption	01/26/2026	05/25/2030	FHLMC		3,328.00		3,328.00
46228	COMM	3140NY4X6	FNMDN 4.48% MAT	Interest	01/26/2026	07/01/2030	FNMA			119,035.59	119,035.59
46228	COMM	3140NY4X6	FNMDN 4.48% MAT	Redemption	01/26/2026	07/01/2030	FNMA		533,804.56		533,804.56
46238	COMM	3136B2HA3	FNMDN 3.354% MAT	Interest	01/26/2026	07/25/2028	FANNIE MAE			40,781.35	40,781.35
46238	COMM	3136B2HA3	FNMDN 3.354% MAT	Redemption	01/26/2026	07/25/2028	FANNIE MAE		442,324.85		442,324.85
46259	COMM	3140NYWE7	FNMA 4.245% MAT	Interest	01/26/2026	07/01/2030	FNMA			60,248.58	60,248.58
46259	COMM	3140NYWE7	FNMA 4.245% MAT	Redemption	01/26/2026	07/01/2030	FNMA		286,964.00		286,964.00
46304	COMM	3137HMCL2	FHLMCM 4.88% MAT	Interest	01/26/2026	06/25/2030	FHLMC			117,237.42	117,237.42
46304	COMM	3137HMCL2	FHLMCM 4.88% MAT	Redemption	01/26/2026	06/25/2030	FHLMC		538.50		538.50
46328	COMM	3140HRL35	FNMA 3.76% MAT	Interest	01/26/2026	11/01/2028	FNMA			129,511.11	129,511.11
46328	COMM	3140HRL35	FNMA 3.76% MAT	Redemption	01/26/2026	11/01/2028	FNMA		1,274,350.64		1,274,350.64
46352	COMM	3137H6MJ1	FHLMCM 4.68926%	Interest	01/26/2026	02/25/2029	FHLMC			50,866.99	50,866.99
46352	COMM	3137H6MJ1	FHLMCM 4.68926%	Redemption	01/26/2026	02/25/2029	FHLMC		8,837.76		8,837.76
46402	COMM	3140NW7H2	FNMA 5.005% MAT	Interest	01/26/2026	12/01/2029	FNMA			136,670.01	136,670.01
46402	COMM	3140NW7H2	FNMA 5.005% MAT	Redemption	01/26/2026	12/01/2029	FNMA		675,899.04		675,899.04
46526	COMM	3137H5Y35	FHLMCM	Interest	01/26/2026	01/25/2029	FHLMC			95,786.92	95,786.92
46526	COMM	3137H5Y35	FHLMCM	Redemption	01/26/2026	01/25/2029	FHLMC		3,202,673.76		3,202,673.76
46533	COMM	3140Q0LF7	FNMA 4.58% MAT	Interest	01/26/2026	09/01/2030	FNMA			111,000.75	111,000.75
46533	COMM	3140Q0LF7	FNMA 4.58% MAT	Redemption	01/26/2026	09/01/2030	FNMA		465,285.50		465,285.50
46541	COMM	3137H6MJ1-A	FHLMCM	Interest	01/26/2026	02/25/2029	FHLMC			63,583.74	63,583.74
46541	COMM	3137H6MJ1-A	FHLMCM	Redemption	01/26/2026	02/25/2029	FHLMC		11,047.20		11,047.20
46567	COMM	3132XKT72	FHLMC 4.26% MAT	Interest	01/26/2026	09/01/2029	FHLMC NOTES			126,981.53	126,981.53

SANTA CLARA COUNTY INVESTMENTS
Transaction Activity Report
Sorted by Fund - Transaction Date

Investment #	Fund	CUSIP	Inv Descrip	TransactionType	TransactionDate	MaturityDate	Issuer	New Principal	Principal Paydowns	Interest	Total Cash
46567	COMM	3132XKT72	FHLMC 4.26% MAT	Redemption	01/26/2026	09/01/2029	FHLMC NOTES		34,372.04		34,372.04
46624	COMM	3132XKT64	FHLMCM 4.26% MAT	Interest	01/26/2026	09/01/2029	FHLMC			127,992.77	127,992.77
46624	COMM	3132XKT64	FHLMCM 4.26% MAT	Redemption	01/26/2026	09/01/2029	FHLMC		32,994.15		32,994.15
46639	COMM	3132XKUD7	FHLMCM 4.26% MAT	Interest	01/26/2026	09/01/2029	FHLMC			128,391.66	128,391.66
46639	COMM	3132XKUD7	FHLMCM 4.26% MAT	Redemption	01/26/2026	09/01/2029	FHLMC		810,839.07		810,839.07
46640	COMM	3140NV4B0	FNMA 4.04% MAT	Interest	01/26/2026	09/01/2029	FNMA			135,426.19	135,426.19
46640	COMM	3140NV4B0	FNMA 4.04% MAT	Redemption	01/26/2026	09/01/2029	FNMA		910,823.56		910,823.56
46703	COMM	3132XKSP3	FREDM 3.83% MAT	Interest	01/26/2026	07/01/2029	FREDDIE MAC			75,657.39	75,657.39
46703	COMM	3132XKSP3	FREDM 3.83% MAT	Redemption	01/26/2026	07/01/2029	FREDDIE MAC		558,170.45		558,170.45
46759	COMM	3132XFYP7	FREDM 3.95% MAT	Interest	01/26/2026	07/01/2030	FREDDIE MAC			85,034.72	85,034.72
46759	COMM	3132XFYP7	FREDM 3.95% MAT	Redemption	01/26/2026	07/01/2030	FREDDIE MAC		424,855.38		424,855.38
46794	COMM	3137HNWJ3	FHLMCM 4.74% MAT	Interest	01/26/2026	09/25/2030	FHLMC			168,404.21	168,404.21
46794	COMM	3137HNWJ3	FHLMCM 4.74% MAT	Redemption	01/26/2026	09/25/2030	FHLMC		4,206.69		4,206.69
46895	COMM	3137H3KE1	FHLMCM 4.40185%	Interest	01/26/2026	09/25/2028	FHLMC			94,233.82	94,233.82
46895	COMM	3137H3KE1	FHLMCM 4.40185%	Redemption	01/26/2026	09/25/2028	FHLMC		1,535,487.12		1,535,487.12
46947	COMM	3132XK4Z7	FREDM 4.2% MAT	Interest	01/26/2026	07/01/2030	FREDDIE MAC			100,691.61	100,691.61
46947	COMM	3132XK4Z7	FREDM 4.2% MAT	Redemption	01/26/2026	07/01/2030	FREDDIE MAC		463,819.42		463,819.42
46947	COMM	3132XK4Z7	FREDM 4.2% MAT	Interest	01/26/2026	07/01/2030	FREDDIE MAC			-51,969.87	-51,969.87
46947	COMM	3132XK4Z7	FREDM 4.2% MAT	Redemption	01/26/2026	07/01/2030	FREDDIE MAC				0.00
47149	COMM	SYS47149	BCREPO 3.64% MAT	Purchase	01/27/2026	01/28/2026	BARCLAYS CAPITAL	250,000,000.02			-250,000,000.02
47152	COMM	14178MAU2	CARGIL DISC NOTE	Purchase	01/27/2026	01/28/2026	CARGILL INC	49,994,958.33			-49,994,958.33
47151	COMM	16536JAU1	CHES DISC NOTE	Purchase	01/27/2026	01/28/2026	CHESHAM FINANCE	74,992,354.17			-74,992,354.17
47153	COMM	313385SJ6	FHDN DISC NOTE	Purchase	01/27/2026	01/28/2026	FHLB DISCOUNT	99,990,194.44			-99,990,194.44
47154	COMM	313385SJ6	FHDN DISC NOTE	Purchase	01/27/2026	01/28/2026	FHLB DISCOUNT	149,985,291.00			-149,985,291.00
47150	COMM	5148X1AU7	LANDES DISC NOTE	Purchase	01/27/2026	01/28/2026	LANDES	124,987,395.83			-124,987,395.83
47142	COMM	5148X1AT0	LANDES DISC NOTE	Redemption	01/27/2026	01/27/2026	LANDES		125,000,000.00		125,000,000.00
47143	COMM	16536JAT4	CHES DISC NOTE	Redemption	01/27/2026	01/27/2026	CHESHAM FINANCE		75,000,000.00		75,000,000.00
47144	COMM	14178MAT5	CARGIL DISC NOTE	Redemption	01/27/2026	01/27/2026	CARGILL INC		50,000,000.00		50,000,000.00
47145	COMM	313385SH0	FHDN DISC NOTE	Redemption	01/27/2026	01/27/2026	FHLB DISCOUNT		250,000,000.00		250,000,000.00
47146	COMM	313385SH0	FHDN DISC NOTE	Redemption	01/27/2026	01/27/2026	FHLB DISCOUNT		150,000,000.00		150,000,000.00
47147	COMM	313385SH0	FHDN DISC NOTE	Redemption	01/27/2026	01/27/2026	FHLB DISCOUNT		250,000,000.00		250,000,000.00
47148	COMM	SYS47148	BCREPO 3.65% MAT	Redemption	01/27/2026	01/27/2026	BARCLAYS CAPITAL	49,999,999.99			49,999,999.99
42641	COMM	3133ENV72	FEDERAL FARM CR	Interest	01/27/2026	07/27/2026	FFCB NOTES			562,500.00	562,500.00
47148	COMM	SYS47148	BCREPO 3.65% MAT	Interest	01/27/2026	01/27/2026	BARCLAYS CAPITAL			5,069.44	5,069.44
47155	COMM	SYS47155	BCREPO 3.62% MAT	Purchase	01/28/2026	01/29/2026	BARCLAYS CAPITAL	250,000,000.05			-250,000,000.05
47158	COMM	14178MAV0	CARGIL DISC NOTE	Purchase	01/28/2026	01/29/2026	CARGILL INC	49,994,958.33			-49,994,958.33
47127	COMM	14320XAB7	CARMX 3.87% MAT	Purchase	01/28/2026	04/16/2029	CARMAX AUTO	11,499,012.15			-11,499,012.15
47157	COMM	16536JAV9	CHES DISC NOTE	Purchase	01/28/2026	01/29/2026	CHESHAM FINANCE	74,992,354.17			-74,992,354.17
47124	COMM	189920AB7	CNH 3.82% MAT	Purchase	01/28/2026	06/15/2029	CNH EQUIPMENT	19,998,512.00			-19,998,512.00
47159	COMM	313385SK3	FHDN DISC NOTE	Purchase	01/28/2026	01/29/2026	FHLB DISCOUNT	99,990,194.44			-99,990,194.44
47160	COMM	313385SK3	FHDN DISC NOTE	Purchase	01/28/2026	01/29/2026	FHLB DISCOUNT	149,985,291.00			-149,985,291.00

SANTA CLARA COUNTY INVESTMENTS
Transaction Activity Report
Sorted by Fund - Transaction Date

Investment #	Fund	CUSIP	Inv Descrip	TransactionType	TransactionDate	MaturityDate	Issuer	New Principal	Principal Paydowns	Interest	Total Cash
47141	COMM	3134HCRN1	FHLMCC 4.15% MAT	Purchase	01/28/2026	01/28/2031	FHLMC CALLABLE	40,000,000.00			-40,000,000.00
47156	COMM	5148X1AV5	LANDES DISC NOTE	Purchase	01/28/2026	01/29/2026	LANDES	124,987,395.83			-124,987,395.83
46700	COMM	63873TG Y8	NATXNY 3.96% MAT	Redemption	01/28/2026	01/28/2026	NATIXIS NY		50,000,000.00		50,000,000.00
47149	COMM	SYS47149	BCREPO 3.64% MAT	Redemption	01/28/2026	01/28/2026	BARCLAYS CAPITAL		250,000,000.02		250,000,000.02
47150	COMM	5148X1AU7	LANDES DISC NOTE	Redemption	01/28/2026	01/28/2026	LANDES		125,000,000.00		125,000,000.00
47151	COMM	16536JAU1	CHES DISC NOTE	Redemption	01/28/2026	01/28/2026	CHESHAM FINANCE		75,000,000.00		75,000,000.00
47152	COMM	14178MAU2	CARGIL DISC NOTE	Redemption	01/28/2026	01/28/2026	CARGILL INC		50,000,000.00		50,000,000.00
47153	COMM	313385SJ6	FHDN DISC NOTE	Redemption	01/28/2026	01/28/2026	FHLB DISCOUNT		100,000,000.00		100,000,000.00
47154	COMM	313385SJ6	FHDN DISC NOTE	Redemption	01/28/2026	01/28/2026	FHLB DISCOUNT		150,000,000.00		150,000,000.00
45784	COMM	931142FM0	WMT 4.752932%	Interest	01/28/2026	04/28/2027	WALMART			55,051.01	55,051.01
46700	COMM	63873TG Y8	NATXNY 3.96% MAT	Interest	01/28/2026	01/28/2026	NATIXIS NY			506,000.00	506,000.00
47149	COMM	SYS47149	BCREPO 3.64% MAT	Interest	01/28/2026	01/28/2026	BARCLAYS CAPITAL			25,277.75	25,277.75
47166	COMM	SYS47166	BCREPO 3.63% MAT	Purchase	01/29/2026	01/30/2026	BARCLAYS CAPITAL	250,000,000.00			-250,000,000.00
47163	COMM	14178MAW8	CARGIL DISC NOTE	Purchase	01/29/2026	01/30/2026	CARGILL INC	49,994,958.33			-49,994,958.33
47162	COMM	16536JAW7	CHES DISC NOTE	Purchase	01/29/2026	01/30/2026	CHESHAM FINANCE	74,992,354.17			-74,992,354.17
47164	COMM	313385SL1	FHDN DISC NOTE	Purchase	01/29/2026	01/30/2026	FHLB DISCOUNT	99,990,222.22			-99,990,222.22
47165	COMM	313385SL1	FHDN DISC NOTE	Purchase	01/29/2026	01/30/2026	FHLB DISCOUNT	149,985,333.00			-149,985,333.00
47167	COMM	46632FTV7-A	JPMCC 4.26% MAT	Purchase	01/29/2026	04/29/2026	JPMORGAN	45,000,000.00			-45,000,000.00
47161	COMM	5148X1AW3	LANDES DISC NOTE	Purchase	01/29/2026	01/30/2026	LANDES	124,987,395.83			-124,987,395.83
43828	COMM	46632FTV7	JPMCC 5.93% MAT	Redemption	01/29/2026	01/29/2026	JPMORGAN		45,000,000.00		45,000,000.00
46779	COMM	89233HAV6	TOYO DISC NOTE	Redemption	01/29/2026	01/29/2026	TOYOTA MOTOR		50,000,000.00		50,000,000.00
47155	COMM	SYS47155	BCREPO 3.62% MAT	Redemption	01/29/2026	01/29/2026	BARCLAYS CAPITAL		250,000,000.05		250,000,000.05
47156	COMM	5148X1AV5	LANDES DISC NOTE	Redemption	01/29/2026	01/29/2026	LANDES		125,000,000.00		125,000,000.00
47157	COMM	16536JAV9	CHES DISC NOTE	Redemption	01/29/2026	01/29/2026	CHESHAM FINANCE		75,000,000.00		75,000,000.00
47158	COMM	14178MAV0	CARGIL DISC NOTE	Redemption	01/29/2026	01/29/2026	CARGILL INC		50,000,000.00		50,000,000.00
47159	COMM	313385SK3	FHDN DISC NOTE	Redemption	01/29/2026	01/29/2026	FHLB DISCOUNT		100,000,000.00		100,000,000.00
47160	COMM	313385SK3	FHDN DISC NOTE	Redemption	01/29/2026	01/29/2026	FHLB DISCOUNT		150,000,000.00		150,000,000.00
42774	COMM	3130ANEC0	FEDERAL HOME	Interest	01/29/2026	07/29/2026	FHLB NOTES			196,875.00	196,875.00
43828	COMM	46632FTV7	JPMCC 5.93% MAT	Interest	01/29/2026	01/29/2026	JPMORGAN			515,569.14	515,569.14
47155	COMM	SYS47155	BCREPO 3.62% MAT	Interest	01/29/2026	01/29/2026	BARCLAYS CAPITAL			25,138.90	25,138.90
47178	COMM	SYS47178	BCREPO 3.66% MAT	Purchase	01/30/2026	02/02/2026	BARCLAYS CAPITAL	254,090,816.21			-254,090,816.21
47175	COMM	14178MB23	CARGIL DISC NOTE	Purchase	01/30/2026	02/02/2026	CARGILL INC	49,984,875.00			-49,984,875.00
47174	COMM	16536JB22	CHES DISC NOTE	Purchase	01/30/2026	02/02/2026	CHESHAM FINANCE	74,977,062.50			-74,977,062.50
47176	COMM	313385SP2	FHDN DISC NOTE	Purchase	01/30/2026	02/02/2026	FHLB DISCOUNT	99,970,666.66			-99,970,666.66
47177	COMM	313385SP2	FHDN DISC NOTE	Purchase	01/30/2026	02/02/2026	FHLB DISCOUNT	149,956,000.50			-149,956,000.50
47173	COMM	5148X1B28	LANDES DISC NOTE	Purchase	01/30/2026	02/02/2026	LANDES	124,962,187.50			-124,962,187.50
47161	COMM	5148X1AW3	LANDES DISC NOTE	Redemption	01/30/2026	01/30/2026	LANDES		125,000,000.00		125,000,000.00
47162	COMM	16536JAW7	CHES DISC NOTE	Redemption	01/30/2026	01/30/2026	CHESHAM FINANCE		75,000,000.00		75,000,000.00
47163	COMM	14178MAW8	CARGIL DISC NOTE	Redemption	01/30/2026	01/30/2026	CARGILL INC		50,000,000.00		50,000,000.00
47164	COMM	313385SL1	FHDN DISC NOTE	Redemption	01/30/2026	01/30/2026	FHLB DISCOUNT		100,000,000.00		100,000,000.00
47165	COMM	313385SL1	FHDN DISC NOTE	Redemption	01/30/2026	01/30/2026	FHLB DISCOUNT		150,000,000.00		150,000,000.00

SANTA CLARA COUNTY INVESTMENTS
Transaction Activity Report
Sorted by Fund - Transaction Date

Investment #	Fund	CUSIP	Inv Descrip	TransactionType	TransactionDate	MaturityDate	Issuer	New Principal	Principal Paydowns	Interest	Total Cash
47166	COMM	SYS47166	BCREPO 3.63% MAT	Redemption	01/30/2026	01/30/2026	BARCLAYS CAPITAL		250,000,000.00		250,000,000.00
47166	COMM	SYS47166	BCREPO 3.63% MAT	Interest	01/30/2026	01/30/2026	BARCLAYS CAPITAL			25,208.34	25,208.34
8506	COMM	SYS8506	LAIF 1.65%	Purchase	01/31/2026		LOCAL AGENCY	516,558.47			-516,558.47
41010	COMM	91282CBH3	UNITED STATES	Redemption	01/31/2026	01/31/2026	U.S. TREASURY		30,000,000.00		30,000,000.00
41484	COMM	91282CBH3	UNITED STATES	Redemption	01/31/2026	01/31/2026	U.S. TREASURY		25,000,000.00		25,000,000.00
41619	COMM	9128286A3	USTN 2.625% MAT	Redemption	01/31/2026	01/31/2026	U.S. TREASURY		30,000,000.00		30,000,000.00
41010	COMM	91282CBH3	UNITED STATES	Interest	01/31/2026	01/31/2026	U.S. TREASURY			56,250.00	56,250.00
41484	COMM	91282CBH3	UNITED STATES	Interest	01/31/2026	01/31/2026	U.S. TREASURY			46,875.00	46,875.00
41619	COMM	9128286A3	USTN 2.625% MAT	Interest	01/31/2026	01/31/2026	U.S. TREASURY			393,750.00	393,750.00
8506	COMM	SYS8506	LAIF 1.65%	Interest	01/31/2026		LOCAL AGENCY			516,558.47	516,558.47
47185	COMM	SYS47185	BCREPO 3.66% MAT	Purchase	02/02/2026	02/03/2026	BARCLAYS CAPITAL	250,000,000.06			-250,000,000.06
47182	COMM	14178MB31	CARGIL DISC NOTE	Purchase	02/02/2026	02/03/2026	CARGILL INC	49,994,958.33			-49,994,958.33
47181	COMM	16536JB30	CHES DISC NOTE	Purchase	02/02/2026	02/03/2026	CHESHAM FINANCE	74,992,354.17			-74,992,354.17
47183	COMM	313385SQ0	FHDN DISC NOTE	Purchase	02/02/2026	02/03/2026	FHLB DISCOUNT	99,990,194.44			-99,990,194.44
47184	COMM	313385SQ0	FHDN DISC NOTE	Purchase	02/02/2026	02/03/2026	FHLB DISCOUNT	149,985,291.00			-149,985,291.00
47180	COMM	5148X1B36	LANDES DISC NOTE	Purchase	02/02/2026	02/03/2026	LANDES	124,987,395.83			-124,987,395.83
47173	COMM	5148X1B28	LANDES DISC NOTE	Redemption	02/02/2026	02/02/2026	LANDES		125,000,000.00		125,000,000.00
47174	COMM	16536JB22	CHES DISC NOTE	Redemption	02/02/2026	02/02/2026	CHESHAM FINANCE		75,000,000.00		75,000,000.00
47175	COMM	14178MB23	CARGIL DISC NOTE	Redemption	02/02/2026	02/02/2026	CARGILL INC		50,000,000.00		50,000,000.00
47176	COMM	313385SP2	FHDN DISC NOTE	Redemption	02/02/2026	02/02/2026	FHLB DISCOUNT		100,000,000.00		100,000,000.00
47177	COMM	313385SP2	FHDN DISC NOTE	Redemption	02/02/2026	02/02/2026	FHLB DISCOUNT		150,000,000.00		150,000,000.00
47178	COMM	SYS47178	BCREPO 3.66% MAT	Redemption	02/02/2026	02/02/2026	BARCLAYS CAPITAL		254,090,816.21		254,090,816.21
41801	COMM	742718FV6	PROCTER &	Interest	02/02/2026	02/01/2027	PROCTER &			522,500.00	522,500.00
42053	COMM	912828Y95	UNITED STATES	Interest	02/02/2026	07/31/2026	U.S. TREASURY			421,875.00	421,875.00
47178	COMM	SYS47178	BCREPO 3.66% MAT	Interest	02/02/2026	02/02/2026	BARCLAYS CAPITAL			77,497.71	77,497.71
47190	COMM	SYS47190	BCREPO 3.66% MAT	Purchase	02/03/2026	02/04/2026	BARCLAYS CAPITAL	250,000,000.00			-250,000,000.00
47189	COMM	14178MB49	CARGIL DISC NOTE	Purchase	02/03/2026	02/04/2026	CARGILL INC	49,994,958.33			-49,994,958.33
47188	COMM	16536JB48	CHES DISC NOTE	Purchase	02/03/2026	02/04/2026	CHESHAM FINANCE	74,992,354.17			-74,992,354.17
47191	COMM	313385SR8	FHDN DISC NOTE	Purchase	02/03/2026	02/04/2026	FHLB DISCOUNT	99,990,138.88			-99,990,138.88
47192	COMM	313385SR8	FHDN DISC NOTE	Purchase	02/03/2026	02/04/2026	FHLB DISCOUNT	149,985,208.50			-149,985,208.50
47186	COMM	3134HCTE9	FHLMCC 4.% MAT	Purchase	02/03/2026	08/03/2029	FHLMC CALLABLE	40,000,000.00			-40,000,000.00
47172	COMM	459200LQ2	IBM 4.% MAT	Purchase	02/03/2026	02/03/2029	IBM	2,998,320.00			-2,998,320.00
47187	COMM	5148X1B44	LANDES DISC NOTE	Purchase	02/03/2026	02/04/2026	LANDES	124,987,361.10			-124,987,361.10
47180	COMM	5148X1B36	LANDES DISC NOTE	Redemption	02/03/2026	02/03/2026	LANDES		125,000,000.00		125,000,000.00
47181	COMM	16536JB30	CHES DISC NOTE	Redemption	02/03/2026	02/03/2026	CHESHAM FINANCE		75,000,000.00		75,000,000.00
47182	COMM	14178MB31	CARGIL DISC NOTE	Redemption	02/03/2026	02/03/2026	CARGILL INC		50,000,000.00		50,000,000.00
47183	COMM	313385SQ0	FHDN DISC NOTE	Redemption	02/03/2026	02/03/2026	FHLB DISCOUNT		100,000,000.00		100,000,000.00
47184	COMM	313385SQ0	FHDN DISC NOTE	Redemption	02/03/2026	02/03/2026	FHLB DISCOUNT		150,000,000.00		150,000,000.00
47185	COMM	SYS47185	BCREPO 3.66% MAT	Redemption	02/03/2026	02/03/2026	BARCLAYS CAPITAL		250,000,000.06		250,000,000.06
41818	COMM	3133ENNB2	FEDERAL FARM CR	Interest	02/03/2026	02/03/2027	FFCB NOTES			32,500.00	32,500.00
47185	COMM	SYS47185	BCREPO 3.66% MAT	Interest	02/03/2026	02/03/2026	BARCLAYS CAPITAL			25,416.67	25,416.67

SANTA CLARA COUNTY INVESTMENTS
Transaction Activity Report
Sorted by Fund - Transaction Date

Investment #	Fund	CUSIP	Inv Descrip	TransactionType	TransactionDate	MaturityDate	Issuer	New Principal	Principal Paydowns	Interest	Total Cash
34292	COMM	SYS34292	MSTI 0.0%	Interest	02/03/2026		MORGAN STANLEY			899.79	899.79
34292	COMM	SYS34292	MSTI 0.0%	Purchase	02/03/2026		MORGAN STANLEY	899.79			-899.79
37590	COMM	SYS37590	JPM TE 0.44%	Interest	02/03/2026		JP MORGAN US			73,869.55	73,869.55
37590	COMM	SYS37590	JPM TE 0.44%	Purchase	02/03/2026		JP MORGAN US	73,869.55			-73,869.55
40461	COMM	SYS40461	DGCXX 0.0%	Interest	02/03/2026		DREYFUS			1,382,920.82	1,382,920.82
40461	COMM	SYS40461	DGCXX 0.0%	Purchase	02/03/2026		DREYFUS	1,382,920.82			-1,382,920.82
42588	COMM	SYS42588	OPGXX	Interest	02/03/2026		STATE STREET US			2,053,261.04	2,053,261.04
42588	COMM	SYS42588	OPGXX	Purchase	02/03/2026		STATE STREET US	2,053,261.04			-2,053,261.04
47196	COMM	14178MB56	CARGIL DISC NOTE	Purchase	02/04/2026	02/05/2026	CARGILL INC	49,994,958.33			-49,994,958.33
47195	COMM	16536JB55	CHES DISC NOTE	Purchase	02/04/2026	02/05/2026	CHESHAM FINANCE	74,992,354.17			-74,992,354.17
47197	COMM	313385SS6	FHDN DISC NOTE	Purchase	02/04/2026	02/05/2026	FHLB DISCOUNT	249,975,486.10			-249,975,486.10
47198	COMM	313385SS6	FHDN DISC NOTE	Purchase	02/04/2026	02/05/2026	FHLB DISCOUNT	149,985,291.00			-149,985,291.00
47179	COMM	3132XGVQ6	FREDM 4.16% MAT	Purchase	02/04/2026	07/01/2030	FREDDIE MAC	44,858,871.79			-44,858,871.79
47194	COMM	5148X1B51	LANDES DISC NOTE	Purchase	02/04/2026	02/05/2026	LANDES	124,987,395.83			-124,987,395.83
47187	COMM	5148X1B44	LANDES DISC NOTE	Redemption	02/04/2026	02/04/2026	LANDES		125,000,000.00		125,000,000.00
47188	COMM	16536JB48	CHES DISC NOTE	Redemption	02/04/2026	02/04/2026	CHESHAM FINANCE		75,000,000.00		75,000,000.00
47189	COMM	14178MB49	CARGIL DISC NOTE	Redemption	02/04/2026	02/04/2026	CARGILL INC		50,000,000.00		50,000,000.00
47190	COMM	SYS47190	BCREPO 3.66% MAT	Redemption	02/04/2026	02/04/2026	BARCLAYS CAPITAL		250,000,000.00		250,000,000.00
47191	COMM	313385SR8	FHDN DISC NOTE	Redemption	02/04/2026	02/04/2026	FHLB DISCOUNT		100,000,000.00		100,000,000.00
47192	COMM	313385SR8	FHDN DISC NOTE	Redemption	02/04/2026	02/04/2026	FHLB DISCOUNT		150,000,000.00		150,000,000.00
34292	COMM	SYS34292	MSTI 0.0%	Redemption	02/04/2026		MORGAN STANLEY		899.79		899.79
37590	COMM	SYS37590	JPM TE 0.44%	Redemption	02/04/2026		JP MORGAN US		73,869.55		73,869.55
47190	COMM	SYS47190	BCREPO 3.66% MAT	Interest	02/04/2026	02/04/2026	BARCLAYS CAPITAL			25,416.65	25,416.65
47201	COMM	14178MB64	CARGIL DISC NOTE	Purchase	02/05/2026	02/06/2026	CARGILL INC	49,994,958.33			-49,994,958.33
47200	COMM	16536JB63	CHES DISC NOTE	Purchase	02/05/2026	02/06/2026	CHESHAM FINANCE	74,992,354.17			-74,992,354.17
47202	COMM	313385ST4	FHDN DISC NOTE	Purchase	02/05/2026	02/06/2026	FHLB DISCOUNT	249,975,625.00			-249,975,625.00
47203	COMM	313385ST4	FHDN DISC NOTE	Purchase	02/05/2026	02/06/2026	FHLB DISCOUNT	149,985,375.00			-149,985,375.00
47199	COMM	5148X1B69	LANDES DISC NOTE	Purchase	02/05/2026	02/06/2026	LANDES	124,987,395.83			-124,987,395.83
47171	COMM	69371RU38	PCAR 3.9% MAT	Purchase	02/05/2026	02/05/2029	PACCAR Financial	24,989,500.00			-24,989,500.00
47194	COMM	5148X1B51	LANDES DISC NOTE	Redemption	02/05/2026	02/05/2026	LANDES		125,000,000.00		125,000,000.00
47195	COMM	16536JB55	CHES DISC NOTE	Redemption	02/05/2026	02/05/2026	CHESHAM FINANCE		75,000,000.00		75,000,000.00
47196	COMM	14178MB56	CARGIL DISC NOTE	Redemption	02/05/2026	02/05/2026	CARGILL INC		50,000,000.00		50,000,000.00
47197	COMM	313385SS6	FHDN DISC NOTE	Redemption	02/05/2026	02/05/2026	FHLB DISCOUNT		250,000,000.00		250,000,000.00
47198	COMM	313385SS6	FHDN DISC NOTE	Redemption	02/05/2026	02/05/2026	FHLB DISCOUNT		150,000,000.00		150,000,000.00
47206	COMM	14178MB98	CARGIL DISC NOTE	Purchase	02/06/2026	02/09/2026	CARGILL INC	49,984,875.00			-49,984,875.00
47205	COMM	16536JB97	CHES DISC NOTE	Purchase	02/06/2026	02/09/2026	CHESHAM FINANCE	74,977,062.50			-74,977,062.50
47207	COMM	313385SW7	FHDN DISC NOTE	Purchase	02/06/2026	02/09/2026	FHLB DISCOUNT	249,926,666.65			-249,926,666.65
47208	COMM	313385SW7	FHDN DISC NOTE	Purchase	02/06/2026	02/09/2026	FHLB DISCOUNT	149,956,000.50			-149,956,000.50
47204	COMM	5148X1B93	LANDES DISC NOTE	Purchase	02/06/2026	02/09/2026	LANDES	124,962,187.50			-124,962,187.50
45690	COMM	21684LKL5	RABO 4.61% MAT	Redemption	02/06/2026	02/06/2026	RABOBANK		50,000,000.00		50,000,000.00
47199	COMM	5148X1B69	LANDES DISC NOTE	Redemption	02/06/2026	02/06/2026	LANDES		125,000,000.00		125,000,000.00

SANTA CLARA COUNTY INVESTMENTS
Transaction Activity Report
Sorted by Fund - Transaction Date

Investment #	Fund	CUSIP	Inv Descrip	TransactionType	TransactionDate	MaturityDate	Issuer	New Principal	Principal Paydowns	Interest	Total Cash
47200	COMM	16536JB63	CHES DISC NOTE	Redemption	02/06/2026	02/06/2026	CHESHAM FINANCE		75,000,000.00		75,000,000.00
47201	COMM	14178MB64	CARGIL DISC NOTE	Redemption	02/06/2026	02/06/2026	CARGILL INC		50,000,000.00		50,000,000.00
47202	COMM	313385ST4	FHDN DISC NOTE	Redemption	02/06/2026	02/06/2026	FHLB DISCOUNT		250,000,000.00		250,000,000.00
47203	COMM	313385ST4	FHDN DISC NOTE	Redemption	02/06/2026	02/06/2026	FHLB DISCOUNT		150,000,000.00		150,000,000.00
42081	COMM	594918BY9	MICROSOFT CORP,	Interest	02/06/2026	02/06/2027	MICROSOFT CORP			85,272.00	85,272.00
45690	COMM	21684LKL5	RABO 4.61% MAT	Interest	02/06/2026	02/06/2026	RABOBANK			169,416.70	169,416.70
47211	COMM	14178MBA5	CARGIL DISC NOTE	Purchase	02/09/2026	02/10/2026	CARGILL INC	49,994,958.33			-49,994,958.33
47210	COMM	16536JBA4	CHES DISC NOTE	Purchase	02/09/2026	02/10/2026	CHESHAM FINANCE	74,992,354.17			-74,992,354.17
47213	COMM	313385SX5	FHDN DISC NOTE	Purchase	02/09/2026	02/10/2026	FHLB DISCOUNT	249,975,486.10			-249,975,486.10
47214	COMM	313385SX5	FHDN DISC NOTE	Purchase	02/09/2026	02/10/2026	FHLB DISCOUNT	149,985,291.00			-149,985,291.00
47209	COMM	5148X1BA0	LANDES DISC NOTE	Purchase	02/09/2026	02/10/2026	LANDES	124,987,395.83			-124,987,395.83
40926	COMM	037833EB2	AAPL 0.7% MAT	Redemption	02/09/2026	02/08/2026	APPLE INC		20,000,000.00		20,000,000.00
46731	COMM	313385SW7	FHDN DISC NOTE	Redemption	02/09/2026	02/09/2026	FHLB DISCOUNT		100,000,000.00		100,000,000.00
47204	COMM	5148X1B93	LANDES DISC NOTE	Redemption	02/09/2026	02/09/2026	LANDES		125,000,000.00		125,000,000.00
47205	COMM	16536JB97	CHES DISC NOTE	Redemption	02/09/2026	02/09/2026	CHESHAM FINANCE		75,000,000.00		75,000,000.00
47206	COMM	14178MB98	CARGIL DISC NOTE	Redemption	02/09/2026	02/09/2026	CARGILL INC		50,000,000.00		50,000,000.00
47207	COMM	313385SW7	FHDN DISC NOTE	Redemption	02/09/2026	02/09/2026	FHLB DISCOUNT		250,000,000.00		250,000,000.00
47208	COMM	313385SW7	FHDN DISC NOTE	Redemption	02/09/2026	02/09/2026	FHLB DISCOUNT		150,000,000.00		150,000,000.00
40926	COMM	037833EB2	AAPL 0.7% MAT	Interest	02/09/2026	02/08/2026	APPLE INC			70,000.00	70,000.00
41990	COMM	037833CJ7	APPLE INC, SR GLBL	Interest	02/09/2026	02/09/2027	APPLE INC			195,874.50	195,874.50
41991	COMM	037833CJ7	APPLE INC, SR GLBL	Interest	02/09/2026	02/09/2027	APPLE INC			198,487.50	198,487.50
42668	COMM	594918BR4	MSFT 2.4% MAT	Interest	02/09/2026	08/08/2026	MICROSOFT CORP			300,000.00	300,000.00
43112	COMM	637432NP6	NRUC 3.4% MAT	Interest	02/09/2026	02/07/2028	NATIONAL RURAL			233,325.00	233,325.00
45375	COMM	713448GD4	PEPPP 4.4% MAT	Interest	02/09/2026	02/07/2027	PEPSICO INC			550,000.00	550,000.00
46305	COMM	69371RT97	PCAR 4.% MAT	Interest	02/09/2026	08/08/2028	PACCAR Financial			140,000.00	140,000.00
47097	COMM	06406RAB3	BNY 3.442% MAT	Interest	02/09/2026	02/07/2028	BANK OF NEW			122,431.94	122,431.94
47097	COMM	06406RAB3	BNY 3.442% MAT	Accr Int	02/09/2026	02/07/2028	BANK OF NEW		107,468.04	-107,468.04	0.00
47218	COMM	14178MBB3	CARGIL DISC NOTE	Purchase	02/10/2026	02/11/2026	CARGILL INC	49,994,958.33			-49,994,958.33
47217	COMM	16536JBB2	CHES DISC NOTE	Purchase	02/10/2026	02/11/2026	CHESHAM FINANCE	74,992,354.17			-74,992,354.17
47219	COMM	313385SY3	FHDN DISC NOTE	Purchase	02/10/2026	02/11/2026	FHLB DISCOUNT	249,975,347.20			-249,975,347.20
47220	COMM	313385SY3	FHDN DISC NOTE	Purchase	02/10/2026	02/11/2026	FHLB DISCOUNT	149,985,208.50			-149,985,208.50
47216	COMM	5148X1BB8	LANDES DISC NOTE	Purchase	02/10/2026	02/11/2026	LANDES	124,987,395.83			-124,987,395.83
41153	COMM	459058JS3	IBRD 0.65% MAT	Redemption	02/10/2026	02/10/2026	INTL BANK RECON &		10,000,000.00		10,000,000.00
46120	COMM	459058JS3	IBRD 0.65% MAT	Redemption	02/10/2026	02/10/2026	INTL BANK RECON &		16,974,000.00		16,974,000.00
47209	COMM	5148X1BA0	LANDES DISC NOTE	Redemption	02/10/2026	02/10/2026	LANDES		125,000,000.00		125,000,000.00
47210	COMM	16536JBA4	CHES DISC NOTE	Redemption	02/10/2026	02/10/2026	CHESHAM FINANCE		75,000,000.00		75,000,000.00
47211	COMM	14178MBA5	CARGIL DISC NOTE	Redemption	02/10/2026	02/10/2026	CARGILL INC		50,000,000.00		50,000,000.00
47213	COMM	313385SX5	FHDN DISC NOTE	Redemption	02/10/2026	02/10/2026	FHLB DISCOUNT		250,000,000.00		250,000,000.00
47214	COMM	313385SX5	FHDN DISC NOTE	Redemption	02/10/2026	02/10/2026	FHLB DISCOUNT		150,000,000.00		150,000,000.00
41153	COMM	459058JS3	IBRD 0.65% MAT	Interest	02/10/2026	02/10/2026	INTL BANK RECON &			32,500.00	32,500.00
41960	COMM	3130AKYH3	FEDERAL HOME	Interest	02/10/2026	02/10/2027	FHLB NOTES			81,568.25	81,568.25

SANTA CLARA COUNTY INVESTMENTS
Transaction Activity Report
Sorted by Fund - Transaction Date

Investment #	Fund	CUSIP	Inv Descrip	TransactionType	TransactionDate	MaturityDate	Issuer	New Principal	Principal Paydowns	Interest	Total Cash
43121	COMM	458140CE8	INTEL 4.875% MAT	Interest	02/10/2026	02/10/2028	INTEL CORP			333,255.00	333,255.00
43129	COMM	458140CE8	INTEL 4.875% MAT	Interest	02/10/2026	02/10/2028	INTEL CORP			243,750.00	243,750.00
46120	COMM	459058JS3	IBRD 0.65% MAT	Interest	02/10/2026	02/10/2026	INTL BANK RECON &			55,165.50	55,165.50
41209	COMM	14687TAC1	CRVNA 0.49% MAT	Interest	02/10/2026	03/10/2026	CARVANA AUTO			22.69	22.69
41209	COMM	14687TAC1	CRVNA 0.49% MAT	Redemption	02/10/2026	03/10/2026	CARVANA AUTO		26,090.83		26,090.83
47229	COMM	14178MBC1	CARGIL DISC NOTE	Purchase	02/11/2026	02/12/2026	CARGILL INC	49,994,958.33			-49,994,958.33
47228	COMM	16536JBC0	CHES DISC NOTE	Purchase	02/11/2026	02/12/2026	CHESHAM FINANCE	74,992,354.17			-74,992,354.17
47230	COMM	313385SZ0	FHDN DISC NOTE	Purchase	02/11/2026	02/12/2026	FHLB DISCOUNT	249,975,347.20			-249,975,347.20
47231	COMM	313385SZ0	FHDN DISC NOTE	Purchase	02/11/2026	02/12/2026	FHLB DISCOUNT	149,985,208.50			-149,985,208.50
47227	COMM	5148X1BC6	LANDES DISC NOTE	Purchase	02/11/2026	02/12/2026	LANDES	124,987,395.83			-124,987,395.83
47216	COMM	5148X1BB8	LANDES DISC NOTE	Redemption	02/11/2026	02/11/2026	LANDES		125,000,000.00		125,000,000.00
47217	COMM	16536JBB2	CHES DISC NOTE	Redemption	02/11/2026	02/11/2026	CHESHAM FINANCE		75,000,000.00		75,000,000.00
47218	COMM	14178MBB3	CARGIL DISC NOTE	Redemption	02/11/2026	02/11/2026	CARGILL INC		50,000,000.00		50,000,000.00
47219	COMM	313385SY3	FHDN DISC NOTE	Redemption	02/11/2026	02/11/2026	FHLB DISCOUNT		250,000,000.00		250,000,000.00
47220	COMM	313385SY3	FHDN DISC NOTE	Redemption	02/11/2026	02/11/2026	FHLB DISCOUNT		150,000,000.00		150,000,000.00
45382	COMM	141781CE2	CARGIL 4.625% MAT	Interest	02/11/2026	02/11/2028	CARGILL INC			462,500.00	462,500.00
47235	COMM	14178MBD9	CARGIL DISC NOTE	Purchase	02/12/2026	02/13/2026	CARGILL INC	49,994,958.33			-49,994,958.33
47234	COMM	16536JBD8	CHES DISC NOTE	Purchase	02/12/2026	02/13/2026	CHESHAM FINANCE	74,992,354.17			-74,992,354.17
47232	COMM	254687GC4	DIS 3.75% MAT	Purchase	02/12/2026	03/14/2029	Wallt Disney Co.	39,948,800.00			-39,948,800.00
47236	COMM	313385TA4	FHDN DISC NOTE	Purchase	02/12/2026	02/13/2026	FHLB DISCOUNT	249,975,555.55			-249,975,555.55
47237	COMM	313385TA4	FHDN DISC NOTE	Purchase	02/12/2026	02/13/2026	FHLB DISCOUNT	149,985,333.00			-149,985,333.00
47233	COMM	5148X1BD4	LANDES DISC NOTE	Purchase	02/12/2026	02/13/2026	LANDES	124,987,395.83			-124,987,395.83
47239	COMM	82124MEF3	SHEF DISC NOTE	Purchase	02/12/2026	05/15/2026	SHEFFIELD RECEIV	49,523,388.89			-49,523,388.89
47193	COMM	92826CAY8	VISA 3.8% MAT	Purchase	02/12/2026	02/12/2029	VISA	49,942,500.00			-49,942,500.00
46904	COMM	82124MBC3	SRCPP DISC NOTE	Redemption	02/12/2026	02/12/2026	SHEFFIELD RECEIV		50,000,000.00		50,000,000.00
47227	COMM	5148X1BC6	LANDES DISC NOTE	Redemption	02/12/2026	02/12/2026	LANDES		125,000,000.00		125,000,000.00
47228	COMM	16536JBC0	CHES DISC NOTE	Redemption	02/12/2026	02/12/2026	CHESHAM FINANCE		75,000,000.00		75,000,000.00
47229	COMM	14178MBC1	CARGIL DISC NOTE	Redemption	02/12/2026	02/12/2026	CARGILL INC		50,000,000.00		50,000,000.00
47230	COMM	313385SZ0	FHDN DISC NOTE	Redemption	02/12/2026	02/12/2026	FHLB DISCOUNT		250,000,000.00		250,000,000.00
47231	COMM	313385SZ0	FHDN DISC NOTE	Redemption	02/12/2026	02/12/2026	FHLB DISCOUNT		150,000,000.00		150,000,000.00
47242	COMM	14178MBH0	CARGIL DISC NOTE	Purchase	02/13/2026	02/17/2026	CARGILL INC	49,979,833.33			-49,979,833.33
47241	COMM	16536JBH9	CHES DISC NOTE	Purchase	02/13/2026	02/17/2026	CHESHAM FINANCE	74,969,416.67			-74,969,416.67
47243	COMM	313385TE6	FHDN DISC NOTE	Purchase	02/13/2026	02/17/2026	FHLB DISCOUNT	249,901,388.90			-249,901,388.90
47244	COMM	313385TE6	FHDN DISC NOTE	Purchase	02/13/2026	02/17/2026	FHLB DISCOUNT	149,940,834.00			-149,940,834.00
47215	COMM	02079KBJ5	GOOG 3.7% MAT	Purchase	02/13/2026	02/15/2029	GOOGLE INC	14,945,550.00			-14,945,550.00
47238	COMM	47816GGH6	JNJPP DISC NOTE	Purchase	02/13/2026	07/17/2026	JOHNSON &	83,698,272.22			-83,698,272.22
47240	COMM	5148X1BH5	LANDES DISC NOTE	Purchase	02/13/2026	02/17/2026	LANDES	124,949,583.33			-124,949,583.33
47233	COMM	5148X1BD4	LANDES DISC NOTE	Redemption	02/13/2026	02/13/2026	LANDES		125,000,000.00		125,000,000.00
47234	COMM	16536JBD8	CHES DISC NOTE	Redemption	02/13/2026	02/13/2026	CHESHAM FINANCE		75,000,000.00		75,000,000.00
47235	COMM	14178MBD9	CARGIL DISC NOTE	Redemption	02/13/2026	02/13/2026	CARGILL INC		50,000,000.00		50,000,000.00
47236	COMM	313385TA4	FHDN DISC NOTE	Redemption	02/13/2026	02/13/2026	FHLB DISCOUNT		250,000,000.00		250,000,000.00

SANTA CLARA COUNTY INVESTMENTS
Transaction Activity Report
Sorted by Fund - Transaction Date

Investment #	Fund	CUSIP	Inv Descrip	TransactionType	TransactionDate	MaturityDate	Issuer	New Principal	Principal Paydowns	Interest	Total Cash
47237	COMM	313385TA4	FHDN DISC NOTE	Redemption	02/13/2026	02/13/2026	FHLB DISCOUNT		150,000,000.00		150,000,000.00
47248	COMM	14178MBJ6	CARGIL DISC NOTE	Purchase	02/17/2026	02/18/2026	CARGILL INC	49,994,958.50			-49,994,958.50
47247	COMM	16536JB5	CHES DISC NOTE	Purchase	02/17/2026	02/18/2026	CHESHAM FINANCE	74,992,354.50			-74,992,354.50
47249	COMM	313385TF3	FHDN DISC NOTE	Purchase	02/17/2026	02/18/2026	FHLB DISCOUNT	249,975,208.35			-249,975,208.35
47250	COMM	313385TF3	FHDN DISC NOTE	Purchase	02/17/2026	02/18/2026	FHLB DISCOUNT	149,985,124.50			-149,985,124.50
47246	COMM	5148X1BJ1	LANDES DISC NOTE	Purchase	02/17/2026	02/18/2026	LANDES	124,987,361.25			-124,987,361.25
47225	COMM	89240MAD6	TLOT 3.82% MAT	Purchase	02/17/2026	02/20/2029	TOYOTA LEASE	37,995,272.80			-37,995,272.80
41602	COMM	912828P46	UNITED STATES	Redemption	02/17/2026	02/15/2026	U.S. TREASURY		40,000,000.00		40,000,000.00
41623	COMM	912828P46	UNITED STATES	Redemption	02/17/2026	02/15/2026	U.S. TREASURY		25,000,000.00		25,000,000.00
41842	COMM	3133ENNY2	FEDERAL FARM CR	Redemption	02/17/2026	02/17/2026	FFCB NOTES		30,000,000.00		30,000,000.00
47240	COMM	5148X1BH5	LANDES DISC NOTE	Redemption	02/17/2026	02/17/2026	LANDES		125,000,000.00		125,000,000.00
47241	COMM	16536JBH9	CHES DISC NOTE	Redemption	02/17/2026	02/17/2026	CHESHAM FINANCE		75,000,000.00		75,000,000.00
47242	COMM	14178MBH0	CARGIL DISC NOTE	Redemption	02/17/2026	02/17/2026	CARGILL INC		50,000,000.00		50,000,000.00
47243	COMM	313385TE6	FHDN DISC NOTE	Redemption	02/17/2026	02/17/2026	FHLB DISCOUNT		250,000,000.00		250,000,000.00
47244	COMM	313385TE6	FHDN DISC NOTE	Redemption	02/17/2026	02/17/2026	FHLB DISCOUNT		150,000,000.00		150,000,000.00
41602	COMM	912828P46	UNITED STATES	Interest	02/17/2026	02/15/2026	U.S. TREASURY			325,000.00	325,000.00
41623	COMM	912828P46	UNITED STATES	Interest	02/17/2026	02/15/2026	U.S. TREASURY			203,125.00	203,125.00
41842	COMM	3133ENNY2	FEDERAL FARM CR	Interest	02/17/2026	02/17/2026	FFCB NOTES			262,500.00	262,500.00
46967	COMM	30303M8G0	META 3.5% MAT	Interest	02/17/2026	08/15/2027	Meta Platforms Inc			680,837.50	680,837.50
46967	COMM	30303M8G0	META 3.5% MAT	Accr Int	02/17/2026	08/15/2027	Meta Platforms Inc		461,456.53	-461,456.53	0.00
42116	COMM	14043QAC6	COPAR 3.17% MAT	Interest	02/17/2026	04/15/2027	CAPITAL ONE			1,257.44	1,257.44
42116	COMM	14043QAC6	COPAR 3.17% MAT	Redemption	02/17/2026	04/15/2027	CAPITAL ONE		462,987.81		462,987.81
42879	COMM	58770AAC7	MBART 4.51% MAT	Interest	02/17/2026	11/15/2027	MERCEDES -BENZ			10,798.27	10,798.27
42879	COMM	58770AAC7	MBART 4.51% MAT	Redemption	02/17/2026	11/15/2027	MERCEDES -BENZ		460,220.29		460,220.29
42890	COMM	891940AC2	TAOT 4.63% MAT	Interest	02/17/2026	09/15/2027	TOYOTA AUTO REC			24,262.31	24,262.31
42890	COMM	891940AC2	TAOT 4.63% MAT	Redemption	02/17/2026	09/15/2027	TOYOTA AUTO REC		868,786.23		868,786.23
42944	COMM	14043KAH8	COPAR 4.87% MAT	Interest	02/17/2026	02/15/2028	CAPITAL ONE			15,561.36	15,561.36
42944	COMM	14043KAH8	COPAR 4.87% MAT	Redemption	02/17/2026	02/15/2028	CAPITAL ONE		465,299.09		465,299.09
42945	COMM	41285JAD0	HDMOT 5.05% MAT	Interest	02/17/2026	12/15/2027	HARLEY-DAVIDSON			14,095.00	14,095.00
42945	COMM	41285JAD0	HDMOT 5.05% MAT	Redemption	02/17/2026	12/15/2027	HARLEY-DAVIDSON		527,903.30		527,903.30
43065	COMM	448979AD6	HART 4.58% MAT	Interest	02/17/2026	04/15/2027	HYUNDAI AUTO			4,593.44	4,593.44
43065	COMM	448979AD6	HART 4.58% MAT	Redemption	02/17/2026	04/15/2027	HYUNDAI AUTO		503,411.04		503,411.04
43130	COMM	65480WAD3	NAROT 4.91% MAT	Interest	02/17/2026	11/15/2027	NISSAN AUTO			40,789.71	40,789.71
43130	COMM	65480WAD3	NAROT 4.91% MAT	Redemption	02/17/2026	11/15/2027	NISSAN AUTO		1,407,144.81		1,407,144.81
43212	COMM	437927AC0	HAROT 4.93% MAT	Interest	02/17/2026	11/15/2027	HONDA AUTO			34,394.13	34,394.13
43212	COMM	437927AC0	HAROT 4.93% MAT	Redemption	02/17/2026	11/15/2027	HONDA AUTO		965,178.41		965,178.41
43249	COMM	02582JJZ4	AMXCA 4.87% MAT	Interest	02/17/2026	05/15/2028	AMERICAN			76,093.74	76,093.74
43249	COMM	02582JJZ4	AMXCA 4.87% MAT	Redemption	02/17/2026	05/15/2028	AMERICAN		726,780.87		726,780.87
43276	COMM	254683CZ6	DCENT 4.93% MAT	Interest	02/17/2026	06/15/2028	DISCOVER CARD			123,249.99	123,249.99
43276	COMM	254683CZ6	DCENT 4.93% MAT	Redemption	02/17/2026	06/15/2028	DISCOVER CARD		1,125,319.91		1,125,319.91
43277	COMM	477920AC6	JDOT 5.18% MAT	Interest	02/17/2026	03/15/2028	JOHN DEERE			30,481.85	30,481.85

SANTA CLARA COUNTY INVESTMENTS
Transaction Activity Report
Sorted by Fund - Transaction Date

Investment #	Fund	CUSIP	Inv Descrip	TransactionType	TransactionDate	MaturityDate	Issuer	New Principal	Principal Paydowns	Interest	Total Cash
43277	COMM	477920AC6	JDOT 5.18% MAT	Redemption	02/17/2026	03/15/2028	JOHN DEERE		962,850.32		962,850.32
43476	COMM	233868AC2	DTRT 5.9% MAT	Interest	02/17/2026	03/15/2027	DAIMLET TRUCKS			35,769.22	35,769.22
43476	COMM	233868AC2	DTRT 5.9% MAT	Redemption	02/17/2026	03/15/2027	DAIMLET TRUCKS	1,098,490.22			1,098,490.22
43562	COMM	44918CAD4	HART 5.54% MAT	Interest	02/17/2026	10/16/2028	HYUNDAI AUTO			26,694.28	26,694.28
43562	COMM	44918CAD4	HART 5.54% MAT	Redemption	02/17/2026	10/16/2028	HYUNDAI AUTO	445,017.19			445,017.19
43811	COMM	39154TCH9	GREATA 5.32% MAT	Interest	02/17/2026	08/17/2026	Great America Leasin			1,837.66	1,837.66
43811	COMM	39154TCH9	GREATA 5.32% MAT	Redemption	02/17/2026	08/17/2026	Great America Leasin	414,537.22			414,537.22
43894	COMM	437918AC9	HAROT 5.21% MAT	Interest	02/17/2026	08/15/2028	HONDA AUTO			85,445.91	85,445.91
43894	COMM	437918AC9	HAROT 5.21% MAT	Redemption	02/17/2026	08/15/2028	HONDA AUTO	1,436,065.38			1,436,065.38
43954	COMM	47800RAD5	JDOT 4.96% MAT	Interest	02/17/2026	11/15/2028	JOHN DEERE			31,758.70	31,758.70
43954	COMM	47800RAD5	JDOT 4.96% MAT	Redemption	02/17/2026	11/15/2028	JOHN DEERE	633,368.73			633,368.73
44096	COMM	02582JKH2	AMXCA 5.23% MAT	Interest	02/17/2026	04/16/2029	AMERICAN			196,124.99	196,124.99
44096	COMM	02582JKH2	AMXCA 5.23% MAT	Redemption	02/17/2026	04/16/2029	AMERICAN	1,196,544.35			1,196,544.35
44212	COMM	412922AC0	HDMOT 5.54% MAT	Interest	02/17/2026	03/15/2029	HARLEY-DAVIDSON			75,402.08	75,402.08
44212	COMM	412922AC0	HDMOT 5.54% MAT	Redemption	02/17/2026	03/15/2029	HARLEY-DAVIDSON	1,057,778.53			1,057,778.53
44219	COMM	18978JAB4	CNH 5.420% MAT	Interest	02/17/2026	10/15/2027	CNH EQUIPMENT			2,444.68	2,444.68
44219	COMM	18978JAB4	CNH 5.420% MAT	Redemption	02/17/2026	10/15/2027	CNH EQUIPMENT	541,255.71			541,255.71
44231	COMM	58770JAD6	MBALT 5.66% MAT	Interest	02/17/2026	01/18/2028	MERCEDES-BENZ			53,200.00	53,200.00
44231	COMM	58770JAD6	MBALT 5.66% MAT	Redemption	02/17/2026	01/18/2028	MERCEDES-BENZ	494,540.62			494,540.62
44334	COMM	47786WAB6	JDOT 5.42% MAT	Interest	02/17/2026	05/17/2027	JOHN DEERE			21,459.68	21,459.68
44334	COMM	47786WAB6	JDOT 5.42% MAT	Redemption	02/17/2026	05/17/2027	JOHN DEERE	2,642,783.74			2,642,783.74
44697	COMM	477911AC5	JDOT 5.773% MAT	Interest	02/17/2026	08/16/2027	JOHN DEERE			18,763.06	18,763.06
44697	COMM	477911AC5	JDOT 5.773% MAT	Redemption	02/17/2026	08/16/2027	JOHN DEERE	1,261,301.99			1,261,301.99
44748	COMM	02007NAC2	US Auto ALLYA	Interest	02/17/2026	07/16/2029	ALLY AUTO			25,639.52	25,639.52
44748	COMM	02007NAC2	US Auto ALLYA	Redemption	02/17/2026	07/16/2029	ALLY AUTO	473,174.82			473,174.82
44756	COMM	58769GAC7	MBALT 5.79% MAT	Interest	02/17/2026	12/15/2026	MERCEDES-BENZ			635.95	635.95
44756	COMM	58769GAC7	MBALT 5.79% MAT	Redemption	02/17/2026	12/15/2026	MERCEDES-BENZ	167,274.84			167,274.84
44973	COMM	14290DAC5	CARMX 4.6% MAT	Interest	02/17/2026	10/15/2029	CARMAX AUTO			76,666.66	76,666.66
44973	COMM	14290DAC5	CARMX 4.6% MAT	Redemption	02/17/2026	10/15/2029	CARMAX AUTO	461,003.05			461,003.05
45282	COMM	14319WAD8	CARMX 4.84% MAT	Interest	02/17/2026	01/15/2030	CARMAX AUTO			70,583.33	70,583.33
45282	COMM	14319WAD8	CARMX 4.84% MAT	Redemption	02/17/2026	01/15/2030	CARMAX AUTO	368,749.78			368,749.78
45493	COMM	47800DAD6	JDOT 4.23% MAT	Interest	02/17/2026	09/17/2029	JOHN DEERE			74,025.00	74,025.00
45493	COMM	47800DAD6	JDOT 4.23% MAT	Redemption	02/17/2026	09/17/2029	JOHN DEERE	469,517.71			469,517.71
45793	COMM	14320AAD3	CARMX 4.48% MAT	Interest	02/17/2026	03/15/2030	CARMAX AUTO			42,933.33	42,933.33
45793	COMM	14320AAD3	CARMX 4.48% MAT	Redemption	02/17/2026	03/15/2030	CARMAX AUTO	228,587.10			228,587.10
45794	COMM	89231HAD8	TAOT 4.34% MAT	Interest	02/17/2026	11/15/2029	TOYOTA AUTO REC			19,891.67	19,891.67
45794	COMM	89231HAD8	TAOT 4.34% MAT	Redemption	02/17/2026	11/15/2029	TOYOTA AUTO REC	119,170.35			119,170.35
45851	COMM	362549AD9	GMCAR 4.28% MAT	Interest	02/17/2026	04/16/2030	GM FINANCIAL			30,316.69	30,316.69
45851	COMM	362549AD9	GMCAR 4.28% MAT	Redemption	02/17/2026	04/16/2030	GM FINANCIAL	164,865.70			164,865.70
45853	COMM	98164TAB8	WOART 4.38% MAT	Interest	02/17/2026	08/15/2028	WORLD OMNI AUTO			36,973.10	36,973.10
45853	COMM	98164TAB8	WOART 4.38% MAT	Redemption	02/17/2026	08/15/2028	WORLD OMNI AUTO	1,114,037.18			1,114,037.18

SANTA CLARA COUNTY INVESTMENTS
Transaction Activity Report
Sorted by Fund - Transaction Date

Investment #	Fund	CUSIP	Inv Descrip	TransactionType	TransactionDate	MaturityDate	Issuer	New Principal	Principal Paydowns	Interest	Total Cash
45854	COMM	02582JKP4	AMXCA 4.28% MAT	Interest	02/17/2026	04/15/2030	AMERICAN			85,600.01	85,600.01
45854	COMM	02582JKP4	AMXCA 4.28% MAT	Redemption	02/17/2026	04/15/2030	AMERICAN		465,563.25		465,563.25
45910	COMM	58768YAD7	MBALT 4.61% MAT	Interest	02/17/2026	04/16/2029	MERCEDES-BENZ			44,179.17	44,179.17
45910	COMM	58768YAD7	MBALT 4.61% MAT	Redemption	02/17/2026	04/16/2029	MERCEDES-BENZ		283,483.02		283,483.02
45932	COMM	65481GAB1	NAROT 4.5% MAT	Interest	02/17/2026	02/15/2028	NISSAN AUTO			62,153.19	62,153.19
45932	COMM	65481GAB1	NAROT 4.5% MAT	Redemption	02/17/2026	02/15/2028	NISSAN AUTO		1,445,276.99		1,445,276.99
45935	COMM	41284XAD0	HDMOT 4.9% MAT	Interest	02/17/2026	04/15/2030	HARLEY-DAVIDSON			77,833.34	77,833.34
45935	COMM	41284XAD0	HDMOT 4.9% MAT	Redemption	02/17/2026	04/15/2030	HARLEY-DAVIDSON		383,174.08		383,174.08
46179	COMM	47800UAD8	JDOT 4.17% MAT	Interest	02/17/2026	12/17/2029	JOHN DEERE			114,675.00	114,675.00
46179	COMM	47800UAD8	JDOT 4.17% MAT	Redemption	02/17/2026	12/17/2029	JOHN DEERE		670,796.95		670,796.95
46758	COMM	43814XAD5	HAROT 3.98% MAT	Interest	02/17/2026	06/17/2030	HONDA AUTO			72,966.67	72,966.67
46758	COMM	43814XAD5	HAROT 3.98% MAT	Redemption	02/17/2026	06/17/2030	HONDA AUTO		383,455.22		383,455.22
47081	COMM	448970AD5	HALST 3.97% MAT	Interest	02/17/2026	12/15/2028	HYUNDAI AUTO			42,346.67	42,346.67
47081	COMM	448970AD5	HALST 3.97% MAT	Redemption	02/17/2026	12/15/2028	HYUNDAI AUTO		434,475.14		434,475.14
47088	COMM	89240KAD0	TAOT 3.86% MAT	Interest	02/17/2026	09/16/2030	TOYOTA AUTO REC			38,600.00	38,600.00
47088	COMM	89240KAD0	TAOT 3.86% MAT	Redemption	02/17/2026	09/16/2030	TOYOTA AUTO REC		242,633.10		242,633.10
47090	COMM	58770YAD3	MBALT 3.93% MAT	Interest	02/17/2026	01/15/2030	MERCEDES-BENZ			40,610.00	40,610.00
47090	COMM	58770YAD3	MBALT 3.93% MAT	Redemption	02/17/2026	01/15/2030	MERCEDES-BENZ		301,203.67		301,203.67
47124	COMM	189920AB7	CNH 3.82% MAT	Interest	02/17/2026	06/15/2029	CNH EQUIPMENT			36,077.78	36,077.78
47124	COMM	189920AB7	CNH 3.82% MAT	Redemption	02/17/2026	06/15/2029	CNH EQUIPMENT		460,664.53		460,664.53
47125	COMM	345276AD1	FORDL 4.0% MAT	Interest	02/17/2026	07/15/2029	FORD CREDIT AUTO			61,222.22	61,222.22
47125	COMM	345276AD1	FORDL 4.0% MAT	Redemption	02/17/2026	07/15/2029	FORD CREDIT AUTO		649,094.42		649,094.42
47127	COMM	14320XAB7	CARMX 3.87% MAT	Interest	02/17/2026	04/16/2029	CARMAX AUTO			21,016.25	21,016.25
47127	COMM	14320XAB7	CARMX 3.87% MAT	Redemption	02/17/2026	04/16/2029	CARMAX AUTO		271,667.61		271,667.61
47253	COMM	14178MBK3	CARGIL DISC NOTE	Purchase	02/18/2026	02/19/2026	CARGILL INC	49,994,958.33			-49,994,958.33
47252	COMM	16536JBK2	CHES DISC NOTE	Purchase	02/18/2026	02/19/2026	CHESHAM FINANCE	74,992,354.17			-74,992,354.17
47254	COMM	313385TG1	FHDN DISC NOTE	Purchase	02/18/2026	02/19/2026	FHLB DISCOUNT	249,975,208.35			-249,975,208.35
47255	COMM	313385TG1	FHDN DISC NOTE	Purchase	02/18/2026	02/19/2026	FHLB DISCOUNT	149,985,124.50			-149,985,124.50
47226	COMM	43815CAD0	HAROT 3.78% MAT	Purchase	02/18/2026	09/23/2030	HONDA AUTO	18,497,052.95			-18,497,052.95
47223	COMM	448981AD2	HART 3.79% MAT	Purchase	02/18/2026	02/18/2031	HYUNDAI AUTO	19,498,683.75			-19,498,683.75
47251	COMM	5148X1BK8	LANDES DISC NOTE	Purchase	02/18/2026	02/19/2026	LANDES	124,987,361.10			-124,987,361.10
47246	COMM	5148X1BJ1	LANDES DISC NOTE	Redemption	02/18/2026	02/18/2026	LANDES		125,000,000.00		125,000,000.00
47247	COMM	16536JB5	CHES DISC NOTE	Redemption	02/18/2026	02/18/2026	CHESHAM FINANCE		75,000,000.00		75,000,000.00
47248	COMM	14178MBJ6	CARGIL DISC NOTE	Redemption	02/18/2026	02/18/2026	CARGILL INC		50,000,000.00		50,000,000.00
47249	COMM	313385TF3	FHDN DISC NOTE	Redemption	02/18/2026	02/18/2026	FHLB DISCOUNT		250,000,000.00		250,000,000.00
47250	COMM	313385TF3	FHDN DISC NOTE	Redemption	02/18/2026	02/18/2026	FHLB DISCOUNT		150,000,000.00		150,000,000.00
47258	COMM	14178MBL1	CARGIL DISC NOTE	Purchase	02/19/2026	02/20/2026	CARGILL INC	49,994,944.44			-49,994,944.44
47257	COMM	16536JBL0	CHES DISC NOTE	Purchase	02/19/2026	02/20/2026	CHESHAM FINANCE	74,992,354.17			-74,992,354.17
47259	COMM	313385TH9	FHDN DISC NOTE	Purchase	02/19/2026	02/20/2026	FHLB DISCOUNT	159,984,311.10			-159,984,311.10
47260	COMM	313385TH9	FHDN DISC NOTE	Purchase	02/19/2026	02/20/2026	FHLB DISCOUNT	149,985,291.00			-149,985,291.00
47256	COMM	5148X1BL6	LANDES DISC NOTE	Purchase	02/19/2026	02/20/2026	LANDES	124,987,361.10			-124,987,361.10

SANTA CLARA COUNTY INVESTMENTS
Transaction Activity Report
Sorted by Fund - Transaction Date

Investment #	Fund	CUSIP	Inv Descrip	TransactionType	TransactionDate	MaturityDate	Issuer	New Principal	Principal Paydowns	Interest	Total Cash
47251	COMM	5148X1BK8	LANDES DISC NOTE	Redemption	02/19/2026	02/19/2026	LANDES		125,000,000.00		125,000,000.00
47252	COMM	16536JBK2	CHES DISC NOTE	Redemption	02/19/2026	02/19/2026	CHESHAM FINANCE		75,000,000.00		75,000,000.00
47253	COMM	14178MBK3	CARGIL DISC NOTE	Redemption	02/19/2026	02/19/2026	CARGILL INC		50,000,000.00		50,000,000.00
47254	COMM	313385TG1	FHDN DISC NOTE	Redemption	02/19/2026	02/19/2026	FHLB DISCOUNT		250,000,000.00		250,000,000.00
47255	COMM	313385TG1	FHDN DISC NOTE	Redemption	02/19/2026	02/19/2026	FHLB DISCOUNT		150,000,000.00		150,000,000.00
46807	COMM	02665WGP0	HNDA 4.619557%	Interest	02/19/2026	11/19/2027	American Honda			508,644.99	508,644.99
47266	COMM	14178MBS6	CARGIL DISC NOTE	Purchase	02/20/2026	02/26/2026	CARGILL INC	49,969,666.67			-49,969,666.67
47265	COMM	16536JBS5	CHES DISC NOTE	Purchase	02/20/2026	02/26/2026	CHESHAM FINANCE	74,954,125.00			-74,954,125.00
47267	COMM	313385TP1	FHDN DISC NOTE	Purchase	02/20/2026	02/26/2026	FHLB DISCOUNT	249,854,166.65			-249,854,166.65
47268	COMM	313385TP1	FHDN DISC NOTE	Purchase	02/20/2026	02/26/2026	FHLB DISCOUNT	149,912,500.50			-149,912,500.50
47264	COMM	5148X1BS1	LANDES DISC NOTE	Purchase	02/20/2026	02/26/2026	LANDES	124,924,166.67			-124,924,166.67
45980	COMM	55381BJQ2	MUFG 4.61% MAT	Redemption	02/20/2026	02/20/2026	MUFG Mitsubishi		100,000,000.00		100,000,000.00
46428	COMM	79490BBL9	SALREC DISC NOTE	Redemption	02/20/2026	02/20/2026	SALISBURY REC CO		75,000,000.00		75,000,000.00
46722	COMM	313385TH9	FHDN DISC NOTE	Redemption	02/20/2026	02/20/2026	FHLB DISCOUNT		50,000,000.00		50,000,000.00
47256	COMM	5148X1BL6	LANDES DISC NOTE	Redemption	02/20/2026	02/20/2026	LANDES		125,000,000.00		125,000,000.00
47257	COMM	16536JBL0	CHES DISC NOTE	Redemption	02/20/2026	02/20/2026	CHESHAM FINANCE		75,000,000.00		75,000,000.00
47258	COMM	14178MBL1	CARGIL DISC NOTE	Redemption	02/20/2026	02/20/2026	CARGILL INC		50,000,000.00		50,000,000.00
47259	COMM	313385TH9	FHDN DISC NOTE	Redemption	02/20/2026	02/20/2026	FHLB DISCOUNT		160,000,000.00		160,000,000.00
47260	COMM	313385TH9	FHDN DISC NOTE	Redemption	02/20/2026	02/20/2026	FHLB DISCOUNT		150,000,000.00		150,000,000.00
40461	COMM	SYS40461	DGCXX 0.0%	Redemption	02/20/2026		DREYFUS		404,411,019.80		404,411,019.80
41652	COMM	3130ANMH0	FEDERAL HOME	Interest	02/20/2026	08/20/2026	FHLB NOTES			137,500.00	137,500.00
42245	COMM	3130ANMH0	FEDERAL HOME	Interest	02/20/2026	08/20/2026	FHLB NOTES			56,182.50	56,182.50
45980	COMM	55381BJQ2	MUFG 4.61% MAT	Interest	02/20/2026	02/20/2026	MUFG Mitsubishi			1,029,638.40	1,029,638.40
44629	COMM	73328AAD1	PILOT 4.67% MAT	Interest	02/20/2026	11/22/2027	PORSCHE			29,187.50	29,187.50
44629	COMM	73328AAD1	PILOT 4.67% MAT	Redemption	02/20/2026	11/22/2027	PORSCHE		334,234.99		334,234.99
44817	COMM	881934AD5	TESLA 2024-B A3	Interest	02/20/2026	11/20/2026	TESLA AUTO LEASE			110,458.34	110,458.34
44817	COMM	881934AD5	TESLA 2024-B A3	Redemption	02/20/2026	11/20/2026	TESLA AUTO LEASE		179,067.98		179,067.98
44988	COMM	92868RAD0	VALET 2024-1 A3	Interest	02/20/2026	07/20/2029	VOLKSWAGEN			57,875.00	57,875.00
44988	COMM	92868RAD0	VALET 2024-1 A3	Redemption	02/20/2026	07/20/2029	VOLKSWAGEN		366,829.04		366,829.04
45606	COMM	92348KDZ3	VZMT 4.88% MAT	Interest	02/20/2026	03/20/2030	VERIZON MASTER			74,286.24	74,286.24
45606	COMM	92348KDZ3	VZMT 4.88% MAT	Redemption	02/20/2026	03/20/2030	VERIZON MASTER		410,856.70		410,856.70
45850	COMM	05594BAD8	BAAT 4.35% MAT	Interest	02/20/2026	11/20/2029	BANK OF AMERICA			27,187.50	27,187.50
45850	COMM	05594BAD8	BAAT 4.35% MAT	Redemption	02/20/2026	11/20/2029	BANK OF AMERICA		162,474.33		162,474.33
45933	COMM	362962AD4	GMALT 4.58% MAT	Interest	02/20/2026	05/22/2028	GM FIN'CL AUTO			73,470.86	73,470.86
45933	COMM	362962AD4	GMALT 4.58% MAT	Redemption	02/20/2026	05/22/2028	GM FIN'CL AUTO		657,153.57		657,153.57
46034	COMM	92868WAD9	VWALT 4.5% MAT	Interest	02/20/2026	06/20/2028	VOLKSWAGEN			53,437.50	53,437.50
46034	COMM	92868WAD9	VWALT 4.5% MAT	Redemption	02/20/2026	06/20/2028	VOLKSWAGEN		484,545.28		484,545.28
46307	COMM	379965AD8	GMALT 4.17% MAT	Interest	02/20/2026	08/21/2028	GM FIN'CL AUTO			57,337.52	57,337.52
46307	COMM	379965AD8	GMALT 4.17% MAT	Redemption	02/20/2026	08/21/2028	GM FIN'CL AUTO		504,405.61		504,405.61
46346	COMM	858933AC8	SFUEL 4.27% MAT	Interest	02/20/2026	01/22/2029	STELLATINS			96,074.99	96,074.99
46346	COMM	858933AC8	SFUEL 4.27% MAT	Redemption	02/20/2026	01/22/2029	STELLATINS		710,402.47		710,402.47

SANTA CLARA COUNTY INVESTMENTS
Transaction Activity Report
Sorted by Fund - Transaction Date

Investment #	Fund	CUSIP	Inv Descrip	TransactionType	TransactionDate	MaturityDate	Issuer	New Principal	Principal Paydowns	Interest	Total Cash
46817	COMM	92869QAD1	VALET 3.92% MAT	Interest	02/20/2026	03/20/2030	VOLKSWAGEN			56,350.01	56,350.01
46817	COMM	92869QAD1	VALET 3.92% MAT	Redemption	02/20/2026	03/20/2030	VOLKSWAGEN		326,588.07		326,588.07
46818	COMM	92348KEV1	VZMT 3.96% MAT	Interest	02/20/2026	10/21/2030	VERIZON MASTER			72,600.00	72,600.00
46818	COMM	92348KEV1	VZMT 3.96% MAT	Redemption	02/20/2026	10/21/2030	VERIZON MASTER		355,590.18		355,590.18
44663	COMM	31424WNA6	FARMER MAC	Interest	02/23/2026	08/21/2026	FARMER MAC			348,638.89	348,638.89
45676	COMM	17325FBM9	CITINA 5.0608339%	Interest	02/23/2026	11/19/2027	CITI BANK NA			244,979.62	244,979.62
42950	COMM	43815JAC7	HAROT 5.04% MAT	Interest	02/23/2026	04/21/2027	HONDA AUTO			10,085.19	10,085.19
42950	COMM	43815JAC7	HAROT 5.04% MAT	Redemption	02/23/2026	04/21/2027	HONDA AUTO		590,003.75		590,003.75
45785	COMM	24703UAC7	DEFT 4.68% MAT	Interest	02/23/2026	07/22/2027	DELL EQUIPMENT			23,400.00	23,400.00
45785	COMM	24703UAC7	DEFT 4.68% MAT	Redemption	02/23/2026	07/22/2027	DELL EQUIPMENT		833,506.72		833,506.72
47263	COMM	3140LGP71	FNMA 4.149% MAT	Purchase	02/24/2026	06/01/2029	FNMA NOTES	41,046,789.39			-41,046,789.39
41057	COMM	3130ALCV4	FEDERAL HOME	Redemption	02/24/2026	02/24/2026	FHLB NOTES		15,000,000.00		15,000,000.00
41057	COMM	3130ALCV4	FEDERAL HOME	Interest	02/24/2026	02/24/2026	FHLB NOTES			56,250.00	56,250.00
47280	COMM	89236TNP6A	TOYOTA 4.5% MAT	Purchase	02/25/2026	08/25/2027	TOYOTA FINANCIAL	45,000,000.00			-45,000,000.00
40968	COMM	3130ALDL5	FEDERAL HOME	Redemption	02/25/2026	02/25/2026	FHLB NOTES		35,000,000.00		35,000,000.00
46385	COMM	89236TNP6	TOYOTA 4.5% MAT	Redemption	02/25/2026	08/25/2027	TOYOTA FINANCIAL		45,000,000.00		45,000,000.00
40968	COMM	3130ALDL5	FEDERAL HOME	Interest	02/25/2026	02/25/2026	FHLB NOTES			109,375.00	109,375.00
41332	COMM	3130ANWF3	FEDERAL HOME	Interest	02/25/2026	08/25/2026	FHLB NOTES			218,250.00	218,250.00
46385	COMM	89236TNP6	TOYOTA 4.5% MAT	Interest	02/25/2026	08/25/2027	TOYOTA FINANCIAL			506,250.00	506,250.00
46386	COMM	63743HFZ0	NRUC 4.15% MAT	Interest	02/25/2026	08/25/2028	NATIONAL RURAL			207,500.00	207,500.00
46387	COMM	592179KR5	MET LI 4.15% MAT	Interest	02/25/2026	08/25/2028	MET LIFE GLOBAL			415,000.00	415,000.00
39654	COMM	3137BP4J5	FNAMAM 2.446% MAT	Interest	02/25/2026	03/25/2026	FHLMC			1,415.52	1,415.52
39654	COMM	3137BP4J5	FNAMAM 2.446% MAT	Redemption	02/25/2026	03/25/2026	FHLMC		322,629.76		322,629.76
40526	COMM	3137BSP64	FHLMCM 2.34% MAT	Interest	02/25/2026	07/25/2026	FHLMC			5,290.94	5,290.94
40526	COMM	3137BSP64	FHLMCM 2.34% MAT	Redemption	02/25/2026	07/25/2026	FHLMC		264,508.60		264,508.60
40784	COMM	3137F72W4	FHLMCM 0.39025%	Interest	02/25/2026	09/25/2029	FHLMC			1,842.95	1,842.95
40784	COMM	3137F72W4	FHLMCM 0.39025%	Redemption	02/25/2026	09/25/2029	FHLMC		515,578.15		515,578.15
40905	COMM	3138LEC33	FNAMAM 2.38% MAT	Interest	02/25/2026	07/01/2026	FNMA			18,795.95	18,795.95
40905	COMM	3138LEC33	FNAMAM 2.38% MAT	Redemption	02/25/2026	07/01/2026	FNMA		16,258.80		16,258.80
41133	COMM	3137FYZG4	FHLMCM 0.861%	Interest	02/25/2026	06/25/2027	FHLMC			227.03	227.03
41133	COMM	3137FYZG4	FHLMCM 0.861%	Redemption	02/25/2026	06/25/2027	FHLMC		17,803.52		17,803.52
41164	COMM	3137FPJ55	FHLMCM 2.606%	Interest	02/25/2026	07/25/2027	FHLMC			18,315.01	18,315.01
41164	COMM	3137FPJ55	FHLMCM 2.606%	Redemption	02/25/2026	07/25/2027	FHLMC		1,246,408.62		1,246,408.62
41192	COMM	3137FBAB2	FHLMCM 3.038%	Interest	02/25/2026	08/25/2027	FHLMC			8,235.22	8,235.22
41192	COMM	3137FBAB2	FHLMCM 3.038%	Redemption	02/25/2026	08/25/2027	FHLMC		168,616.40		168,616.40
41222	COMM	3137H14A1	FHLMCM 0.854%	Interest	02/25/2026	01/25/2028	FHLMC			6,570.52	6,570.52
41222	COMM	3137H14A1	FHLMCM 0.854%	Redemption	02/25/2026	01/25/2028	FHLMC		360,251.14		360,251.14
41228	COMM	3136AUG21	FNAMAM 2.49552%	Interest	02/25/2026	10/25/2026	FNMA			32,222.82	32,222.82
41228	COMM	3136AUG21	FNAMAM 2.49552%	Redemption	02/25/2026	10/25/2026	FNMA		485,615.00		485,615.00
41319	COMM	3132XFD47	FHLMCM 2.1% MAT	Interest	02/25/2026	11/01/2026	FHLMC			27,125.00	27,125.00
41319	COMM	3132XFD47	FHLMCM 2.1% MAT	Redemption	02/25/2026	11/01/2026	FHLMC		1,630,734.57		1,630,734.57

SANTA CLARA COUNTY INVESTMENTS
Transaction Activity Report
Sorted by Fund - Transaction Date

Investment #	Fund	CUSIP	Inv Descrip	TransactionType	TransactionDate	MaturityDate	Issuer	New Principal	Principal Paydowns	Interest	Total Cash
41524	COMM	3133LJAN1	FHLM 1.5% MAT	Interest	02/25/2026	11/01/2031	FHLMC SINGLE			8,402.11	8,402.11
41524	COMM	3133LJAN1	FHLM 1.5% MAT	Redemption	02/25/2026	11/01/2031	FHLMC SINGLE	152,713.65			152,713.65
41525	COMM	3140QMQJ6	FNMAP 1.5% MAT	Interest	02/25/2026	11/01/2031	FNMA SINGLE			7,950.61	7,950.61
41525	COMM	3140QMQJ6	FNMAP 1.5% MAT	Redemption	02/25/2026	11/01/2031	FNMA SINGLE	113,950.50			113,950.50
41526	COMM	3140XDHF6	FNMAP 1.5% MAT	Interest	02/25/2026	09/01/2031	FNMA SINGLE			14,414.90	14,414.90
41526	COMM	3140XDHF6	FNMAP 1.5% MAT	Redemption	02/25/2026	09/01/2031	FNMA SINGLE	268,711.32			268,711.32
41675	COMM	3133LPUA3	FHLMC 1.5% MAT	Interest	02/25/2026	01/01/2032	FHLMC SINGLE			13,330.77	13,330.77
41675	COMM	3133LPUA3	FHLMC 1.5% MAT	Redemption	02/25/2026	01/01/2032	FHLMC SINGLE	245,945.92			245,945.92
41676	COMM	31418EAD2	FNMAP 1.5% MAT	Interest	02/25/2026	12/01/2031	FNMA SINGLE			11,465.91	11,465.91
41676	COMM	31418EAD2	FNMAP 1.5% MAT	Redemption	02/25/2026	12/01/2031	FNMA SINGLE	181,478.20			181,478.20
41791	COMM	3137FQ3Y7	FHLMCM 2.19% MAT	Interest	02/25/2026	07/25/2029	FHLMC			24,123.51	24,123.51
41791	COMM	3137FQ3Y7	FHLMCM 2.19% MAT	Redemption	02/25/2026	07/25/2029	FHLMC	281,965.03			281,965.03
41854	COMM	3138LDLP6	FNAM 2.75% MAT	Interest	02/25/2026	04/01/2026	FNMA			23,733.47	23,733.47
41854	COMM	3138LDLP6	FNAM 2.75% MAT	Redemption	02/25/2026	04/01/2026	FNMA	18,248.45			18,248.45
41892	COMM	3137H6LT0	FHLMCM 1.946%	Interest	02/25/2026	03/25/2027	FHLMC			3,336.64	3,336.64
41892	COMM	3137H6LT0	FHLMCM 1.946%	Redemption	02/25/2026	03/25/2027	FHLMC	2,057,532.48			2,057,532.48
42046	COMM	3137H73W1	FHLMCM 2.75% MAT	Interest	02/25/2026	04/25/2027	FHLMC			11,233.68	11,233.68
42046	COMM	3137H73W1	FHLMCM 2.75% MAT	Redemption	02/25/2026	04/25/2027	FHLMC	53,221.30			53,221.30
42093	COMM	3137F1G44	FHLMCM 3.243%	Interest	02/25/2026	04/25/2027	FHLMC			94,587.50	94,587.50
42093	COMM	3137F1G44	FHLMCM 3.243%	Redemption	02/25/2026	04/25/2027	FHLMC	2,333,891.07			2,333,891.07
42099	COMM	3137BXQY1	FHLMCM 3.224%	Interest	02/25/2026	03/25/2027	FHLMC			107,466.68	107,466.68
42099	COMM	3137BXQY1	FHLMCM 3.224%	Redemption	02/25/2026	03/25/2027	FHLMC	2,830,204.78			2,830,204.78
42110	COMM	3137F2LJ3	FHLMCM 3.117%	Interest	02/25/2026	06/25/2027	FHLMC			90,912.50	90,912.50
42110	COMM	3137F2LJ3	FHLMCM 3.117%	Redemption	02/25/2026	06/25/2027	FHLMC				0.00
42111	COMM	3138LDYK3	FNMA 2.55% MAT	Interest	02/25/2026	07/01/2026	FNMA NOTES			76,328.95	76,328.95
42111	COMM	3138LDYK3	FNMA 2.55% MAT	Redemption	02/25/2026	07/01/2026	FNMA NOTES	96,420.15			96,420.15
42112	COMM	3138LFUJ5	FNAM 2.47% MAT	Interest	02/25/2026	10/01/2026	FNMA			42,538.89	42,538.89
42112	COMM	3138LFUJ5	FNAM 2.47% MAT	Redemption	02/25/2026	10/01/2026	FNMA	2,237,408.55			2,237,408.55
42120	COMM	3136AK2F9	FNAM 3.39768%	Interest	02/25/2026	08/25/2026	FNMA			91,543.14	91,543.14
42120	COMM	3136AK2F9	FNAM 3.39768%	Redemption	02/25/2026	08/25/2026	FNMA	61,472.58			61,472.58
42133	COMM	3138LD5W9	FNAM 2.625% MAT	Interest	02/25/2026	06/01/2026	FNMA			32,812.50	32,812.50
42133	COMM	3138LD5W9	FNAM 2.625% MAT	Redemption	02/25/2026	06/01/2026	FNMA	2,976,280.87			2,976,280.87
42137	COMM	3138LD5W9	FNAM 2.625% MAT	Interest	02/25/2026	06/01/2026	FNMA			32,812.50	32,812.50
42137	COMM	3138LD5W9	FNAM 2.625% MAT	Redemption	02/25/2026	06/01/2026	FNMA				0.00
42150	COMM	3137F1G44	FHLMCM 3.243%	Interest	02/25/2026	04/25/2027	FHLMC			54,050.00	54,050.00
42150	COMM	3137F1G44	FHLMCM 3.243%	Redemption	02/25/2026	04/25/2027	FHLMC				0.00
42151	COMM	3138LEC82	FNAM 2.57% MAT	Interest	02/25/2026	07/01/2026	FNMA			44,261.11	44,261.11
42151	COMM	3138LEC82	FNAM 2.57% MAT	Redemption	02/25/2026	07/01/2026	FNMA	3,317,900.00			3,317,900.00
42188	COMM	3140HV6S8	FNAM 2.19% MAT	Interest	02/25/2026	11/01/2026	FNMA			56,575.00	56,575.00
42188	COMM	3140HV6S8	FNAM 2.19% MAT	Redemption	02/25/2026	11/01/2026	FNMA	3,006,400.61			3,006,400.61
42205	COMM	3137FMD25	FHLMCM 2.875%	Interest	02/25/2026	04/25/2026	FHLMC			19,005.03	19,005.03

SANTA CLARA COUNTY INVESTMENTS
Transaction Activity Report
Sorted by Fund - Transaction Date

Investment #	Fund	CUSIP	Inv Descrip	TransactionType	TransactionDate	MaturityDate	Issuer	New Principal	Principal Paydowns	Interest	Total Cash
42205	COMM	3137FMD25	FHLMCM 2.875%	Redemption	02/25/2026	04/25/2026	FHLMC		1,990,978.75		1,990,978.75
42234	COMM	3138LD5W9	FNAMAM 2.625% MAT	Interest	02/25/2026	06/01/2026	FNMA			17,500.00	17,500.00
42234	COMM	3138LD5W9	FNAMAM 2.625% MAT	Redemption	02/25/2026	06/01/2026	FNMA				0.00
42757	COMM	3137FBAJ5	FHLMCM 3.281%	Interest	02/25/2026	08/25/2027	FHLMC			29,255.59	29,255.59
42757	COMM	3137FBAJ5	FHLMCM 3.281%	Redemption	02/25/2026	08/25/2027	FHLMC		549,208.50		549,208.50
42764	COMM	3137BYLD0	FHLMCM 3.288%	Interest	02/25/2026	02/25/2027	FHLMC			54,800.00	54,800.00
42764	COMM	3137BYLD0	FHLMCM 3.288%	Redemption	02/25/2026	02/25/2027	FHLMC		1,441,856.92		1,441,856.92
42910	COMM	3138LECC3	FNMA 2.42% MAT	Interest	02/25/2026	07/01/2026	FNMA NOTES			83,355.56	83,355.56
42910	COMM	3138LECC3	FNMA 2.42% MAT	Redemption	02/25/2026	07/01/2026	FNMA NOTES		6,433,935.56		6,433,935.56
42931	COMM	3132CW3F9	FHLMC 2.% MAT	Interest	02/25/2026	12/01/2027	FHLMC			16,458.33	16,458.33
42931	COMM	3132CW3F9	FHLMC 2.% MAT	Redemption	02/25/2026	12/01/2027	FHLMC		589,590.44		589,590.44
42949	COMM	3132XGQ74	FHLMCM 3.7% MAT	Interest	02/25/2026	11/01/2027	FHLMC			138,487.23	138,487.23
42949	COMM	3132XGQ74	FHLMCM 3.7% MAT	Redemption	02/25/2026	11/01/2027	FHLMC		59,151.60		59,151.60
43054	COMM	3137FEZT0	FHLMCM 3.725%	Interest	02/25/2026	12/25/2027	FHLMC			26,499.76	26,499.76
43054	COMM	3137FEZT0	FHLMCM 3.725%	Redemption	02/25/2026	12/25/2027	FHLMC		559,542.75		559,542.75
43080	COMM	3132XFLM8	FHLMCM 4.3% MAT	Interest	02/25/2026	02/01/2028	FHLMC			115,378.55	115,378.55
43080	COMM	3132XFLM8	FHLMCM 4.3% MAT	Redemption	02/25/2026	02/01/2028	FHLMC		1,347,278.99		1,347,278.99
43098	COMM	3140LJKS4	FNAMAM 4.54% MAT	Interest	02/25/2026	01/01/2028	FNMA			91,007.96	91,007.96
43098	COMM	3140LJKS4	FNAMAM 4.54% MAT	Redemption	02/25/2026	01/01/2028	FNMA		1,042,718.18		1,042,718.18
43105	COMM	30322KAE3	FREDM 0.88% MAT	Interest	02/25/2026	07/25/2026	FREDDIE MAC			15,050.67	15,050.67
43105	COMM	30322KAE3	FREDM 0.88% MAT	Redemption	02/25/2026	07/25/2026	FREDDIE MAC		832,316.67		832,316.67
43145	COMM	3140LJJN7	FNAMAM 4.385% MAT	Interest	02/25/2026	01/01/2028	FNMA			116,043.18	116,043.18
43145	COMM	3140LJJN7	FNAMAM 4.385% MAT	Redemption	02/25/2026	01/01/2028	FNMA		1,374,723.68		1,374,723.68
43162	COMM	3140LHFC9	FNAMAM 3.53% MAT	Interest	02/25/2026	09/01/2027	FNMA			75,993.06	75,993.06
43162	COMM	3140LHFC9	FNAMAM 3.53% MAT	Redemption	02/25/2026	09/01/2027	FNMA		1,307,651.78		1,307,651.78
43200	COMM	3140LJS23	FNAMAM 4.17% MAT	Interest	02/25/2026	02/01/2028	FNMA			89,770.83	89,770.83
43200	COMM	3140LJS23	FNAMAM 4.17% MAT	Redemption	02/25/2026	02/01/2028	FNMA		1,076,311.70		1,076,311.70
43268	COMM	3140LJX68	FNAMAM 4.225% MAT	Interest	02/25/2026	06/01/2028	FNMA			85,468.46	85,468.46
43268	COMM	3140LJX68	FNAMAM 4.225% MAT	Redemption	02/25/2026	06/01/2028	FNMA		870,496.99		870,496.99
43563	COMM	3140LLCB5	FNAMAM 4.62% MAT	Interest	02/25/2026	07/01/2028	FNMA			89,619.91	89,619.91
43563	COMM	3140LLCB5	FNAMAM 4.62% MAT	Redemption	02/25/2026	07/01/2028	FNMA		786,698.00		786,698.00
43597	COMM	3132XGW51	FHLMCM 4.21% MAT	Interest	02/25/2026	07/01/2028	FHLMC			53,791.87	53,791.87
43597	COMM	3132XGW51	FHLMCM 4.21% MAT	Redemption	02/25/2026	07/01/2028	FHLMC		504,870.75		504,870.75
43629	COMM	3132XGVS2	FREDM 5.1% MAT	Interest	02/25/2026	06/01/2028	FREDDIE MAC			119,787.10	119,787.10
43629	COMM	3132XGVS2	FREDM 5.1% MAT	Redemption	02/25/2026	06/01/2028	FREDDIE MAC		998,499.06		998,499.06
43636	COMM	3137HB3G7	FHLMCM 4.86% MAT	Interest	02/25/2026	10/25/2028	FHLMC			85,050.00	85,050.00
43636	COMM	3137HB3G7	FHLMCM 4.86% MAT	Redemption	02/25/2026	10/25/2028	FHLMC		666,106.60		666,106.60
43889	COMM	3132XFND6	FHLMC 5.% MAT	Interest	02/25/2026	08/01/2028	FHLMC			177,070.27	177,070.27
43889	COMM	3132XFND6	FHLMC 5.% MAT	Redemption	02/25/2026	08/01/2028	FHLMC		1,418,142.93		1,418,142.93
44063	COMM	3142FFGN1	FNAMAM 4.6% MAT	Interest	02/25/2026	01/01/2029	FNMA			158,444.44	158,444.44
44063	COMM	3142FFGN1	FNAMAM 4.6% MAT	Redemption	02/25/2026	01/01/2029	FNMA		1,163,110.42		1,163,110.42

SANTA CLARA COUNTY INVESTMENTS
Transaction Activity Report
Sorted by Fund - Transaction Date

Investment #	Fund	CUSIP	Inv Descrip	TransactionType	TransactionDate	MaturityDate	Issuer	New Principal	Principal Paydowns	Interest	Total Cash
44297	COMM	096919AD7	BMWOT 5.18% MAT	Interest	02/25/2026	02/26/2029	BMW VEHICLE			67,118.18	67,118.18
44297	COMM	096919AD7	BMWOT 5.18% MAT	Redemption	02/25/2026	02/26/2029	BMW VEHICLE	1,065,058.38			1,065,058.38
44491	COMM	3136B06Q4	FNMA 5.77% MAT	Interest	02/25/2026	04/25/2030	FNMA NOTES			17,203.41	17,203.41
44491	COMM	3136B06Q4	FNMA 5.77% MAT	Redemption	02/25/2026	04/25/2030	FNMA NOTES	6,037.92			6,037.92
44670	COMM	3138LMNE9	FNMA 5.76% MAT	Interest	02/25/2026	03/01/2028	FNMA			59,519.97	59,519.97
44670	COMM	3138LMNE9	FNMA 5.76% MAT	Redemption	02/25/2026	03/01/2028	FNMA	24,853.83			24,853.83
44805	COMM	313637Q52	FN 109476 MTG	Interest	02/25/2026	08/01/2028	FNMA			67,394.24	67,394.24
44805	COMM	313637Q52	FN 109476 MTG	Redemption	02/25/2026	08/01/2028	FNMA	25,148.13			25,148.13
45059	COMM	3137H74L4	FHLMC 5.30243%	Interest	02/25/2026	04/25/2030	FHLMC NOTES			75,354.74	75,354.74
45059	COMM	3137H74L4	FHLMC 5.30243%	Redemption	02/25/2026	04/25/2030	FHLMC NOTES	17,130.22			17,130.22
45093	COMM	3132XKXC6	FHLMC 4.39% MAT	Interest	02/25/2026	10/01/2029	FHLMC NOTES			75,605.55	75,605.55
45093	COMM	3132XKXC6	FHLMC 4.39% MAT	Redemption	02/25/2026	10/01/2029	FHLMC NOTES	453,097.62			453,097.62
45140	COMM	3132XKXC6-A	FHLMC 4.39% MAT	Interest	02/25/2026	10/01/2029	FHLMC NOTES			37,802.78	37,802.78
45140	COMM	3132XKXC6-A	FHLMC 4.39% MAT	Redemption	02/25/2026	10/01/2029	FHLMC NOTES	225,034.80			225,034.80
45367	COMM	096924AD7	BMWOT 4.56% MAT	Interest	02/25/2026	09/25/2029	BMW VEHICLE			95,000.00	95,000.00
45367	COMM	096924AD7	BMWOT 4.56% MAT	Redemption	02/25/2026	09/25/2029	BMW VEHICLE	572,525.56			572,525.56
45492	COMM	3132XKSM0	FREDM 4.5% MAT	Interest	02/25/2026	07/01/2029	FREDDIE MAC			94,065.62	94,065.62
45492	COMM	3132XKSM0	FREDM 4.5% MAT	Redemption	02/25/2026	07/01/2029	FREDDIE MAC	602,765.03			602,765.03
45607	COMM	3137HJ5Z6	FHLMCM 4.84268%	Interest	02/25/2026	09/25/2029	FHLMC			55,117.80	55,117.80
45607	COMM	3137HJ5Z6	FHLMCM 4.84268%	Redemption	02/25/2026	09/25/2029	FHLMC	2,661.90			2,661.90
45681	COMM	3137FMU67	FREDM 2.862% MAT	Interest	02/25/2026	05/25/2026	FREDDIE MAC			21,700.25	21,700.25
45681	COMM	3137FMU67	FREDM 2.862% MAT	Redemption	02/25/2026	05/25/2026	FREDDIE MAC	268,461.06			268,461.06
45706	COMM	3137HBPH1	FHLMCM 4.95268%	Interest	02/25/2026	01/25/2031	FHLMC			17,310.10	17,310.10
45706	COMM	3137HBPH1	FHLMCM 4.95268%	Redemption	02/25/2026	01/25/2031	FHLMC	3,225.08			3,225.08
46003	COMM	096912AD2	BMWLT 4.43% MAT	Interest	02/25/2026	06/26/2028	BMW VEHICLE			33,225.00	33,225.00
46003	COMM	096912AD2	BMWLT 4.43% MAT	Redemption	02/25/2026	06/26/2028	BMW VEHICLE	295,947.52			295,947.52
46077	COMM	3137HLY48	FHLMCM 4.404%	Interest	02/25/2026	04/25/2030	FHLMC			73,400.00	73,400.00
46077	COMM	3137HLY48	FHLMCM 4.404%	Redemption	02/25/2026	04/25/2030	FHLMC	376,178.85			376,178.85
46078	COMM	3137BS5N9	FHLMCM 2.72% MAT	Interest	02/25/2026	07/25/2026	FHLMC			77,161.25	77,161.25
46078	COMM	3137BS5N9	FHLMCM 2.72% MAT	Redemption	02/25/2026	07/25/2026	FHLMC	5,252,141.30			5,252,141.30
46079	COMM	3137BS5N9	FHLMCM 2.72% MAT	Interest	02/25/2026	07/25/2026	FHLMC			55,115.17	55,115.17
46079	COMM	3137BS5N9	FHLMCM 2.72% MAT	Redemption	02/25/2026	07/25/2026	FHLMC	3,751,529.50			3,751,529.50
46121	COMM	3132XDCK7	FREDM 4.15% MAT	Interest	02/25/2026	05/01/2030	FREDDIE MAC			88,287.00	88,287.00
46121	COMM	3132XDCK7	FREDM 4.15% MAT	Redemption	02/25/2026	05/01/2030	FREDDIE MAC	26,037.61			26,037.61
46143	COMM	3132XFUA4	FHLM 4.2% MAT	Interest	02/25/2026	10/01/2029	FHLMC SINGLE			37,143.17	37,143.17
46143	COMM	3132XFUA4	FHLM 4.2% MAT	Redemption	02/25/2026	10/01/2029	FHLMC SINGLE	233,722.58			233,722.58
46144	COMM	3140NYSV4	FNMA 4.47% MAT	Interest	02/25/2026	06/01/2030	FNMA NOTES			134,720.83	134,720.83
46144	COMM	3140NYSV4	FNMA 4.47% MAT	Redemption	02/25/2026	06/01/2030	FNMA NOTES	649,703.56			649,703.56
46171	COMM	3137HMC73	FHLMCM 4.84926%	Interest	02/25/2026	05/25/2030	FHLMC			92,849.98	92,849.98
46171	COMM	3137HMC73	FHLMCM 4.84926%	Redemption	02/25/2026	05/25/2030	FHLMC	3,342.50			3,342.50
46228	COMM	3140NY4X6	FNMDN 4.48% MAT	Interest	02/25/2026	07/01/2030	FNMA			119,035.59	119,035.59

SANTA CLARA COUNTY INVESTMENTS
Transaction Activity Report
Sorted by Fund - Transaction Date

Investment #	Fund	CUSIP	Inv Descrip	TransactionType	TransactionDate	MaturityDate	Issuer	New Principal	Principal Paydowns	Interest	Total Cash
46228	COMM	3140NY4X6	FNMDN 4.48% MAT	Redemption	02/25/2026	07/01/2030	FNMA		549,193.89		549,193.89
46238	COMM	3136B2HA3	FNMDN 3.354% MAT	Interest	02/25/2026	07/25/2028	FANNIE MAE			40,212.65	40,212.65
46238	COMM	3136B2HA3	FNMDN 3.354% MAT	Redemption	02/25/2026	07/25/2028	FANNIE MAE		197,567.96		197,567.96
46259	COMM	3140NYWE7	FNAMAM 4.245% MAT	Interest	02/25/2026	07/01/2030	FNMA			60,248.58	60,248.58
46259	COMM	3140NYWE7	FNAMAM 4.245% MAT	Redemption	02/25/2026	07/01/2030	FNMA		295,195.82		295,195.82
46304	COMM	3137HMCL2	FHLMCM 4.88% MAT	Interest	02/25/2026	06/25/2030	FHLMC			111,501.12	111,501.12
46304	COMM	3137HMCL2	FHLMCM 4.88% MAT	Redemption	02/25/2026	06/25/2030	FHLMC		540.90		540.90
46328	COMM	3140HRL35	FNAMAM 3.76% MAT	Interest	02/25/2026	11/01/2028	FNMA			129,511.11	129,511.11
46328	COMM	3140HRL35	FNAMAM 3.76% MAT	Redemption	02/25/2026	11/01/2028	FNMA		1,307,578.43		1,307,578.43
46352	COMM	3137H6MJ1	FHLMCM 4.68926%	Interest	02/25/2026	02/25/2029	FHLMC			48,256.45	48,256.45
46352	COMM	3137H6MJ1	FHLMCM 4.68926%	Redemption	02/25/2026	02/25/2029	FHLMC		9,402.72		9,402.72
46402	COMM	3140NW7H2	FNAMAM 5.005% MAT	Interest	02/25/2026	12/01/2029	FNMA			136,670.01	136,670.01
46402	COMM	3140NW7H2	FNAMAM 5.005% MAT	Redemption	02/25/2026	12/01/2029	FNMA		695,500.67		695,500.67
46526	COMM	3137H5Y35	FHLMCM	Interest	02/25/2026	01/25/2029	FHLMC			79,597.58	79,597.58
46526	COMM	3137H5Y35	FHLMCM	Redemption	02/25/2026	01/25/2029	FHLMC		14,353.35		14,353.35
46533	COMM	3140Q0LF7	FNAMAM 4.58% MAT	Interest	02/25/2026	09/01/2030	FNMA			111,000.75	111,000.75
46533	COMM	3140Q0LF7	FNAMAM 4.58% MAT	Redemption	02/25/2026	09/01/2030	FNMA		478,844.55		478,844.55
46541	COMM	3137H6MJ1-A	FHLMCM	Interest	02/25/2026	02/25/2029	FHLMC			60,320.56	60,320.56
46541	COMM	3137H6MJ1-A	FHLMCM	Redemption	02/25/2026	02/25/2029	FHLMC		11,753.40		11,753.40
46567	COMM	3132XKT72	FHLMC 4.26% MAT	Interest	02/25/2026	09/01/2029	FHLMC NOTES			126,855.44	126,855.44
46567	COMM	3132XKT72	FHLMC 4.26% MAT	Redemption	02/25/2026	09/01/2029	FHLMC NOTES		34,530.40		34,530.40
46624	COMM	3132XKT64	FHLMCM 4.26% MAT	Interest	02/25/2026	09/01/2029	FHLMC			127,871.74	127,871.74
46624	COMM	3132XKT64	FHLMCM 4.26% MAT	Redemption	02/25/2026	09/01/2029	FHLMC		33,152.00		33,152.00
46639	COMM	3132XKUD7	FHLMCM 4.26% MAT	Interest	02/25/2026	09/01/2029	FHLMC			128,391.66	128,391.66
46639	COMM	3132XKUD7	FHLMCM 4.26% MAT	Redemption	02/25/2026	09/01/2029	FHLMC		834,662.28		834,662.28
46640	COMM	3140NV4B0	FNAMAM 4.04% MAT	Interest	02/25/2026	09/01/2029	FNMA			135,426.19	135,426.19
46640	COMM	3140NV4B0	FNAMAM 4.04% MAT	Redemption	02/25/2026	09/01/2029	FNMA		937,120.76		937,120.76
46703	COMM	3132XKSP3	FREDM 3.83% MAT	Interest	02/25/2026	07/01/2029	FREDDIE MAC			75,657.39	75,657.39
46703	COMM	3132XKSP3	FREDM 3.83% MAT	Redemption	02/25/2026	07/01/2029	FREDDIE MAC		574,660.34		574,660.34
46759	COMM	3132XFYP7	FREDM 3.95% MAT	Interest	02/25/2026	07/01/2030	FREDDIE MAC			85,034.72	85,034.72
46759	COMM	3132XFYP7	FREDM 3.95% MAT	Redemption	02/25/2026	07/01/2030	FREDDIE MAC		437,298.84		437,298.84
46794	COMM	3137HNWJ3	FHLMCM 4.74% MAT	Interest	02/25/2026	09/25/2030	FHLMC			160,169.71	160,169.71
46794	COMM	3137HNWJ3	FHLMCM 4.74% MAT	Redemption	02/25/2026	09/25/2030	FHLMC		4,225.18		4,225.18
46895	COMM	3137H3KE1	FHLMCM 4.40185%	Interest	02/25/2026	09/25/2028	FHLMC			83,992.03	83,992.03
46895	COMM	3137H3KE1	FHLMCM 4.40185%	Redemption	02/25/2026	09/25/2028	FHLMC		100,608.48		100,608.48
46947	COMM	3132XK4Z7	FREDM 4.2% MAT	Interest	02/25/2026	07/01/2030	FREDDIE MAC			100,691.61	100,691.61
46947	COMM	3132XK4Z7	FREDM 4.2% MAT	Redemption	02/25/2026	07/01/2030	FREDDIE MAC		477,734.41		477,734.41
47069	COMM	3140Q1UR9	FNAMAM 4.16% MAT	Interest	02/25/2026	12/01/2030	FNMA			98,152.89	98,152.89
47069	COMM	3140Q1UR9	FNAMAM 4.16% MAT	Redemption	02/25/2026	12/01/2030	FNMA		429,681.68		429,681.68
47069	COMM	3140Q1UR9	FNAMAM 4.16% MAT	Interest	02/25/2026	12/01/2030	FNMA			-37,994.67	-37,994.67
47069	COMM	3140Q1UR9	FNAMAM 4.16% MAT	Redemption	02/25/2026	12/01/2030	FNMA				0.00

SANTA CLARA COUNTY INVESTMENTS
Transaction Activity Report
Sorted by Fund - Transaction Date

Investment #	Fund	CUSIP	Inv Descrip	TransactionType	TransactionDate	MaturityDate	Issuer	New Principal	Principal Paydowns	Interest	Total Cash
47111	COMM	3140Q1ML1	FNMM 4.61% MAT	Interest	02/25/2026	12/01/2030	FNMA			158,788.89	158,788.89
47111	COMM	3140Q1ML1	FNMM 4.61% MAT	Redemption	02/25/2026	12/01/2030	FNMA		626,891.87		626,891.87
47111	COMM	3140Q1ML1	FNMM 4.61% MAT	Interest	02/25/2026	12/01/2030	FNMA			-107,566.67	-107,566.67
47111	COMM	3140Q1ML1	FNMM 4.61% MAT	Redemption	02/25/2026	12/01/2030	FNMA				0.00
47126	COMM	3132XK5P8	FHLMC 4.2% MAT	Interest	02/25/2026	09/01/2030	FHLMC			126,583.33	126,583.33
47126	COMM	3132XK5P8	FHLMC 4.2% MAT	Redemption	02/25/2026	09/01/2030	FHLMC		572,180.71		572,180.71
47126	COMM	3132XK5P8	FHLMC 4.2% MAT	Interest	02/25/2026	09/01/2030	FHLMC			-102,083.33	-102,083.33
47126	COMM	3132XK5P8	FHLMC 4.2% MAT	Redemption	02/25/2026	09/01/2030	FHLMC				0.00
47271	COMM	14178MBT4	CARGIL DISC NOTE	Purchase	02/26/2026	02/27/2026	CARGILL INC	49,994,944.44			-49,994,944.44
47270	COMM	16536JBT3	CHES DISC NOTE	Purchase	02/26/2026	02/27/2026	CHESHAM FINANCE	74,992,354.17			-74,992,354.17
47272	COMM	313385TQ9	FHDN DISC NOTE	Purchase	02/26/2026	02/27/2026	FHLB DISCOUNT	249,975,763.90			-249,975,763.90
47273	COMM	313385TQ9	FHDN DISC NOTE	Purchase	02/26/2026	02/27/2026	FHLB DISCOUNT	149,985,459.00			-149,985,459.00
47269	COMM	5148X1BT9	LANDES DISC NOTE	Purchase	02/26/2026	02/27/2026	LANDES	124,987,361.10			-124,987,361.10
47261	COMM	65481HAD5	NALT 3.87% MAT	Purchase	02/26/2026	03/15/2029	NISSAN AUTO	20,997,759.30			-20,997,759.30
41640	COMM	3130AKZ25	FEDERAL HOME	Redemption	02/26/2026	02/26/2026	FHLB NOTES		18,300,000.00		18,300,000.00
43211	COMM	3133EPLC7	FEDERAL FARM CR	Redemption	02/26/2026	02/26/2026	FFCB NOTES		25,000,000.00		25,000,000.00
46588	COMM	43851UBS1	H DISC NOTE MAT	Redemption	02/26/2026	02/26/2026	HONEYWELL		36,851,000.00		36,851,000.00
47264	COMM	5148X1BS1	LANDES DISC NOTE	Redemption	02/26/2026	02/26/2026	LANDES		125,000,000.00		125,000,000.00
47265	COMM	16536JBS5	CHES DISC NOTE	Redemption	02/26/2026	02/26/2026	CHESHAM FINANCE		75,000,000.00		75,000,000.00
47266	COMM	14178MBS6	CARGIL DISC NOTE	Redemption	02/26/2026	02/26/2026	CARGILL INC		50,000,000.00		50,000,000.00
47267	COMM	313385TP1	FHDN DISC NOTE	Redemption	02/26/2026	02/26/2026	FHLB DISCOUNT		250,000,000.00		250,000,000.00
47268	COMM	313385TP1	FHDN DISC NOTE	Redemption	02/26/2026	02/26/2026	FHLB DISCOUNT		150,000,000.00		150,000,000.00
41640	COMM	3130AKZ25	FEDERAL HOME	Interest	02/26/2026	02/26/2026	FHLB NOTES			59,475.00	59,475.00
43211	COMM	3133EPLC7	FEDERAL FARM CR	Interest	02/26/2026	02/26/2026	FFCB NOTES			515,625.00	515,625.00
47283	COMM	14178MC22	CARGIL DISC NOTE	Purchase	02/27/2026	03/02/2026	CARGILL INC	49,984,833.33			-49,984,833.33
47282	COMM	16536JC21	CHES DISC NOTE	Purchase	02/27/2026	03/02/2026	CHESHAM FINANCE	74,977,062.50			-74,977,062.50
47284	COMM	313385TT3	FHDN DISC NOTE	Purchase	02/27/2026	03/02/2026	FHLB DISCOUNT	249,927,500.00			-249,927,500.00
47285	COMM	313385TT3	FHDN DISC NOTE	Purchase	02/27/2026	03/02/2026	FHLB DISCOUNT	149,956,500.00			-149,956,500.00
47281	COMM	5148X1C27	LANDES DISC NOTE	Purchase	02/27/2026	03/02/2026	LANDES	124,962,083.33			-124,962,083.33
43915	COMM	14913UAF7	CATERPILLAR FINL	Redemption	02/27/2026	02/27/2026	CATERPILLAR		40,000,000.00		40,000,000.00
46974	COMM	60701A4M2	MIZBNK 3.8% MAT	Redemption	02/27/2026	02/27/2026	MIZUHO BANK		110,000,000.00		110,000,000.00
47269	COMM	5148X1BT9	LANDES DISC NOTE	Redemption	02/27/2026	02/27/2026	LANDES		125,000,000.00		125,000,000.00
47270	COMM	16536JBT3	CHES DISC NOTE	Redemption	02/27/2026	02/27/2026	CHESHAM FINANCE		75,000,000.00		75,000,000.00
47271	COMM	14178MBT4	CARGIL DISC NOTE	Redemption	02/27/2026	02/27/2026	CARGILL INC		50,000,000.00		50,000,000.00
47272	COMM	313385TQ9	FHDN DISC NOTE	Redemption	02/27/2026	02/27/2026	FHLB DISCOUNT		250,000,000.00		250,000,000.00
47273	COMM	313385TQ9	FHDN DISC NOTE	Redemption	02/27/2026	02/27/2026	FHLB DISCOUNT		150,000,000.00		150,000,000.00
43915	COMM	14913UAF7	CATERPILLAR FINL	Interest	02/27/2026	02/27/2026	CATERPILLAR			1,010,000.00	1,010,000.00
44631	COMM	21688ABG6	RABO 5.975515%	Interest	02/27/2026	08/28/2026	RABOBANK			276,164.15	276,164.15
46974	COMM	60701A4M2	MIZBNK 3.8% MAT	Interest	02/27/2026	02/27/2026	MIZUHO BANK			824,388.84	824,388.84
47288	COMM	14178MC30	CARGIL DISC NOTE	Purchase	03/02/2026	03/03/2026	CARGILL INC	49,994,944.44			-49,994,944.44
47287	COMM	16536JC39	CHES DISC NOTE	Purchase	03/02/2026	03/03/2026	CHESHAM FINANCE	74,992,354.17			-74,992,354.17

SANTA CLARA COUNTY INVESTMENTS
Transaction Activity Report
Sorted by Fund - Transaction Date

Investment #	Fund	CUSIP	Inv Descrip	TransactionType	TransactionDate	MaturityDate	Issuer	New	Principal	Interest	Total
								Principal	Paydowns		Cash
47289	COMM	313385TU0	FHDN DISC NOTE	Purchase	03/02/2026	03/03/2026	FHLB DISCOUNT	249,975,694.45			-249,975,694.45
47290	COMM	313385TU0	FHDN DISC NOTE	Purchase	03/02/2026	03/03/2026	FHLB DISCOUNT	149,985,417.00			-149,985,417.00
47286	COMM	5148X1C35	LANDES DISC NOTE	Purchase	03/02/2026	03/03/2026	LANDES	124,987,361.10			-124,987,361.10
43128	COMM	14913R2K2	CAT 0.9% MAT	Redemption	03/02/2026	03/02/2026	CATERPILLAR		30,000,000.00		30,000,000.00
46964	COMM	2546R3C28	WALTPP DISC NOTE	Redemption	03/02/2026	03/02/2026	WALT DISNEY		50,000,000.00		50,000,000.00
47281	COMM	5148X1C27	LANDES DISC NOTE	Redemption	03/02/2026	03/02/2026	LANDES		125,000,000.00		125,000,000.00
47282	COMM	16536JC21	CHES DISC NOTE	Redemption	03/02/2026	03/02/2026	CHESHAM FINANCE		75,000,000.00		75,000,000.00
47283	COMM	14178MC22	CARGIL DISC NOTE	Redemption	03/02/2026	03/02/2026	CARGILL INC		50,000,000.00		50,000,000.00
47284	COMM	313385TT3	FHDN DISC NOTE	Redemption	03/02/2026	03/02/2026	FHLB DISCOUNT		250,000,000.00		250,000,000.00
47285	COMM	313385TT3	FHDN DISC NOTE	Redemption	03/02/2026	03/02/2026	FHLB DISCOUNT		150,000,000.00		150,000,000.00
41656	COMM	912828YD6	UNITED STATES	Interest	03/02/2026	08/31/2026	U.S. TREASURY			275,000.00	275,000.00
41869	COMM	3133ENQD5	FEDERAL FARM CR	Interest	03/02/2026	03/01/2027	FFCB NOTES			75,950.00	75,950.00
41870	COMM	3133ENQD5	FEDERAL FARM CR	Interest	03/02/2026	03/01/2027	FFCB NOTES			108,500.00	108,500.00
41871	COMM	3133ENQD5	FEDERAL FARM CR	Interest	03/02/2026	03/01/2027	FFCB NOTES			108,500.00	108,500.00
43128	COMM	14913R2K2	CAT 0.9% MAT	Interest	03/02/2026	03/02/2026	CATERPILLAR			135,000.00	135,000.00
47293	COMM	14178MC48	CARGIL DISC NOTE	Purchase	03/03/2026	03/04/2026	CARGILL INC	49,994,944.44			-49,994,944.44
47292	COMM	16536JC47	CHES DISC NOTE	Purchase	03/03/2026	03/04/2026	CHESHAM FINANCE	74,992,354.17			-74,992,354.17
47294	COMM	313385TV8	FHDN DISC NOTE	Purchase	03/03/2026	03/04/2026	FHLB DISCOUNT	234,976,956.94			-234,976,956.94
47295	COMM	313385TV8	FHDN DISC NOTE	Purchase	03/03/2026	03/04/2026	FHLB DISCOUNT	149,985,291.00			-149,985,291.00
47291	COMM	5148X1C43	LANDES DISC NOTE	Purchase	03/03/2026	03/04/2026	LANDES	124,987,361.10			-124,987,361.10
47286	COMM	5148X1C35	LANDES DISC NOTE	Redemption	03/03/2026	03/03/2026	LANDES		125,000,000.00		125,000,000.00
47287	COMM	16536JC39	CHES DISC NOTE	Redemption	03/03/2026	03/03/2026	CHESHAM FINANCE		75,000,000.00		75,000,000.00
47288	COMM	14178MC30	CARGIL DISC NOTE	Redemption	03/03/2026	03/03/2026	CARGILL INC		50,000,000.00		50,000,000.00
47289	COMM	313385TU0	FHDN DISC NOTE	Redemption	03/03/2026	03/03/2026	FHLB DISCOUNT		250,000,000.00		250,000,000.00
47290	COMM	313385TU0	FHDN DISC NOTE	Redemption	03/03/2026	03/03/2026	FHLB DISCOUNT		150,000,000.00		150,000,000.00
34292	COMM	SYS34292	MSTI 0.0%	Interest	03/03/2026		MORGAN STANLEY			0.09	0.09
34292	COMM	SYS34292	MSTI 0.0%	Purchase	03/03/2026		MORGAN STANLEY	0.09			-0.09
37590	COMM	SYS37590	JPM TE 0.44%	Interest	03/03/2026		JP MORGAN US			7.18	7.18
37590	COMM	SYS37590	JPM TE 0.44%	Purchase	03/03/2026		JP MORGAN US	7.18			-7.18
40461	COMM	SYS40461	DGCXX 0.0%	Interest	03/03/2026		DREYFUS			886,221.92	886,221.92
40461	COMM	SYS40461	DGCXX 0.0%	Purchase	03/03/2026		DREYFUS	886,221.92			-886,221.92
42588	COMM	SYS42588	OPGXX	Interest	03/03/2026		STATE STREET US			1,844,465.01	1,844,465.01
42588	COMM	SYS42588	OPGXX	Purchase	03/03/2026		STATE STREET US	1,844,465.01			-1,844,465.01
47301	COMM	06418NNN8	BNSHOU 3.78% MAT	Purchase	03/04/2026	11/30/2026	BANK OF NOVA	65,000,000.00			-65,000,000.00
47298	COMM	14178MC55	CARGIL DISC NOTE	Purchase	03/04/2026	03/05/2026	CARGILL INC	49,994,944.44			-49,994,944.44
47297	COMM	16536JC54	CHES DISC NOTE	Purchase	03/04/2026	03/05/2026	CHESHAM FINANCE	74,992,354.17			-74,992,354.17
47299	COMM	313385TW6	FHDN DISC NOTE	Purchase	03/04/2026	03/05/2026	FHLB DISCOUNT	249,975,486.10			-249,975,486.10
47300	COMM	313385TW6	FHDN DISC NOTE	Purchase	03/04/2026	03/05/2026	FHLB DISCOUNT	149,985,291.00			-149,985,291.00
47296	COMM	5148X1C50	LANDES DISC NOTE	Purchase	03/04/2026	03/05/2026	LANDES	124,987,361.10			-124,987,361.10
41278	COMM	3130ALEY6	FEDERAL HOME	Redemption	03/04/2026	03/04/2026	FHLB NOTES		24,730,000.00		24,730,000.00
47291	COMM	5148X1C43	LANDES DISC NOTE	Redemption	03/04/2026	03/04/2026	LANDES		125,000,000.00		125,000,000.00

SANTA CLARA COUNTY INVESTMENTS
Transaction Activity Report
Sorted by Fund - Transaction Date

Investment #	Fund	CUSIP	Inv Descrip	TransactionType	TransactionDate	MaturityDate	Issuer	New Principal	Principal Paydowns	Interest	Total Cash
47292	COMM	16536JC47	CHES DISC NOTE	Redemption	03/04/2026	03/04/2026	CHESHAM FINANCE		75,000,000.00		75,000,000.00
47293	COMM	14178MC48	CARGIL DISC NOTE	Redemption	03/04/2026	03/04/2026	CARGILL INC		50,000,000.00		50,000,000.00
47294	COMM	313385TV8	FHDN DISC NOTE	Redemption	03/04/2026	03/04/2026	FHLB DISCOUNT		235,000,000.00		235,000,000.00
47295	COMM	313385TV8	FHDN DISC NOTE	Redemption	03/04/2026	03/04/2026	FHLB DISCOUNT		150,000,000.00		150,000,000.00
41278	COMM	3130ALEY6	FEDERAL HOME	Interest	03/04/2026	03/04/2026	FHLB NOTES			98,920.00	98,920.00
47304	COMM	14178MC63	CARGIL DISC NOTE	Purchase	03/05/2026	03/06/2026	CARGILL INC	49,994,944.44			-49,994,944.44
47303	COMM	16536JC62	CHES DISC NOTE	Purchase	03/05/2026	03/06/2026	CHESHAM FINANCE	74,992,354.17			-74,992,354.17
47305	COMM	313385TX4	FHDN DISC NOTE	Purchase	03/05/2026	03/06/2026	FHLB DISCOUNT	249,975,833.35			-249,975,833.35
47306	COMM	313385TX4	FHDN DISC NOTE	Purchase	03/05/2026	03/06/2026	FHLB DISCOUNT	149,985,499.50			-149,985,499.50
47302	COMM	5148X1C68	LANDES DISC NOTE	Purchase	03/05/2026	03/06/2026	LANDES	124,987,361.10			-124,987,361.10
45457	COMM	3133ER5H0	FFCB 4.7% MAT	Redemption	03/05/2026	03/05/2029	FFCB NOTES		22,000,000.00		22,000,000.00
47296	COMM	5148X1C50	LANDES DISC NOTE	Redemption	03/05/2026	03/05/2026	LANDES		125,000,000.00		125,000,000.00
47297	COMM	16536JC54	CHES DISC NOTE	Redemption	03/05/2026	03/05/2026	CHESHAM FINANCE		75,000,000.00		75,000,000.00
47298	COMM	14178MC55	CARGIL DISC NOTE	Redemption	03/05/2026	03/05/2026	CARGILL INC		50,000,000.00		50,000,000.00
47299	COMM	313385TW6	FHDN DISC NOTE	Redemption	03/05/2026	03/05/2026	FHLB DISCOUNT		250,000,000.00		250,000,000.00
47300	COMM	313385TW6	FHDN DISC NOTE	Redemption	03/05/2026	03/05/2026	FHLB DISCOUNT		150,000,000.00		150,000,000.00
34292	COMM	SYS34292	MSTI 0.%	Redemption	03/05/2026		MORGAN STANLEY			0.09	0.09
37590	COMM	SYS37590	JPM TE 0.44%	Redemption	03/05/2026		JP MORGAN US			7.18	7.18
45457	COMM	3133ER5H0	FFCB 4.7% MAT	Interest	03/05/2026	03/05/2029	FFCB NOTES			517,000.00	517,000.00
47309	COMM	14178MC97	CARGIL DISC NOTE	Purchase	03/06/2026	03/09/2026	CARGILL INC	49,984,833.33			-49,984,833.33
47308	COMM	16536JC96	CHES DISC NOTE	Purchase	03/06/2026	03/09/2026	CHESHAM FINANCE	74,977,062.50			-74,977,062.50
47310	COMM	313385UA2	FHDN DISC NOTE	Purchase	03/06/2026	03/09/2026	FHLB DISCOUNT	249,927,500.00			-249,927,500.00
47311	COMM	313385UA2	FHDN DISC NOTE	Purchase	03/06/2026	03/09/2026	FHLB DISCOUNT	149,956,500.00			-149,956,500.00
47307	COMM	5148X1C92	LANDES DISC NOTE	Purchase	03/06/2026	03/09/2026	LANDES	124,962,083.33			-124,962,083.33
46723	COMM	313385TX4	FHDN DISC NOTE	Redemption	03/06/2026	03/06/2026	FHLB DISCOUNT		100,000,000.00		100,000,000.00
47302	COMM	5148X1C68	LANDES DISC NOTE	Redemption	03/06/2026	03/06/2026	LANDES		125,000,000.00		125,000,000.00
47303	COMM	16536JC62	CHES DISC NOTE	Redemption	03/06/2026	03/06/2026	CHESHAM FINANCE		75,000,000.00		75,000,000.00
47304	COMM	14178MC63	CARGIL DISC NOTE	Redemption	03/06/2026	03/06/2026	CARGILL INC		50,000,000.00		50,000,000.00
47305	COMM	313385TX4	FHDN DISC NOTE	Redemption	03/06/2026	03/06/2026	FHLB DISCOUNT		250,000,000.00		250,000,000.00
47306	COMM	313385TX4	FHDN DISC NOTE	Redemption	03/06/2026	03/06/2026	FHLB DISCOUNT		150,000,000.00		150,000,000.00
47314	COMM	14178MCA4	CARGIL DISC NOTE	Purchase	03/09/2026	03/10/2026	CARGILL INC	49,994,944.44			-49,994,944.44
47313	COMM	16536JCA3	CHES DISC NOTE	Purchase	03/09/2026	03/10/2026	CHESHAM FINANCE	74,992,354.17			-74,992,354.17
47315	COMM	313385UB0	FHDN DISC NOTE	Purchase	03/09/2026	03/10/2026	FHLB DISCOUNT	249,975,763.90			-249,975,763.90
47316	COMM	313385UB0	FHDN DISC NOTE	Purchase	03/09/2026	03/10/2026	FHLB DISCOUNT	149,985,459.00			-149,985,459.00
47312	COMM	5148X1CA9	LANDES DISC NOTE	Purchase	03/09/2026	03/10/2026	LANDES	124,987,361.10			-124,987,361.10
47307	COMM	5148X1C92	LANDES DISC NOTE	Redemption	03/09/2026	03/09/2026	LANDES		125,000,000.00		125,000,000.00
47308	COMM	16536JC96	CHES DISC NOTE	Redemption	03/09/2026	03/09/2026	CHESHAM FINANCE		75,000,000.00		75,000,000.00
47309	COMM	14178MC97	CARGIL DISC NOTE	Redemption	03/09/2026	03/09/2026	CARGILL INC		50,000,000.00		50,000,000.00
47310	COMM	313385UA2	FHDN DISC NOTE	Redemption	03/09/2026	03/09/2026	FHLB DISCOUNT		250,000,000.00		250,000,000.00
47311	COMM	313385UA2	FHDN DISC NOTE	Redemption	03/09/2026	03/09/2026	FHLB DISCOUNT		150,000,000.00		150,000,000.00
42578	COMM	931142EX7	WALMART INC, SR	Interest	03/09/2026	09/09/2027	WALMART			197,500.00	197,500.00

SANTA CLARA COUNTY INVESTMENTS
Transaction Activity Report
Sorted by Fund - Transaction Date

Investment #	Fund	CUSIP	Inv Descrip	TransactionType	TransactionDate	MaturityDate	Issuer	New Principal	Principal Paydowns	Interest	Total Cash
43656	COMM	31424WCU4	FAMCA 5.63% MAT	Interest	03/09/2026	12/07/2026	FARMER MAC			449,196.43	449,196.43
47320	COMM	14178MCB2	CARGIL DISC NOTE	Purchase	03/10/2026	03/11/2026	CARGILL INC	49,994,944.44			-49,994,944.44
47319	COMM	16536JCB1	CHES DISC NOTE	Purchase	03/10/2026	03/11/2026	CHESHAM FINANCE	74,992,354.17			-74,992,354.17
47321	COMM	313385UC8	FHDN DISC NOTE	Purchase	03/10/2026	03/11/2026	FHLB DISCOUNT	249,975,700.00			-249,975,700.00
47322	COMM	313385UC8	FHDN DISC NOTE	Purchase	03/10/2026	03/11/2026	FHLB DISCOUNT	149,985,417.00			-149,985,417.00
47318	COMM	5148X1CB7	LANDES DISC NOTE	Purchase	03/10/2026	03/11/2026	LANDES	124,987,395.83			-124,987,395.83
47312	COMM	5148X1CA9	LANDES DISC NOTE	Redemption	03/10/2026	03/10/2026	LANDES		125,000,000.00		125,000,000.00
47313	COMM	16536JCA3	CHES DISC NOTE	Redemption	03/10/2026	03/10/2026	CHESHAM FINANCE		75,000,000.00		75,000,000.00
47314	COMM	14178MCA4	CARGIL DISC NOTE	Redemption	03/10/2026	03/10/2026	CARGILL INC		50,000,000.00		50,000,000.00
47315	COMM	313385UB0	FHDN DISC NOTE	Redemption	03/10/2026	03/10/2026	FHLB DISCOUNT		250,000,000.00		250,000,000.00
47316	COMM	313385UB0	FHDN DISC NOTE	Redemption	03/10/2026	03/10/2026	FHLB DISCOUNT		150,000,000.00		150,000,000.00
41408	COMM	3133EM4X7	FEDERAL FARM CR	Interest	03/10/2026	09/10/2026	FFCB NOTES			51,184.00	51,184.00
41209	COMM	14687TAC1	CRVNA 0.49% MAT	Interest	03/10/2026	03/10/2026	CARVANA AUTO			12.02	12.02
41209	COMM	14687TAC1	CRVNA 0.49% MAT	Redemption	03/10/2026	03/10/2026	CARVANA AUTO		25,834.33		25,834.33
47328	COMM	14178MCC0	CARGIL DISC NOTE	Purchase	03/11/2026	03/12/2026	CARGILL INC	49,994,944.44			-49,994,944.44
47327	COMM	16536JCC9	CHES DISC NOTE	Purchase	03/11/2026	03/12/2026	CHESHAM FINANCE	74,992,354.17			-74,992,354.17
47329	COMM	313385UD6	FHDN DISC NOTE	Purchase	03/11/2026	03/12/2026	FHLB DISCOUNT	249,975,347.20			-249,975,347.20
47330	COMM	313385UD6	FHDN DISC NOTE	Purchase	03/11/2026	03/12/2026	FHLB DISCOUNT	149,985,208.50			-149,985,208.50
47326	COMM	5148X1CC5	LANDES DISC NOTE	Purchase	03/11/2026	03/12/2026	LANDES	124,987,395.83			-124,987,395.83
47318	COMM	5148X1CB7	LANDES DISC NOTE	Redemption	03/11/2026	03/11/2026	LANDES		125,000,000.00		125,000,000.00
47319	COMM	16536JCB1	CHES DISC NOTE	Redemption	03/11/2026	03/11/2026	CHESHAM FINANCE		75,000,000.00		75,000,000.00
47320	COMM	14178MCB2	CARGIL DISC NOTE	Redemption	03/11/2026	03/11/2026	CARGILL INC		50,000,000.00		50,000,000.00
47321	COMM	313385UC8	FHDN DISC NOTE	Redemption	03/11/2026	03/11/2026	FHLB DISCOUNT		250,000,000.00		250,000,000.00
47322	COMM	313385UC8	FHDN DISC NOTE	Redemption	03/11/2026	03/11/2026	FHLB DISCOUNT		150,000,000.00		150,000,000.00
46470	COMM	3133ETXG7	FFCB 4.645% MAT	Interest	03/11/2026	09/11/2028	FFCB NOTES			487,819.45	487,819.45
47334	COMM	14178MCD8	CARGIL DISC NOTE	Purchase	03/12/2026	03/13/2026	CARGILL INC	49,994,944.44			-49,994,944.44
47333	COMM	16536JCD7	CHES DISC NOTE	Purchase	03/12/2026	03/13/2026	CHESHAM FINANCE	74,992,354.17			-74,992,354.17
47335	COMM	313385UE4	FHDN DISC NOTE	Purchase	03/12/2026	03/13/2026	FHLB DISCOUNT	249,975,425.00			-249,975,425.00
47336	COMM	313385UE4	FHDN DISC NOTE	Purchase	03/12/2026	03/13/2026	FHLB DISCOUNT	149,985,250.50			-149,985,250.50
47332	COMM	5148X1CD3	LANDES DISC NOTE	Purchase	03/12/2026	03/13/2026	LANDES	124,987,395.83			-124,987,395.83
40461	COMM	SYS40461	DGCXX 0.%	Purchase	03/12/2026		DREYFUS	190,000,000.00			-190,000,000.00
47326	COMM	5148X1CC5	LANDES DISC NOTE	Redemption	03/12/2026	03/12/2026	LANDES		125,000,000.00		125,000,000.00
47327	COMM	16536JCC9	CHES DISC NOTE	Redemption	03/12/2026	03/12/2026	CHESHAM FINANCE		75,000,000.00		75,000,000.00
47328	COMM	14178MCC0	CARGIL DISC NOTE	Redemption	03/12/2026	03/12/2026	CARGILL INC		50,000,000.00		50,000,000.00
47329	COMM	313385UD6	FHDN DISC NOTE	Redemption	03/12/2026	03/12/2026	FHLB DISCOUNT		250,000,000.00		250,000,000.00
47330	COMM	313385UD6	FHDN DISC NOTE	Redemption	03/12/2026	03/12/2026	FHLB DISCOUNT		150,000,000.00		150,000,000.00
47324	COMM	023135DD5	AMZN 4.25% MAT	Purchase	03/13/2026	03/13/2031	AMAZON	54,912,000.00			-54,912,000.00
47339	COMM	14178MCG1	CARGIL DISC NOTE	Purchase	03/13/2026	03/16/2026	CARGILL INC	49,984,833.33			-49,984,833.33
47338	COMM	16536JCG0	CHES DISC NOTE	Purchase	03/13/2026	03/16/2026	CHESHAM FINANCE	74,977,062.50			-74,977,062.50
47331	COMM	79466LAR5	CRM 4.65% MAT	Purchase	03/13/2026	03/15/2029	Salesforce Inc	29,993,400.00			-29,993,400.00
47340	COMM	313385UH7	FHDN DISC NOTE	Purchase	03/13/2026	03/16/2026	FHLB DISCOUNT	249,925,833.35			-249,925,833.35

SANTA CLARA COUNTY INVESTMENTS
Transaction Activity Report
Sorted by Fund - Transaction Date

Investment #	Fund	CUSIP	Inv Descrip	TransactionType	TransactionDate	MaturityDate	Issuer	New Principal	Principal Paydowns	Interest	Total Cash
47341	COMM	313385UH7	FHDN DISC NOTE	Purchase	03/13/2026	03/16/2026	FHLB DISCOUNT	149,955,499.50			-149,955,499.50
47337	COMM	5148X1CG6	LANDES DISC NOTE	Purchase	03/13/2026	03/16/2026	LANDES	124,962,083.33			-124,962,083.33
47317	COMM	92348KFC2	VZMT 3.94% MAT	Purchase	03/13/2026	02/20/2031	VERIZON MASTER	39,994,432.00			-39,994,432.00
47025	COMM	2546R3CD4	WALTPP DISC NOTE	Redemption	03/13/2026	03/13/2026	WALT DISNEY		80,000,000.00		80,000,000.00
47332	COMM	5148X1CD3	LANDES DISC NOTE	Redemption	03/13/2026	03/13/2026	LANDES		125,000,000.00		125,000,000.00
47333	COMM	16536JCD7	CHES DISC NOTE	Redemption	03/13/2026	03/13/2026	CHESHAM FINANCE		75,000,000.00		75,000,000.00
47334	COMM	14178MCD8	CARGIL DISC NOTE	Redemption	03/13/2026	03/13/2026	CARGILL INC		50,000,000.00		50,000,000.00
47335	COMM	313385UE4	FHDN DISC NOTE	Redemption	03/13/2026	03/13/2026	FHLB DISCOUNT		250,000,000.00		250,000,000.00
47336	COMM	313385UE4	FHDN DISC NOTE	Redemption	03/13/2026	03/13/2026	FHLB DISCOUNT		150,000,000.00		150,000,000.00
47344	COMM	14178MCH9	CARGIL DISC NOTE	Purchase	03/16/2026	03/17/2026	CARGILL INC	49,994,944.44			-49,994,944.44
47343	COMM	16536JCH8	CHES DISC NOTE	Purchase	03/16/2026	03/17/2026	CHESHAM FINANCE	74,992,354.17			-74,992,354.17
47345	COMM	313385UJ3	FHDN DISC NOTE	Purchase	03/16/2026	03/17/2026	FHLB DISCOUNT	249,975,000.00			-249,975,000.00
47346	COMM	313385UJ3	FHDN DISC NOTE	Purchase	03/16/2026	03/17/2026	FHLB DISCOUNT	149,985,000.00			-149,985,000.00
47342	COMM	5148X1CH4	LANDES DISC NOTE	Purchase	03/16/2026	03/17/2026	LANDES	124,987,361.10			-124,987,361.10
47337	COMM	5148X1CG6	LANDES DISC NOTE	Redemption	03/16/2026	03/16/2026	LANDES		125,000,000.00		125,000,000.00
47338	COMM	16536JCG0	CHES DISC NOTE	Redemption	03/16/2026	03/16/2026	CHESHAM FINANCE		75,000,000.00		75,000,000.00
47339	COMM	14178MCG1	CARGIL DISC NOTE	Redemption	03/16/2026	03/16/2026	CARGILL INC		50,000,000.00		50,000,000.00
47340	COMM	313385UH7	FHDN DISC NOTE	Redemption	03/16/2026	03/16/2026	FHLB DISCOUNT		250,000,000.00		250,000,000.00
47341	COMM	313385UH7	FHDN DISC NOTE	Redemption	03/16/2026	03/16/2026	FHLB DISCOUNT		150,000,000.00		150,000,000.00
41365	COMM	3130ANVR8	FEDERAL HOME	Interest	03/16/2026	08/14/2026	FHLB NOTES			120,000.00	120,000.00
41908	COMM	084664CZ2	BRK 2.3% MAT	Interest	03/16/2026	03/15/2027	BERKSHIRE			460,000.00	460,000.00
46866	COMM	58933YBW4	MERCK 3.85% MAT	Interest	03/16/2026	03/15/2029	MERCK & CO			216,027.76	216,027.76
42116	COMM	14043QAC6	COPAR 3.17% MAT	Interest	03/16/2026	04/15/2027	CAPITAL ONE			34.38	34.38
42116	COMM	14043QAC6	COPAR 3.17% MAT	Redemption	03/16/2026	04/15/2027	CAPITAL ONE		13,014.32		13,014.32
42879	COMM	58770AAC7	MBART 4.51% MAT	Interest	03/16/2026	11/15/2027	MERCEDES -BENZ			9,068.62	9,068.62
42879	COMM	58770AAC7	MBART 4.51% MAT	Redemption	03/16/2026	11/15/2027	MERCEDES -BENZ		399,189.11		399,189.11
42890	COMM	891940AC2	TAOT 4.63% MAT	Interest	03/16/2026	09/15/2027	TOYOTA AUTO REC			20,910.25	20,910.25
42890	COMM	891940AC2	TAOT 4.63% MAT	Redemption	03/16/2026	09/15/2027	TOYOTA AUTO REC		834,848.93		834,848.93
42944	COMM	14043KAH8	COPAR 4.87% MAT	Interest	03/16/2026	02/15/2028	CAPITAL ONE			13,673.01	13,673.01
42944	COMM	14043KAH8	COPAR 4.87% MAT	Redemption	03/16/2026	02/15/2028	CAPITAL ONE		417,372.05		417,372.05
42945	COMM	41285JAD0	HDMOT 5.05% MAT	Interest	03/16/2026	12/15/2027	HARLEY-DAVIDSON			11,873.41	11,873.41
42945	COMM	41285JAD0	HDMOT 5.05% MAT	Redemption	03/16/2026	12/15/2027	HARLEY-DAVIDSON		529,558.28		529,558.28
43065	COMM	448979AD6	HART 4.58% MAT	Interest	03/16/2026	04/15/2027	HYUNDAI AUTO			2,672.08	2,672.08
43065	COMM	448979AD6	HART 4.58% MAT	Redemption	03/16/2026	04/15/2027	HYUNDAI AUTO		471,086.65		471,086.65
43130	COMM	65480WAD3	NAROT 4.91% MAT	Interest	03/16/2026	11/15/2027	NISSAN AUTO			35,032.14	35,032.14
43130	COMM	65480WAD3	NAROT 4.91% MAT	Redemption	03/16/2026	11/15/2027	NISSAN AUTO		1,269,902.17		1,269,902.17
43212	COMM	437927AC0	HAROT 4.93% MAT	Interest	03/16/2026	11/15/2027	HONDA AUTO			30,428.86	30,428.86
43212	COMM	437927AC0	HAROT 4.93% MAT	Redemption	03/16/2026	11/15/2027	HONDA AUTO		907,783.61		907,783.61
43249	COMM	02582JJZ4	AMXCA 4.87% MAT	Interest	03/16/2026	05/15/2028	AMERICAN			76,093.74	76,093.74
43249	COMM	02582JJZ4	AMXCA 4.87% MAT	Redemption	03/16/2026	05/15/2028	AMERICAN		751,477.21		751,477.21
43276	COMM	254683CZ6	DCENT 4.93% MAT	Interest	03/16/2026	06/15/2028	DISCOVER CARD			123,249.99	123,249.99

SANTA CLARA COUNTY INVESTMENTS
Transaction Activity Report
Sorted by Fund - Transaction Date

Investment #	Fund	CUSIP	Inv Descrip	TransactionType	TransactionDate	MaturityDate	Issuer	New Principal	Principal Paydowns	Interest	Total Cash
43276	COMM	254683CZ6	DCENT 4.93% MAT	Redemption	03/16/2026	06/15/2028	DISCOVER CARD		1,162,104.33		1,162,104.33
43277	COMM	477920AC6	JDOT 5.18% MAT	Interest	03/16/2026	03/15/2028	JOHN DEERE			26,325.54	26,325.54
43277	COMM	477920AC6	JDOT 5.18% MAT	Redemption	03/16/2026	03/15/2028	JOHN DEERE		677,764.88		677,764.88
43476	COMM	233868AC2	DTRT 5.9% MAT	Interest	03/16/2026	03/15/2027	DAIMLET TRUCKS			30,368.30	30,368.30
43476	COMM	233868AC2	DTRT 5.9% MAT	Redemption	03/16/2026	03/15/2027	DAIMLET TRUCKS		1,225,099.46		1,225,099.46
43562	COMM	44918CAD4	HART 5.54% MAT	Interest	03/16/2026	10/16/2028	HYUNDAI AUTO			24,639.78	24,639.78
43562	COMM	44918CAD4	HART 5.54% MAT	Redemption	03/16/2026	10/16/2028	HYUNDAI AUTO		421,393.81		421,393.81
43894	COMM	437918AC9	HAROT 5.21% MAT	Interest	03/16/2026	08/15/2028	HONDA AUTO			79,210.98	79,210.98
43894	COMM	437918AC9	HAROT 5.21% MAT	Redemption	03/16/2026	08/15/2028	HONDA AUTO		1,372,259.56		1,372,259.56
43954	COMM	47800RAD5	JDOT 4.96% MAT	Interest	03/16/2026	11/15/2028	JOHN DEERE			29,140.77	29,140.77
43954	COMM	47800RAD5	JDOT 4.96% MAT	Redemption	03/16/2026	11/15/2028	JOHN DEERE		361,633.87		361,633.87
44096	COMM	02582JKH2	AMXCA 5.23% MAT	Interest	03/16/2026	04/16/2029	AMERICAN			196,124.99	196,124.99
44096	COMM	02582JKH2	AMXCA 5.23% MAT	Redemption	03/16/2026	04/16/2029	AMERICAN		1,232,905.81		1,232,905.81
44212	COMM	412922AC0	HDMOT 5.54% MAT	Interest	03/16/2026	03/15/2029	HARLEY-DAVIDSON			70,668.51	70,668.51
44212	COMM	412922AC0	HDMOT 5.54% MAT	Redemption	03/16/2026	03/15/2029	HARLEY-DAVIDSON		1,070,395.22		1,070,395.22
44231	COMM	58770JAD6	MBALT 5.66% MAT	Interest	03/16/2026	01/18/2028	MERCEDES-BENZ			53,200.00	53,200.00
44231	COMM	58770JAD6	MBALT 5.66% MAT	Redemption	03/16/2026	01/18/2028	MERCEDES-BENZ		697,165.84		697,165.84
44334	COMM	47786WAB6	JDOT 5.42% MAT	Interest	03/16/2026	05/17/2027	JOHN DEERE			9,523.13	9,523.13
44334	COMM	47786WAB6	JDOT 5.42% MAT	Redemption	03/16/2026	05/17/2027	JOHN DEERE		2,108,440.27		2,108,440.27
44697	COMM	477911AC5	JDOT 5.773% MAT	Interest	03/16/2026	08/16/2027	JOHN DEERE			11,301.86	11,301.86
44697	COMM	477911AC5	JDOT 5.773% MAT	Redemption	03/16/2026	08/16/2027	JOHN DEERE		924,270.66		924,270.66
44748	COMM	02007NAC2	US Auto ALLYA	Interest	03/16/2026	07/16/2029	ALLY AUTO			24,007.06	24,007.06
44748	COMM	02007NAC2	US Auto ALLYA	Redemption	03/16/2026	07/16/2029	ALLY AUTO		475,020.04		475,020.04
44973	COMM	14290DAC5	CARMX 4.6% MAT	Interest	03/16/2026	10/15/2029	CARMAX AUTO			76,666.66	76,666.66
44973	COMM	14290DAC5	CARMX 4.6% MAT	Redemption	03/16/2026	10/15/2029	CARMAX AUTO		474,434.76		474,434.76
45282	COMM	14319WAD8	CARMX 4.84% MAT	Interest	03/16/2026	01/15/2030	CARMAX AUTO			70,583.33	70,583.33
45282	COMM	14319WAD8	CARMX 4.84% MAT	Redemption	03/16/2026	01/15/2030	CARMAX AUTO		379,412.93		379,412.93
45493	COMM	47800DAD6	JDOT 4.23% MAT	Interest	03/16/2026	09/17/2029	JOHN DEERE			74,025.00	74,025.00
45493	COMM	47800DAD6	JDOT 4.23% MAT	Redemption	03/16/2026	09/17/2029	JOHN DEERE		483,600.44		483,600.44
45793	COMM	14320AAD3	CARMX 4.48% MAT	Interest	03/16/2026	03/15/2030	CARMAX AUTO			42,933.33	42,933.33
45793	COMM	14320AAD3	CARMX 4.48% MAT	Redemption	03/16/2026	03/15/2030	CARMAX AUTO		235,185.46		235,185.46
45794	COMM	89231HAD8	TAOT 4.34% MAT	Interest	03/16/2026	11/15/2029	TOYOTA AUTO REC			19,891.67	19,891.67
45794	COMM	89231HAD8	TAOT 4.34% MAT	Redemption	03/16/2026	11/15/2029	TOYOTA AUTO REC		122,737.03		122,737.03
45851	COMM	362549AD9	GMCAR 4.28% MAT	Interest	03/16/2026	04/16/2030	GM FINANCIAL			30,316.69	30,316.69
45851	COMM	362549AD9	GMCAR 4.28% MAT	Redemption	03/16/2026	04/16/2030	GM FINANCIAL		169,605.66		169,605.66
45853	COMM	98164TAB8	WOART 4.38% MAT	Interest	03/16/2026	08/15/2028	WORLD OMNI AUTO			32,906.86	32,906.86
45853	COMM	98164TAB8	WOART 4.38% MAT	Redemption	03/16/2026	08/15/2028	WORLD OMNI AUTO		1,065,398.23		1,065,398.23
45854	COMM	02582JKP4	AMXCA 4.28% MAT	Interest	03/16/2026	04/15/2030	AMERICAN			85,600.01	85,600.01
45854	COMM	02582JKP4	AMXCA 4.28% MAT	Redemption	03/16/2026	04/15/2030	AMERICAN		478,948.41		478,948.41
45910	COMM	58768YAD7	MBALT 4.61% MAT	Interest	03/16/2026	04/16/2029	MERCEDES-BENZ			44,179.17	44,179.17
45910	COMM	58768YAD7	MBALT 4.61% MAT	Redemption	03/16/2026	04/16/2029	MERCEDES-BENZ		292,746.80		292,746.80

SANTA CLARA COUNTY INVESTMENTS
Transaction Activity Report
Sorted by Fund - Transaction Date

Investment #	Fund	CUSIP	Inv Descrip	TransactionType	TransactionDate	MaturityDate	Issuer	New Principal	Principal Paydowns	Interest	Total Cash
45932	COMM	65481GAB1	NAROT 4.5% MAT	Interest	03/16/2026	02/15/2028	NISSAN AUTO			56,733.41	56,733.41
45932	COMM	65481GAB1	NAROT 4.5% MAT	Redemption	03/16/2026	02/15/2028	NISSAN AUTO		1,369,587.91		1,369,587.91
45935	COMM	41284XAD0	HDMOT 4.9% MAT	Interest	03/16/2026	04/15/2030	HARLEY-DAVIDSON			77,833.34	77,833.34
45935	COMM	41284XAD0	HDMOT 4.9% MAT	Redemption	03/16/2026	04/15/2030	HARLEY-DAVIDSON		394,322.59		394,322.59
46179	COMM	47800UAD8	JDOT 4.17% MAT	Interest	03/16/2026	12/17/2029	JOHN DEERE			114,675.00	114,675.00
46179	COMM	47800UAD8	JDOT 4.17% MAT	Redemption	03/16/2026	12/17/2029	JOHN DEERE		690,862.37		690,862.37
46758	COMM	43814XAD5	HAROT 3.98% MAT	Interest	03/16/2026	06/17/2030	HONDA AUTO			72,966.67	72,966.67
46758	COMM	43814XAD5	HAROT 3.98% MAT	Redemption	03/16/2026	06/17/2030	HONDA AUTO		394,755.30		394,755.30
47081	COMM	448970AD5	HALST 3.97% MAT	Interest	03/16/2026	12/15/2028	HYUNDAI AUTO			52,933.33	52,933.33
47081	COMM	448970AD5	HALST 3.97% MAT	Redemption	03/16/2026	12/15/2028	HYUNDAI AUTO		450,523.16		450,523.16
47088	COMM	89240KAD0	TAOT 3.86% MAT	Interest	03/16/2026	09/16/2030	TOYOTA AUTO REC			48,250.01	48,250.01
47088	COMM	89240KAD0	TAOT 3.86% MAT	Redemption	03/16/2026	09/16/2030	TOYOTA AUTO REC		249,791.58		249,791.58
47090	COMM	58770YAD3	MBALT 3.93% MAT	Interest	03/16/2026	01/15/2030	MERCEDES-BENZ			50,762.50	50,762.50
47090	COMM	58770YAD3	MBALT 3.93% MAT	Redemption	03/16/2026	01/15/2030	MERCEDES-BENZ		310,608.03		310,608.03
47124	COMM	189920AB7	CNH 3.82% MAT	Interest	03/16/2026	06/15/2029	CNH EQUIPMENT			63,666.66	63,666.66
47124	COMM	189920AB7	CNH 3.82% MAT	Redemption	03/16/2026	06/15/2029	CNH EQUIPMENT		476,123.05		476,123.05
47125	COMM	345276AD1	FORDL 4.0% MAT	Interest	03/16/2026	07/15/2029	FORD CREDIT AUTO			96,666.66	96,666.66
47125	COMM	345276AD1	FORDL 4.0% MAT	Redemption	03/16/2026	07/15/2029	FORD CREDIT AUTO		670,668.10		670,668.10
47127	COMM	14320XAB7	CARMX 3.87% MAT	Interest	03/16/2026	04/16/2029	CARMAX AUTO			37,087.50	37,087.50
47127	COMM	14320XAB7	CARMX 3.87% MAT	Redemption	03/16/2026	04/16/2029	CARMAX AUTO		280,914.95		280,914.95
47223	COMM	448981AD2	HART 3.79% MAT	Interest	03/16/2026	02/18/2031	HYUNDAI AUTO			55,428.75	55,428.75
47223	COMM	448981AD2	HART 3.79% MAT	Redemption	03/16/2026	02/18/2031	HYUNDAI AUTO		293,554.27		293,554.27
47261	COMM	65481HAD5	NALT 3.87% MAT	Interest	03/16/2026	03/15/2029	NISSAN AUTO			42,892.50	42,892.50
47261	COMM	65481HAD5	NALT 3.87% MAT	Redemption	03/16/2026	03/15/2029	NISSAN AUTO		538,648.41		538,648.41
47350	COMM	14178MCJ5	CARGIL DISC NOTE	Purchase	03/17/2026	03/18/2026	CARGILL INC	49,994,902.78			-49,994,902.78
47349	COMM	16536JCJ4	CHES DISC NOTE	Purchase	03/17/2026	03/18/2026	CHESHAM FINANCE	74,992,354.17			-74,992,354.17
47351	COMM	313385UK0	FHDN DISC NOTE	Purchase	03/17/2026	03/18/2026	FHLB DISCOUNT	249,975,069.45			-249,975,069.45
47352	COMM	313385UK0	FHDN DISC NOTE	Purchase	03/17/2026	03/18/2026	FHLB DISCOUNT	149,985,042.00			-149,985,042.00
47348	COMM	5148X1CJ0	LANDES DISC NOTE	Purchase	03/17/2026	03/18/2026	LANDES	124,987,395.83			-124,987,395.83
47342	COMM	5148X1CH4	LANDES DISC NOTE	Redemption	03/17/2026	03/17/2026	LANDES		125,000,000.00		125,000,000.00
47343	COMM	16536JCH8	CHES DISC NOTE	Redemption	03/17/2026	03/17/2026	CHESHAM FINANCE		75,000,000.00		75,000,000.00
47344	COMM	14178MCH9	CARGIL DISC NOTE	Redemption	03/17/2026	03/17/2026	CARGILL INC		50,000,000.00		50,000,000.00
47345	COMM	313385UJ3	FHDN DISC NOTE	Redemption	03/17/2026	03/17/2026	FHLB DISCOUNT		250,000,000.00		250,000,000.00
47346	COMM	313385UJ3	FHDN DISC NOTE	Redemption	03/17/2026	03/17/2026	FHLB DISCOUNT		150,000,000.00		150,000,000.00
41379	COMM	931142ER0	WALMART INC, NT	Interest	03/17/2026	09/17/2026	WALMART			52,500.00	52,500.00
47355	COMM	14178MCK2	CARGIL DISC NOTE	Purchase	03/18/2026	03/19/2026	CARGILL INC	49,994,916.67			-49,994,916.67
47354	COMM	16536JCK1	CHES DISC NOTE	Purchase	03/18/2026	03/19/2026	CHESHAM FINANCE	74,992,354.17			-74,992,354.17
47356	COMM	313385UL8	FHDN DISC NOTE	Purchase	03/18/2026	03/19/2026	FHLB DISCOUNT	249,975,069.45			-249,975,069.45
47357	COMM	313385UL8	FHDN DISC NOTE	Purchase	03/18/2026	03/19/2026	FHLB DISCOUNT	149,985,042.00			-149,985,042.00
47325	COMM	47787DAD3	JDOT 3.87% MAT	Purchase	03/18/2026	08/15/2030	JOHN DEERE	5,998,936.80			-5,998,936.80
47353	COMM	5148X1CK7	LANDES DISC NOTE	Purchase	03/18/2026	03/19/2026	LANDES	124,987,395.83			-124,987,395.83

SANTA CLARA COUNTY INVESTMENTS
Transaction Activity Report
Sorted by Fund - Transaction Date

Investment #	Fund	CUSIP	Inv Descrip	TransactionType	TransactionDate	MaturityDate	Issuer	New Principal	Principal Paydowns	Interest	Total Cash
47348	COMM	5148X1CJ0	LANDES DISC NOTE	Redemption	03/18/2026	03/18/2026	LANDES		125,000,000.00		125,000,000.00
47349	COMM	16536JCJ4	CHES DISC NOTE	Redemption	03/18/2026	03/18/2026	CHESHAM FINANCE		75,000,000.00		75,000,000.00
47350	COMM	14178MCJ5	CARGIL DISC NOTE	Redemption	03/18/2026	03/18/2026	CARGILL INC		50,000,000.00		50,000,000.00
47351	COMM	313385UK0	FHDN DISC NOTE	Redemption	03/18/2026	03/18/2026	FHLB DISCOUNT		250,000,000.00		250,000,000.00
47352	COMM	313385UK0	FHDN DISC NOTE	Redemption	03/18/2026	03/18/2026	FHLB DISCOUNT		150,000,000.00		150,000,000.00
43675	COMM	3133EPN76	FFCB 5.58% MAT	Interest	03/18/2026	12/18/2026	FFCB NOTES			443,500.00	443,500.00
47363	COMM	14178MCL0	CARGIL DISC NOTE	Purchase	03/19/2026	03/20/2026	CARGILL INC	49,994,916.67			-49,994,916.67
47362	COMM	16536JCL9	CHES DISC NOTE	Purchase	03/19/2026	03/20/2026	CHESHAM FINANCE	74,992,354.17			-74,992,354.17
47364	COMM	313385UM6	FHDN DISC NOTE	Purchase	03/19/2026	03/20/2026	FHLB DISCOUNT	249,975,000.00			-249,975,000.00
47365	COMM	313385UM6	FHDN DISC NOTE	Purchase	03/19/2026	03/20/2026	FHLB DISCOUNT	149,985,000.00			-149,985,000.00
47347	COMM	3140Q1Z78	FNAM 4.02% MAT	Purchase	03/19/2026	01/01/2031	FNMA	38,736,676.83			-38,736,676.83
47361	COMM	5148X1CL5	LANDES DISC NOTE	Purchase	03/19/2026	03/20/2026	LANDES	124,987,395.83			-124,987,395.83
46732	COMM	313385UL8	FHDN DISC NOTE	Redemption	03/19/2026	03/19/2026	FHLB DISCOUNT		100,000,000.00		100,000,000.00
47353	COMM	5148X1CK7	LANDES DISC NOTE	Redemption	03/19/2026	03/19/2026	LANDES		125,000,000.00		125,000,000.00
47354	COMM	16536JCK1	CHES DISC NOTE	Redemption	03/19/2026	03/19/2026	CHESHAM FINANCE		75,000,000.00		75,000,000.00
47355	COMM	14178MCK2	CARGIL DISC NOTE	Redemption	03/19/2026	03/19/2026	CARGILL INC		50,000,000.00		50,000,000.00
47356	COMM	313385UL8	FHDN DISC NOTE	Redemption	03/19/2026	03/19/2026	FHLB DISCOUNT		250,000,000.00		250,000,000.00
47357	COMM	313385UL8	FHDN DISC NOTE	Redemption	03/19/2026	03/19/2026	FHLB DISCOUNT		150,000,000.00		150,000,000.00
47368	COMM	14178MCP1	CARGIL DISC NOTE	Purchase	03/20/2026	03/23/2026	CARGILL INC	49,984,750.00			-49,984,750.00
47367	COMM	16536JCP0	CHES DISC NOTE	Purchase	03/20/2026	03/23/2026	CHESHAM FINANCE	74,977,062.50			-74,977,062.50
47369	COMM	313385UQ7	FHDN DISC NOTE	Purchase	03/20/2026	03/23/2026	FHLB DISCOUNT	249,925,000.00			-249,925,000.00
47370	COMM	313385UQ7	FHDN DISC NOTE	Purchase	03/20/2026	03/23/2026	FHLB DISCOUNT	149,955,000.00			-149,955,000.00
47366	COMM	5148X1CP6	LANDES DISC NOTE	Purchase	03/20/2026	03/23/2026	LANDES	124,962,187.50			-124,962,187.50
47361	COMM	5148X1CL5	LANDES DISC NOTE	Redemption	03/20/2026	03/20/2026	LANDES		125,000,000.00		125,000,000.00
47362	COMM	16536JCL9	CHES DISC NOTE	Redemption	03/20/2026	03/20/2026	CHESHAM FINANCE		75,000,000.00		75,000,000.00
47363	COMM	14178MCL0	CARGIL DISC NOTE	Redemption	03/20/2026	03/20/2026	CARGILL INC		50,000,000.00		50,000,000.00
47364	COMM	313385UM6	FHDN DISC NOTE	Redemption	03/20/2026	03/20/2026	FHLB DISCOUNT		250,000,000.00		250,000,000.00
47365	COMM	313385UM6	FHDN DISC NOTE	Redemption	03/20/2026	03/20/2026	FHLB DISCOUNT		150,000,000.00		150,000,000.00
44629	COMM	73328AAD1	PILOT 4.67% MAT	Interest	03/20/2026	11/22/2027	PORSCHE			29,187.50	29,187.50
44629	COMM	73328AAD1	PILOT 4.67% MAT	Redemption	03/20/2026	11/22/2027	PORSCHE		673,944.86		673,944.86
44817	COMM	881934AD5	TESLA 2024-B A3	Interest	03/20/2026	11/20/2026	TESLA AUTO LEASE			109,739.08	109,739.08
44817	COMM	881934AD5	TESLA 2024-B A3	Redemption	03/20/2026	11/20/2026	TESLA AUTO LEASE		1,894,976.74		1,894,976.74
44988	COMM	92868RAD0	VALET 2024-1 A3	Interest	03/20/2026	07/20/2029	VOLKSWAGEN			57,875.00	57,875.00
44988	COMM	92868RAD0	VALET 2024-1 A3	Redemption	03/20/2026	07/20/2029	VOLKSWAGEN		378,030.13		378,030.13
45606	COMM	92348KDZ3	VZMT 4.88% MAT	Interest	03/20/2026	03/20/2030	VERIZON MASTER			67,321.12	67,321.12
45606	COMM	92348KDZ3	VZMT 4.88% MAT	Redemption	03/20/2026	03/20/2030	VERIZON MASTER		424,469.51		424,469.51
45850	COMM	05594BAD8	BAAT 4.35% MAT	Interest	03/20/2026	11/20/2029	BANK OF AMERICA			27,187.50	27,187.50
45850	COMM	05594BAD8	BAAT 4.35% MAT	Redemption	03/20/2026	11/20/2029	BANK OF AMERICA		167,337.90		167,337.90
45933	COMM	362962AD4	GMALT 4.58% MAT	Interest	03/20/2026	05/22/2028	GM FIN'CL AUTO			73,470.86	73,470.86
45933	COMM	362962AD4	GMALT 4.58% MAT	Redemption	03/20/2026	05/22/2028	GM FIN'CL AUTO		684,000.57		684,000.57
46034	COMM	92868WAD9	VWALT 4.5% MAT	Interest	03/20/2026	06/20/2028	VOLKSWAGEN			53,437.50	53,437.50

SANTA CLARA COUNTY INVESTMENTS
Transaction Activity Report
Sorted by Fund - Transaction Date

Investment #	Fund	CUSIP	Inv Descrip	TransactionType	TransactionDate	MaturityDate	Issuer	New Principal	Principal Paydowns	Interest	Total Cash
46034	COMM	92868WAD9	VWALT 4.5% MAT	Redemption	03/20/2026	06/20/2028	VOLKSWAGEN		504,416.52		504,416.52
46307	COMM	379965AD8	GMALT 4.17% MAT	Interest	03/20/2026	08/21/2028	GM FIN'CL AUTO			57,337.52	57,337.52
46307	COMM	379965AD8	GMALT 4.17% MAT	Redemption	03/20/2026	08/21/2028	GM FIN'CL AUTO		523,729.31		523,729.31
46346	COMM	858933AC8	SFUEL 4.27% MAT	Interest	03/20/2026	01/22/2029	STELLATINS			96,074.99	96,074.99
46346	COMM	858933AC8	SFUEL 4.27% MAT	Redemption	03/20/2026	01/22/2029	STELLATINS		735,091.97		735,091.97
46817	COMM	92869QAD1	VALET 3.92% MAT	Interest	03/20/2026	03/20/2030	VOLKSWAGEN			56,350.01	56,350.01
46817	COMM	92869QAD1	VALET 3.92% MAT	Redemption	03/20/2026	03/20/2030	VOLKSWAGEN		336,458.93		336,458.93
46818	COMM	92348KEV1	VZMT 3.96% MAT	Interest	03/20/2026	10/21/2030	VERIZON MASTER			72,600.00	72,600.00
46818	COMM	92348KEV1	VZMT 3.96% MAT	Redemption	03/20/2026	10/21/2030	VERIZON MASTER		365,862.21		365,862.21
47225	COMM	89240MAD6	TLOT 3.82% MAT	Interest	03/20/2026	02/20/2029	TOYOTA LEASE			133,063.35	133,063.35
47225	COMM	89240MAD6	TLOT 3.82% MAT	Redemption	03/20/2026	02/20/2029	TOYOTA LEASE		1,003,952.34		1,003,952.34
47374	COMM	14178MCO9	CARGIL DISC NOTE	Purchase	03/23/2026	03/24/2026	CARGILL INC	49,994,916.67			-49,994,916.67
47373	COMM	16536JCO8	CHES DISC NOTE	Purchase	03/23/2026	03/24/2026	CHESHAM FINANCE	74,992,354.17			-74,992,354.17
47375	COMM	313385UR5	FHDN DISC NOTE	Purchase	03/23/2026	03/24/2026	FHLB DISCOUNT	249,975,000.00			-249,975,000.00
47376	COMM	313385UR5	FHDN DISC NOTE	Purchase	03/23/2026	03/24/2026	FHLB DISCOUNT	149,985,000.00			-149,985,000.00
47372	COMM	5148X1CQ4	LANDES DISC NOTE	Purchase	03/23/2026	03/24/2026	LANDES	124,987,395.83			-124,987,395.83
47366	COMM	5148X1CP6	LANDES DISC NOTE	Redemption	03/23/2026	03/23/2026	LANDES		125,000,000.00		125,000,000.00
47367	COMM	16536JCP0	CHES DISC NOTE	Redemption	03/23/2026	03/23/2026	CHESHAM FINANCE		75,000,000.00		75,000,000.00
47368	COMM	14178MCP1	CARGIL DISC NOTE	Redemption	03/23/2026	03/23/2026	CARGILL INC		50,000,000.00		50,000,000.00
47369	COMM	313385UQ7	FHDN DISC NOTE	Redemption	03/23/2026	03/23/2026	FHLB DISCOUNT		250,000,000.00		250,000,000.00
47370	COMM	313385UQ7	FHDN DISC NOTE	Redemption	03/23/2026	03/23/2026	FHLB DISCOUNT		150,000,000.00		150,000,000.00
42950	COMM	43815JAC7	HAROT 5.04% MAT	Interest	03/23/2026	04/21/2027	HONDA AUTO			7,607.17	7,607.17
42950	COMM	43815JAC7	HAROT 5.04% MAT	Redemption	03/23/2026	04/21/2027	HONDA AUTO		554,220.10		554,220.10
45785	COMM	24703UAC7	DEFT 4.68% MAT	Interest	03/23/2026	07/22/2027	DELL EQUIPMENT			20,149.33	20,149.33
45785	COMM	24703UAC7	DEFT 4.68% MAT	Redemption	03/23/2026	07/22/2027	DELL EQUIPMENT		963,064.52		963,064.52
47226	COMM	43815CAD0	HAROT 3.78% MAT	Interest	03/23/2026	09/23/2030	HONDA AUTO			64,102.50	64,102.50
47226	COMM	43815CAD0	HAROT 3.78% MAT	Redemption	03/23/2026	09/23/2030	HONDA AUTO		305,581.53		305,581.53
47379	COMM	14178MCR7	CARGIL DISC NOTE	Purchase	03/24/2026	03/25/2026	CARGILL INC	49,994,930.56			-49,994,930.56
47378	COMM	16536JCR6	CHES DISC NOTE	Purchase	03/24/2026	03/25/2026	CHESHAM FINANCE	74,992,354.17			-74,992,354.17
47380	COMM	313385US3	FHDN DISC NOTE	Purchase	03/24/2026	03/25/2026	FHLB DISCOUNT	249,974,930.55			-249,974,930.55
47381	COMM	313385US3	FHDN DISC NOTE	Purchase	03/24/2026	03/25/2026	FHLB DISCOUNT	149,984,958.00			-149,984,958.00
47371	COMM	3136GCX34	FNMAC 4.35% MAT	Purchase	03/24/2026	03/24/2031	FNMA CALLABLE	35,000,000.00			-35,000,000.00
47377	COMM	5148X1CR2	LANDES DISC NOTE	Purchase	03/24/2026	03/25/2026	LANDES	124,987,395.83			-124,987,395.83
47360	COMM	92868CAD3	VWALT 4.17% MAT	Purchase	03/24/2026	03/20/2029	VOLKSWAGEN	54,997,327.00			-54,997,327.00
47382	COMM	459053ZT4	WBDN DISC NOTE	Purchase	03/24/2026	07/24/2026	WORLD BANK	138,273,021.60			-138,273,021.60
47372	COMM	5148X1CQ4	LANDES DISC NOTE	Redemption	03/24/2026	03/24/2026	LANDES		125,000,000.00		125,000,000.00
47373	COMM	16536JCO8	CHES DISC NOTE	Redemption	03/24/2026	03/24/2026	CHESHAM FINANCE		75,000,000.00		75,000,000.00
47374	COMM	14178MCO9	CARGIL DISC NOTE	Redemption	03/24/2026	03/24/2026	CARGILL INC		50,000,000.00		50,000,000.00
47375	COMM	313385UR5	FHDN DISC NOTE	Redemption	03/24/2026	03/24/2026	FHLB DISCOUNT		250,000,000.00		250,000,000.00
47376	COMM	313385UR5	FHDN DISC NOTE	Redemption	03/24/2026	03/24/2026	FHLB DISCOUNT		150,000,000.00		150,000,000.00
47386	COMM	14178MCS5	CARGIL DISC NOTE	Purchase	03/25/2026	03/26/2026	CARGILL INC	49,994,930.56			-49,994,930.56

SANTA CLARA COUNTY INVESTMENTS
Transaction Activity Report
Sorted by Fund - Transaction Date

Investment #	Fund	CUSIP	Inv Descrip	TransactionType	TransactionDate	MaturityDate	Issuer	New Principal	Principal Paydowns	Interest	Total Cash
47385	COMM	16536JCS4	CHES DISC NOTE	Purchase	03/25/2026	03/26/2026	CHESHAM FINANCE	74,992,354.17			-74,992,354.17
47387	COMM	313385UT1	FHDN DISC NOTE	Purchase	03/25/2026	03/26/2026	FHLB DISCOUNT	249,974,930.55			-249,974,930.55
47388	COMM	313385UT1	FHDN DISC NOTE	Purchase	03/25/2026	03/26/2026	FHLB DISCOUNT	149,984,958.00			-149,984,958.00
47384	COMM	5148X1CS0	LANDES DISC NOTE	Purchase	03/25/2026	03/26/2026	LANDES	124,987,395.83			-124,987,395.83
47390	COMM	66815BGH8	NWMLIC DISC NOTE	Purchase	03/25/2026	07/17/2026	NORTHWESTERN	54,338,166.66			-54,338,166.66
47359	COMM	98164XAC7	WOLS 4.14% MAT	Purchase	03/25/2026	05/15/2029	WORLD OMNI	59,993,814.00			-59,993,814.00
47377	COMM	5148X1CR2	LANDES DISC NOTE	Redemption	03/25/2026	03/25/2026	LANDES		125,000,000.00		125,000,000.00
47378	COMM	16536JCR6	CHES DISC NOTE	Redemption	03/25/2026	03/25/2026	CHESHAM FINANCE		75,000,000.00		75,000,000.00
47379	COMM	14178MCR7	CARGIL DISC NOTE	Redemption	03/25/2026	03/25/2026	CARGILL INC		50,000,000.00		50,000,000.00
47380	COMM	313385US3	FHDN DISC NOTE	Redemption	03/25/2026	03/25/2026	FHLB DISCOUNT		250,000,000.00		250,000,000.00
47381	COMM	313385US3	FHDN DISC NOTE	Redemption	03/25/2026	03/25/2026	FHLB DISCOUNT		150,000,000.00		150,000,000.00
41954	COMM	3130ARFG1	FEDERAL HOME	Interest	03/25/2026	03/25/2027	FHLB NOTES			240,000.00	240,000.00
39654	COMM	3137BP4J5	FNAM 2.446% MAT	Interest	03/25/2026	03/25/2026	FHLMC			757.47	757.47
39654	COMM	3137BP4J5	FNAM 2.446% MAT	Redemption	03/25/2026	03/25/2026	FHLMC		371,818.34		371,818.34
40526	COMM	3137BSP64	FHLMCM 2.34% MAT	Interest	03/25/2026	07/25/2026	FHLMC			4,775.14	4,775.14
40526	COMM	3137BSP64	FHLMCM 2.34% MAT	Redemption	03/25/2026	07/25/2026	FHLMC		310,565.20		310,565.20
40905	COMM	3138LEC33	FNAM 2.38% MAT	Interest	03/25/2026	07/01/2026	FNMA			16,946.89	16,946.89
40905	COMM	3138LEC33	FNAM 2.38% MAT	Redemption	03/25/2026	07/01/2026	FNMA		19,327.60		19,327.60
41133	COMM	3137FYZG4	FHLMCM 0.861%	Interest	03/25/2026	06/25/2027	FHLMC			214.26	214.26
41133	COMM	3137FYZG4	FHLMCM 0.861%	Redemption	03/25/2026	06/25/2027	FHLMC		20,144.04		20,144.04
41164	COMM	3137FPJ55	FHLMCM 2.606%	Interest	03/25/2026	07/25/2027	FHLMC			13,997.78	13,997.78
41164	COMM	3137FPJ55	FHLMCM 2.606%	Redemption	03/25/2026	07/25/2027	FHLMC		522,967.21		522,967.21
41192	COMM	3137FBAB2	FHLMCM 3.038%	Interest	03/25/2026	08/25/2027	FHLMC			7,808.34	7,808.34
41192	COMM	3137FBAB2	FHLMCM 3.038%	Redemption	03/25/2026	08/25/2027	FHLMC		201,025.50		201,025.50
41222	COMM	3137H14A1	FHLMCM 0.854%	Interest	03/25/2026	01/25/2028	FHLMC			6,314.16	6,314.16
41222	COMM	3137H14A1	FHLMCM 0.854%	Redemption	03/25/2026	01/25/2028	FHLMC		418,045.14		418,045.14
41228	COMM	3136AUG21	FNAM 2.49552%	Interest	03/25/2026	10/25/2026	FNMA			31,300.48	31,300.48
41228	COMM	3136AUG21	FNAM 2.49552%	Redemption	03/25/2026	10/25/2026	FNMA		28,343.75		28,343.75
41319	COMM	3132XFD47	FHLMCM 2.1% MAT	Interest	03/25/2026	11/01/2026	FHLMC			24,500.00	24,500.00
41319	COMM	3132XFD47	FHLMCM 2.1% MAT	Redemption	03/25/2026	11/01/2026	FHLMC		1,804,464.24		1,804,464.24
41524	COMM	3133LJAN1	FHLM 1.5% MAT	Interest	03/25/2026	11/01/2031	FHLMC SINGLE			8,211.22	8,211.22
41524	COMM	3133LJAN1	FHLM 1.5% MAT	Redemption	03/25/2026	11/01/2031	FHLMC SINGLE		149,151.81		149,151.81
41525	COMM	3140QMJJ6	FNMAP 1.5% MAT	Interest	03/25/2026	11/01/2031	FNMA SINGLE			7,808.17	7,808.17
41525	COMM	3140QMJJ6	FNMAP 1.5% MAT	Redemption	03/25/2026	11/01/2031	FNMA SINGLE		173,010.30		173,010.30
41526	COMM	3140XDHF6	FNMAP 1.5% MAT	Interest	03/25/2026	09/01/2031	FNMA SINGLE			14,079.01	14,079.01
41526	COMM	3140XDHF6	FNMAP 1.5% MAT	Redemption	03/25/2026	09/01/2031	FNMA SINGLE		247,274.86		247,274.86
41675	COMM	3133LPUA3	FHLMC 1.5% MAT	Interest	03/25/2026	01/01/2032	FHLMC SINGLE			13,023.33	13,023.33
41675	COMM	3133LPUA3	FHLMC 1.5% MAT	Redemption	03/25/2026	01/01/2032	FHLMC SINGLE		210,343.32		210,343.32
41676	COMM	31418EAD2	FNMAP 1.5% MAT	Interest	03/25/2026	12/01/2031	FNMA SINGLE			11,239.07	11,239.07
41676	COMM	31418EAD2	FNMAP 1.5% MAT	Redemption	03/25/2026	12/01/2031	FNMA SINGLE		186,303.40		186,303.40
41791	COMM	3137FQ3Y7	FHLMCM 2.19% MAT	Interest	03/25/2026	07/25/2029	FHLMC			23,608.93	23,608.93

SANTA CLARA COUNTY INVESTMENTS
Transaction Activity Report
Sorted by Fund - Transaction Date

Investment #	Fund	CUSIP	Inv Descrip	TransactionType	TransactionDate	MaturityDate	Issuer	New Principal	Principal Paydowns	Interest	Total Cash
41791	COMM	3137FQ3Y7	FHLMCM 2.19% MAT	Redemption	03/25/2026	07/25/2029	FHLMC		337,494.57		337,494.57
41854	COMM	3138LDLP6	FNMA 2.75% MAT	Interest	03/25/2026	04/01/2026	FNMA			21,397.65	21,397.65
41854	COMM	3138LDLP6	FNMA 2.75% MAT	Redemption	03/25/2026	04/01/2026	FNMA		21,552.52		21,552.52
42046	COMM	3137H73W1	FHLMCM 2.75% MAT	Interest	03/25/2026	04/25/2027	FHLMC			11,111.72	11,111.72
42046	COMM	3137H73W1	FHLMCM 2.75% MAT	Redemption	03/25/2026	04/25/2027	FHLMC		69,047.00		69,047.00
42093	COMM	3137F1G44	FHLMCM 3.243% MAT	Interest	03/25/2026	04/25/2027	FHLMC			94,587.50	94,587.50
42093	COMM	3137F1G44	FHLMCM 3.243% MAT	Redemption	03/25/2026	04/25/2027	FHLMC		2,480,493.94		2,480,493.94
42099	COMM	3137BXQY1	FHLMCM 3.224% MAT	Interest	03/25/2026	03/25/2027	FHLMC			107,466.68	107,466.68
42099	COMM	3137BXQY1	FHLMCM 3.224% MAT	Redemption	03/25/2026	03/25/2027	FHLMC		3,021,354.85		3,021,354.85
42110	COMM	3137F2LJ3	FHLMCM 3.117% MAT	Interest	03/25/2026	06/25/2027	FHLMC			90,912.50	90,912.50
42110	COMM	3137F2LJ3	FHLMCM 3.117% MAT	Redemption	03/25/2026	06/25/2027	FHLMC		368,970.00		368,970.00
42111	COMM	3138LDYK3	FNMA 2.55% MAT	Interest	03/25/2026	07/01/2026	FNMA NOTES			68,751.04	68,751.04
42111	COMM	3138LDYK3	FNMA 2.55% MAT	Redemption	03/25/2026	07/01/2026	FNMA NOTES		107,386.20		107,386.20
42112	COMM	3138LFUJ5	FNMA 2.47% MAT	Interest	03/25/2026	10/01/2026	FNMA			38,422.22	38,422.22
42112	COMM	3138LFUJ5	FNMA 2.47% MAT	Redemption	03/25/2026	10/01/2026	FNMA		2,507,032.90		2,507,032.90
42120	COMM	3136AK2F9	FNMA 3.39768% MAT	Interest	03/25/2026	08/25/2026	FNMA			91,392.52	91,392.52
42120	COMM	3136AK2F9	FNMA 3.39768% MAT	Redemption	03/25/2026	08/25/2026	FNMA		73,604.81		73,604.81
42133	COMM	3138LD5W9	FNMA 2.625% MAT	Interest	03/25/2026	06/01/2026	FNMA			32,812.50	32,812.50
42133	COMM	3138LD5W9	FNMA 2.625% MAT	Redemption	03/25/2026	06/01/2026	FNMA		3,705,493.34		3,705,493.34
42137	COMM	3138LD5W9	FNMA 2.625% MAT	Interest	03/25/2026	06/01/2026	FNMA			32,812.50	32,812.50
42137	COMM	3138LD5W9	FNMA 2.625% MAT	Redemption	03/25/2026	06/01/2026	FNMA				0.00
42150	COMM	3137F1G44	FHLMCM 3.243% MAT	Interest	03/25/2026	04/25/2027	FHLMC			54,050.00	54,050.00
42150	COMM	3137F1G44	FHLMCM 3.243% MAT	Redemption	03/25/2026	04/25/2027	FHLMC				0.00
42151	COMM	3138LEC82	FNMA 2.57% MAT	Interest	03/25/2026	07/01/2026	FNMA			39,977.78	39,977.78
42151	COMM	3138LEC82	FNMA 2.57% MAT	Redemption	03/25/2026	07/01/2026	FNMA		3,965,553.07		3,965,553.07
42188	COMM	3140HV6S8	FNMA 2.19% MAT	Interest	03/25/2026	11/01/2026	FNMA			51,100.00	51,100.00
42188	COMM	3140HV6S8	FNMA 2.19% MAT	Redemption	03/25/2026	11/01/2026	FNMA		3,326,800.60		3,326,800.60
42205	COMM	3137FMD25	FHLMCM 2.875% MAT	Interest	03/25/2026	04/25/2026	FHLMC			19,005.03	19,005.03
42205	COMM	3137FMD25	FHLMCM 2.875% MAT	Redemption	03/25/2026	04/25/2026	FHLMC		6,074,482.12		6,074,482.12
42234	COMM	3138LD5W9	FNMA 2.625% MAT	Interest	03/25/2026	06/01/2026	FNMA			17,500.00	17,500.00
42234	COMM	3138LD5W9	FNMA 2.625% MAT	Redemption	03/25/2026	06/01/2026	FNMA				0.00
42757	COMM	3137FBAJ5	FHLMCM 3.281% MAT	Interest	03/25/2026	08/25/2027	FHLMC			29,255.59	29,255.59
42757	COMM	3137FBAJ5	FHLMCM 3.281% MAT	Redemption	03/25/2026	08/25/2027	FHLMC		576,061.34		576,061.34
42764	COMM	3137BYLDO	FHLMCM 3.288% MAT	Interest	03/25/2026	02/25/2027	FHLMC			54,800.00	54,800.00
42764	COMM	3137BYLDO	FHLMCM 3.288% MAT	Redemption	03/25/2026	02/25/2027	FHLMC		1,547,150.17		1,547,150.17
42910	COMM	3138LECC3	FNMA 2.42% MAT	Interest	03/25/2026	07/01/2026	FNMA NOTES			75,288.89	75,288.89
42910	COMM	3138LECC3	FNMA 2.42% MAT	Redemption	03/25/2026	07/01/2026	FNMA NOTES		7,689,380.45		7,689,380.45
42931	COMM	3132CW3F9	FHLMC 2.0% MAT	Interest	03/25/2026	12/01/2027	FHLMC			15,475.68	15,475.68
42931	COMM	3132CW3F9	FHLMC 2.0% MAT	Redemption	03/25/2026	12/01/2027	FHLMC		650,193.76		650,193.76
42949	COMM	3132XGQ74	FHLMCM 3.7% MAT	Interest	03/25/2026	11/01/2027	FHLMC			124,915.01	124,915.01
42949	COMM	3132XGQ74	FHLMCM 3.7% MAT	Redemption	03/25/2026	11/01/2027	FHLMC		75,805.20		75,805.20

SANTA CLARA COUNTY INVESTMENTS
Transaction Activity Report
Sorted by Fund - Transaction Date

Investment #	Fund	CUSIP	Inv Descrip	TransactionType	TransactionDate	MaturityDate	Issuer	New Principal	Principal Paydowns	Interest	Total Cash
43054	COMM	3137FEZT0	FHLMCM 3.725%	Interest	03/25/2026	12/25/2027	FHLMC			50,979.05	50,979.05
43054	COMM	3137FEZT0	FHLMCM 3.725%	Redemption	03/25/2026	12/25/2027	FHLMC		4,368,421.20		4,368,421.20
43080	COMM	3132XFLM8	FHLMCM 4.3% MAT	Interest	03/25/2026	02/01/2028	FHLMC			104,212.88	104,212.88
43080	COMM	3132XFLM8	FHLMCM 4.3% MAT	Redemption	03/25/2026	02/01/2028	FHLMC		1,398,986.47		1,398,986.47
43098	COMM	3140LJKS4	FNAMAM 4.54% MAT	Interest	03/25/2026	01/01/2028	FNMA			82,200.74	82,200.74
43098	COMM	3140LJKS4	FNAMAM 4.54% MAT	Redemption	03/25/2026	01/01/2028	FNMA		1,084,698.89		1,084,698.89
43105	COMM	30322KAE3	FREDM 0.88% MAT	Interest	03/25/2026	07/25/2026	FREDDIE MAC			14,440.32	14,440.32
43105	COMM	30322KAE3	FREDM 0.88% MAT	Redemption	03/25/2026	07/25/2026	FREDDIE MAC		44,537.91		44,537.91
43145	COMM	3140LJJN7	FNAMAM 4.385% MAT	Interest	03/25/2026	01/01/2028	FNMA			104,813.19	104,813.19
43145	COMM	3140LJJN7	FNAMAM 4.385% MAT	Redemption	03/25/2026	01/01/2028	FNMA		1,429,996.49		1,429,996.49
43162	COMM	3140LHFC9	FNAMAM 3.53% MAT	Interest	03/25/2026	09/01/2027	FNMA			68,638.89	68,638.89
43162	COMM	3140LHFC9	FNAMAM 3.53% MAT	Redemption	03/25/2026	09/01/2027	FNMA		1,371,706.80		1,371,706.80
43200	COMM	3140LJS23	FNAMAM 4.17% MAT	Interest	03/25/2026	02/01/2028	FNMA			81,083.33	81,083.33
43200	COMM	3140LJS23	FNAMAM 4.17% MAT	Redemption	03/25/2026	02/01/2028	FNMA		1,117,571.16		1,117,571.16
43268	COMM	3140LJX68	FNAMAM 4.225% MAT	Interest	03/25/2026	06/01/2028	FNMA			77,197.32	77,197.32
43268	COMM	3140LJX68	FNAMAM 4.225% MAT	Redemption	03/25/2026	06/01/2028	FNMA		898,747.61		898,747.61
43563	COMM	3140LLCB5	FNAMAM 4.62% MAT	Interest	03/25/2026	07/01/2028	FNMA			80,947.02	80,947.02
43563	COMM	3140LLCB5	FNAMAM 4.62% MAT	Redemption	03/25/2026	07/01/2028	FNMA		811,372.06		811,372.06
43597	COMM	3132XGW51	FHLMCM 4.21% MAT	Interest	03/25/2026	07/01/2028	FHLMC			48,586.20	48,586.20
43597	COMM	3132XGW51	FHLMCM 4.21% MAT	Redemption	03/25/2026	07/01/2028	FHLMC		523,156.53		523,156.53
43629	COMM	3132XGVS2	FREDM 5.1% MAT	Interest	03/25/2026	06/01/2028	FREDDIE MAC			108,194.80	108,194.80
43629	COMM	3132XGVS2	FREDM 5.1% MAT	Redemption	03/25/2026	06/01/2028	FREDDIE MAC		1,035,910.62		1,035,910.62
43636	COMM	3137HB3G7	FHLMCM 4.86% MAT	Interest	03/25/2026	10/25/2028	FHLMC			85,050.00	85,050.00
43636	COMM	3137HB3G7	FHLMCM 4.86% MAT	Redemption	03/25/2026	10/25/2028	FHLMC		688,260.18		688,260.18
43889	COMM	3132XFND6	FHLMC 5% MAT	Interest	03/25/2026	08/01/2028	FHLMC			159,934.44	159,934.44
43889	COMM	3132XFND6	FHLMC 5% MAT	Redemption	03/25/2026	08/01/2028	FHLMC		1,469,018.40		1,469,018.40
44063	COMM	3142FFGN1	FNAMAM 4.6% MAT	Interest	03/25/2026	01/01/2029	FNMA			143,111.11	143,111.11
44063	COMM	3142FFGN1	FNAMAM 4.6% MAT	Redemption	03/25/2026	01/01/2029	FNMA		1,200,627.75		1,200,627.75
44297	COMM	096919AD7	BMWOT 5.18% MAT	Interest	03/25/2026	02/26/2029	BMW VEHICLE			62,520.68	62,520.68
44297	COMM	096919AD7	BMWOT 5.18% MAT	Redemption	03/25/2026	02/26/2029	BMW VEHICLE		971,011.08		971,011.08
44491	COMM	3136B06Q4	FNMA 5.77% MAT	Interest	03/25/2026	04/25/2030	FNMA NOTES			15,406.21	15,406.21
44491	COMM	3136B06Q4	FNMA 5.77% MAT	Redemption	03/25/2026	04/25/2030	FNMA NOTES		8,601.73		8,601.73
44670	COMM	3138LMNE9	FNAMAM 5.766% MAT	Interest	03/25/2026	03/01/2028	FNMA			52,311.56	52,311.56
44670	COMM	3138LMNE9	FNAMAM 5.766% MAT	Redemption	03/25/2026	03/01/2028	FNMA		24,853.83		24,853.83
44805	COMM	313637Q52	FN 109476 MTG	Interest	03/25/2026	08/01/2028	FNMA			60,798.87	60,798.87
44805	COMM	313637Q52	FN 109476 MTG	Redemption	03/25/2026	08/01/2028	FNMA		33,185.46		33,185.46
45059	COMM	3137H74L4	FHLMC 5.30243%	Interest	03/25/2026	04/25/2030	FHLMC NOTES			66,866.41	66,866.41
45059	COMM	3137H74L4	FHLMC 5.30243%	Redemption	03/25/2026	04/25/2030	FHLMC NOTES		28,923.46		28,923.46
45093	COMM	3132XKXC6	FHLMC 4.39% MAT	Interest	03/25/2026	10/01/2029	FHLMC NOTES			68,288.89	68,288.89
45093	COMM	3132XKXC6	FHLMC 4.39% MAT	Redemption	03/25/2026	10/01/2029	FHLMC NOTES		466,438.64		466,438.64
45140	COMM	3132XKXC6-A	FHLMC 4.39% MAT	Interest	03/25/2026	10/01/2029	FHLMC NOTES			34,144.44	34,144.44

SANTA CLARA COUNTY INVESTMENTS
Transaction Activity Report
Sorted by Fund - Transaction Date

Investment #	Fund	CUSIP	Inv Descrip	TransactionType	TransactionDate	MaturityDate	Issuer	New Principal	Principal Paydowns	Interest	Total Cash
45140	COMM	3132XKXC6-A	FHLMC 4.39% MAT	Redemption	03/25/2026	10/01/2029	FHLMC NOTES		231,660.74		231,660.74
45367	COMM	096924AD7	BMWOT 4.56% MAT	Interest	03/25/2026	09/25/2029	BMW VEHICLE			95,000.00	95,000.00
45367	COMM	096924AD7	BMWOT 4.56% MAT	Redemption	03/25/2026	09/25/2029	BMW VEHICLE		589,878.79		589,878.79
45492	COMM	3132XKSM0	FREDM 4.5% MAT	Interest	03/25/2026	07/01/2029	FREDDIE MAC			84,962.50	84,962.50
45492	COMM	3132XKSM0	FREDM 4.5% MAT	Redemption	03/25/2026	07/01/2029	FREDDIE MAC		620,895.93		620,895.93
45607	COMM	3137HJ5Z6	FHLMCM 4.84268%	Interest	03/25/2026	09/25/2029	FHLMC			48,525.53	48,525.53
45607	COMM	3137HJ5Z6	FHLMCM 4.84268%	Redemption	03/25/2026	09/25/2029	FHLMC		3,867.15		3,867.15
45681	COMM	3137FMU67	FREDM 2.862% MAT	Interest	03/25/2026	05/25/2026	FREDDIE MAC			21,059.96	21,059.96
45681	COMM	3137FMU67	FREDM 2.862% MAT	Redemption	03/25/2026	05/25/2026	FREDDIE MAC		1,430,917.91		1,430,917.91
45706	COMM	3137HBPH1	FHLMCM 4.95268%	Interest	03/25/2026	01/25/2031	FHLMC			15,241.58	15,241.58
45706	COMM	3137HBPH1	FHLMCM 4.95268%	Redemption	03/25/2026	01/25/2031	FHLMC		5,581.14		5,581.14
46003	COMM	096912AD2	BMWLT 4.43% MAT	Interest	03/25/2026	06/26/2028	BMW VEHICLE			33,225.00	33,225.00
46003	COMM	096912AD2	BMWLT 4.43% MAT	Redemption	03/25/2026	06/26/2028	BMW VEHICLE		307,760.95		307,760.95
46077	COMM	3137HLY48	FHLMCM 4.404%	Interest	03/25/2026	04/25/2030	FHLMC			73,400.00	73,400.00
46077	COMM	3137HLY48	FHLMCM 4.404%	Redemption	03/25/2026	04/25/2030	FHLMC		387,027.29		387,027.29
46078	COMM	3137BS5N9	FHLMCM 2.72% MAT	Interest	03/25/2026	07/25/2026	FHLMC			65,256.39	65,256.39
46078	COMM	3137BS5N9	FHLMCM 2.72% MAT	Redemption	03/25/2026	07/25/2026	FHLMC		11,385,165.39		11,385,165.39
46079	COMM	3137BS5N9	FHLMCM 2.72% MAT	Interest	03/25/2026	07/25/2026	FHLMC			46,611.71	46,611.71
46079	COMM	3137BS5N9	FHLMCM 2.72% MAT	Redemption	03/25/2026	07/25/2026	FHLMC		8,132,260.99		8,132,260.99
46121	COMM	3132XDCK7	FREDM 4.15% MAT	Interest	03/25/2026	05/01/2030	FREDDIE MAC			79,659.05	79,659.05
46121	COMM	3132XDCK7	FREDM 4.15% MAT	Redemption	03/25/2026	05/01/2030	FREDDIE MAC		36,910.96		36,910.96
46143	COMM	3132XFUA4	FHLM 4.2% MAT	Interest	03/25/2026	10/01/2029	FHLMC SINGLE			33,548.67	33,548.67
46143	COMM	3132XFUA4	FHLM 4.2% MAT	Redemption	03/25/2026	10/01/2029	FHLMC SINGLE		240,582.77		240,582.77
46144	COMM	3140NYSV4	FNMA 4.47% MAT	Interest	03/25/2026	06/01/2030	FNMA NOTES			121,683.33	121,683.33
46144	COMM	3140NYSV4	FNMA 4.47% MAT	Redemption	03/25/2026	06/01/2030	FNMA NOTES		668,333.21		668,333.21
46171	COMM	3137HMC73	FHLMCM 4.84926%	Interest	03/25/2026	05/25/2030	FHLMC			81,767.93	81,767.93
46171	COMM	3137HMC73	FHLMCM 4.84926%	Redemption	03/25/2026	05/25/2030	FHLMC		4,659.25		4,659.25
46228	COMM	3140NY4X6	FNMDN 4.48% MAT	Interest	03/25/2026	07/01/2030	FNMA			107,516.02	107,516.02
46228	COMM	3140NY4X6	FNMDN 4.48% MAT	Redemption	03/25/2026	07/01/2030	FNMA		564,979.15		564,979.15
46238	COMM	3136B2HA3	FNMDN 3.354% MAT	Interest	03/25/2026	07/25/2028	FANNIE MAE			39,166.87	39,166.87
46238	COMM	3136B2HA3	FNMDN 3.354% MAT	Redemption	03/25/2026	07/25/2028	FANNIE MAE		16,600.27		16,600.27
46259	COMM	3140NYWE7	FNMA 4.245% MAT	Interest	03/25/2026	07/01/2030	FNMA			54,418.07	54,418.07
46259	COMM	3140NYWE7	FNMA 4.245% MAT	Redemption	03/25/2026	07/01/2030	FNMA		303,639.38		303,639.38
46304	COMM	3137HMCL2	FHLMCM 4.88% MAT	Interest	03/25/2026	06/25/2030	FHLMC			98,204.34	98,204.34
46304	COMM	3137HMCL2	FHLMCM 4.88% MAT	Redemption	03/25/2026	06/25/2030	FHLMC		894.90		894.90
46328	COMM	3140HRL35	FNMA 3.76% MAT	Interest	03/25/2026	11/01/2028	FNMA			116,977.78	116,977.78
46328	COMM	3140HRL35	FNMA 3.76% MAT	Redemption	03/25/2026	11/01/2028	FNMA		1,342,821.99		1,342,821.99
46352	COMM	3137H6MJ1	FHLMCM 4.68926%	Interest	03/25/2026	02/25/2029	FHLMC			42,431.18	42,431.18
46352	COMM	3137H6MJ1	FHLMCM 4.68926%	Redemption	03/25/2026	02/25/2029	FHLMC		15,064.48		15,064.48
46402	COMM	3140NW7H2	FNMA 5.005% MAT	Interest	03/25/2026	12/01/2029	FNMA			123,443.88	123,443.88
46402	COMM	3140NW7H2	FNMA 5.005% MAT	Redemption	03/25/2026	12/01/2029	FNMA		715,727.25		715,727.25

SANTA CLARA COUNTY INVESTMENTS
Transaction Activity Report
Sorted by Fund - Transaction Date

Investment #	Fund	CUSIP	Inv Descrip	TransactionType	TransactionDate	MaturityDate	Issuer	New Principal	Principal Paydowns	Interest	Total Cash
46526	COMM	3137H5Y35	FHLMCM	Interest	03/25/2026	01/25/2029	FHLMC			69,957.06	69,957.06
46526	COMM	3137H5Y35	FHLMCM	Redemption	03/25/2026	01/25/2029	FHLMC		23,016.51		23,016.51
46533	COMM	3140Q0LF7	FNMA 4.58% MAT	Interest	03/25/2026	09/01/2030	FNMA			100,258.74	100,258.74
46533	COMM	3140Q0LF7	FNMA 4.58% MAT	Redemption	03/25/2026	09/01/2030	FNMA		492,732.89		492,732.89
46541	COMM	3137H6MJ1-A	FHLMCM	Interest	03/25/2026	02/25/2029	FHLMC			53,038.98	53,038.98
46541	COMM	3137H6MJ1-A	FHLMCM	Redemption	03/25/2026	02/25/2029	FHLMC		18,830.60		18,830.60
46567	COMM	3132XKT72	FHLMC 4.26% MAT	Interest	03/25/2026	09/01/2029	FHLMC NOTES			114,464.70	114,464.70
46567	COMM	3132XKT72	FHLMC 4.26% MAT	Redemption	03/25/2026	09/01/2029	FHLMC NOTES		50,121.19		50,121.19
46624	COMM	3132XKT64	FHLMCM 4.26% MAT	Interest	03/25/2026	09/01/2029	FHLMC			115,387.21	115,387.21
46624	COMM	3132XKT64	FHLMCM 4.26% MAT	Redemption	03/25/2026	09/01/2029	FHLMC		49,446.60		49,446.60
46639	COMM	3132XKUD7	FHLMCM 4.26% MAT	Interest	03/25/2026	09/01/2029	FHLMC			115,966.66	115,966.66
46639	COMM	3132XKUD7	FHLMCM 4.26% MAT	Redemption	03/25/2026	09/01/2029	FHLMC		859,323.43		859,323.43
46640	COMM	3140NV4B0	FNMA 4.04% MAT	Interest	03/25/2026	09/01/2029	FNMA			122,320.43	122,320.43
46640	COMM	3140NV4B0	FNMA 4.04% MAT	Redemption	03/25/2026	09/01/2029	FNMA		964,341.90		964,341.90
46703	COMM	3132XKSP3	FREDM 3.83% MAT	Interest	03/25/2026	07/01/2029	FREDDIE MAC			68,335.71	68,335.71
46703	COMM	3132XKSP3	FREDM 3.83% MAT	Redemption	03/25/2026	07/01/2029	FREDDIE MAC		591,770.63		591,770.63
46759	COMM	3132XFYP7	FREDM 3.95% MAT	Interest	03/25/2026	07/01/2030	FREDDIE MAC			76,805.55	76,805.55
46759	COMM	3132XFYP7	FREDM 3.95% MAT	Redemption	03/25/2026	07/01/2030	FREDDIE MAC		450,062.83		450,062.83
46794	COMM	3137HNWJ3	FHLMCM 4.74% MAT	Interest	03/25/2026	09/25/2030	FHLMC			141,066.06	141,066.06
46794	COMM	3137HNWJ3	FHLMCM 4.74% MAT	Redemption	03/25/2026	09/25/2030	FHLMC		6,694.24		6,694.24
46895	COMM	3137H3KE1	FHLMCM 4.40185%	Interest	03/25/2026	09/25/2028	FHLMC			73,517.40	73,517.40
46895	COMM	3137H3KE1	FHLMCM 4.40185%	Redemption	03/25/2026	09/25/2028	FHLMC		15,850.80		15,850.80
46947	COMM	3132XK4Z7	FREDM 4.2% MAT	Interest	03/25/2026	07/01/2030	FREDDIE MAC			90,947.26	90,947.26
46947	COMM	3132XK4Z7	FREDM 4.2% MAT	Redemption	03/25/2026	07/01/2030	FREDDIE MAC		492,008.33		492,008.33
47069	COMM	3140Q1UR9	FNMA 4.16% MAT	Interest	03/25/2026	12/01/2030	FNMA			88,654.22	88,654.22
47069	COMM	3140Q1UR9	FNMA 4.16% MAT	Redemption	03/25/2026	12/01/2030	FNMA		442,227.80		442,227.80
47111	COMM	3140Q1ML1	FNMA 4.61% MAT	Interest	03/25/2026	12/01/2030	FNMA			143,422.22	143,422.22
47111	COMM	3140Q1ML1	FNMA 4.61% MAT	Redemption	03/25/2026	12/01/2030	FNMA		645,392.69		645,392.69
47126	COMM	3132XK5P8	FHLMC 4.2% MAT	Interest	03/25/2026	09/01/2030	FHLMC			114,333.33	114,333.33
47126	COMM	3132XK5P8	FHLMC 4.2% MAT	Redemption	03/25/2026	09/01/2030	FHLMC		589,267.50		589,267.50
47179	COMM	3132XGVQ6	FREDM 4.16% MAT	Interest	03/25/2026	07/01/2030	FREDDIE MAC			145,093.07	145,093.07
47179	COMM	3132XGVQ6	FREDM 4.16% MAT	Redemption	03/25/2026	07/01/2030	FREDDIE MAC		51,140.26		51,140.26
47179	COMM	3132XGVQ6	FREDM 4.16% MAT	Interest	03/25/2026	07/01/2030	FREDDIE MAC			-15,545.69	-15,545.69
47179	COMM	3132XGVQ6	FREDM 4.16% MAT	Redemption	03/25/2026	07/01/2030	FREDDIE MAC				0.00
47263	COMM	3140LGP71	FNMA 4.149% MAT	Interest	03/25/2026	06/01/2029	FNMA NOTES			132,272.71	132,272.71
47263	COMM	3140LGP71	FNMA 4.149% MAT	Redemption	03/25/2026	06/01/2029	FNMA NOTES		1,161,706.10		1,161,706.10
47263	COMM	3140LGP71	FNMA 4.149% MAT	Interest	03/25/2026	06/01/2029	FNMA NOTES			-108,652.58	-108,652.58
47263	COMM	3140LGP71	FNMA 4.149% MAT	Redemption	03/25/2026	06/01/2029	FNMA NOTES				0.00
47393	COMM	14178MCT3	CARGIL DISC NOTE	Purchase	03/26/2026	03/27/2026	CARGILL INC	49,994,944.44			-49,994,944.44
47392	COMM	16536JCT2	CHES DISC NOTE	Purchase	03/26/2026	03/27/2026	CHESHAM FINANCE	74,992,354.17			-74,992,354.17
47394	COMM	313385UU8	FHDN DISC NOTE	Purchase	03/26/2026	03/27/2026	FHLB DISCOUNT	249,974,930.55			-249,974,930.55

SANTA CLARA COUNTY INVESTMENTS
Transaction Activity Report
Sorted by Fund - Transaction Date

Investment #	Fund	CUSIP	Inv Descrip	TransactionType	TransactionDate	MaturityDate	Issuer	New Principal	Principal Paydowns	Interest	Total Cash
47395	COMM	313385UU8	FHDN DISC NOTE	Purchase	03/26/2026	03/27/2026	FHLB DISCOUNT	149,984,958.00			-149,984,958.00
47391	COMM	5148X1CT8	LANDES DISC NOTE	Purchase	03/26/2026	03/27/2026	LANDES	124,987,395.83			-124,987,395.83
47396	COMM	71344UGX1	PEPPP DISC NOTE	Purchase	03/26/2026	07/31/2026	PEPSICO INC	38,497,820.83			-38,497,820.83
47397	COMM	912797TE7	USTB DISC NOTE	Purchase	03/26/2026	06/25/2026	U S TREASURY BILL	99,086,208.00			-99,086,208.00
46944	COMM	82124MCS7	SRCPP DISC NOTE	Redemption	03/26/2026	03/26/2026	SHEFFIELD RECEIV		75,000,000.00		75,000,000.00
47384	COMM	5148X1CS0	LANDES DISC NOTE	Redemption	03/26/2026	03/26/2026	LANDES		125,000,000.00		125,000,000.00
47385	COMM	16536JCS4	CHES DISC NOTE	Redemption	03/26/2026	03/26/2026	CHESHAM FINANCE		75,000,000.00		75,000,000.00
47386	COMM	14178MCS5	CARGIL DISC NOTE	Redemption	03/26/2026	03/26/2026	CARGILL INC		50,000,000.00		50,000,000.00
47387	COMM	313385UT1	FHDN DISC NOTE	Redemption	03/26/2026	03/26/2026	FHLB DISCOUNT		250,000,000.00		250,000,000.00
47388	COMM	313385UT1	FHDN DISC NOTE	Redemption	03/26/2026	03/26/2026	FHLB DISCOUNT		150,000,000.00		150,000,000.00
47405	COMM	14178MCW6	CARGIL DISC NOTE	Purchase	03/27/2026	03/30/2026	CARGILL INC	49,984,833.33			-49,984,833.33
47404	COMM	16536JCW5	CHES DISC NOTE	Purchase	03/27/2026	03/30/2026	CHESHAM FINANCE	74,977,062.50			-74,977,062.50
47406	COMM	313385UX2	FHDN DISC NOTE	Purchase	03/27/2026	03/30/2026	FHLB DISCOUNT	249,925,000.00			-249,925,000.00
47407	COMM	313385UX2	FHDN DISC NOTE	Purchase	03/27/2026	03/30/2026	FHLB DISCOUNT	149,955,000.00			-149,955,000.00
47403	COMM	5148X1CW1	LANDES DISC NOTE	Purchase	03/27/2026	03/30/2026	LANDES	124,962,187.50			-124,962,187.50
47402	COMM	60701ACJ0	MIZBNK 3.9% MAT	Purchase	03/27/2026	07/17/2026	MIZUHO BANK	100,000,000.00			-100,000,000.00
47399	COMM	21684X7D2	RABO 3.85% MAT	Purchase	03/27/2026	07/17/2026	RABOBANK	75,000,000.00			-75,000,000.00
47391	COMM	5148X1CT8	LANDES DISC NOTE	Redemption	03/27/2026	03/27/2026	LANDES		125,000,000.00		125,000,000.00
47392	COMM	16536JCT2	CHES DISC NOTE	Redemption	03/27/2026	03/27/2026	CHESHAM FINANCE		75,000,000.00		75,000,000.00
47393	COMM	14178MCT3	CARGIL DISC NOTE	Redemption	03/27/2026	03/27/2026	CARGILL INC		50,000,000.00		50,000,000.00
47394	COMM	313385UU8	FHDN DISC NOTE	Redemption	03/27/2026	03/27/2026	FHLB DISCOUNT		250,000,000.00		250,000,000.00
47395	COMM	313385UU8	FHDN DISC NOTE	Redemption	03/27/2026	03/27/2026	FHLB DISCOUNT		150,000,000.00		150,000,000.00
44378	COMM	3130B1TW7	FHLB 5.59% MAT	Interest	03/27/2026	06/27/2028	FHLB NOTES			493,375.00	493,375.00
47410	COMM	14178MCX4	CARGIL DISC NOTE	Purchase	03/30/2026	03/31/2026	CARGILL INC	49,994,944.44			-49,994,944.44
47409	COMM	16536JCX3	CHES DISC NOTE	Purchase	03/30/2026	03/31/2026	CHESHAM FINANCE	74,992,354.17			-74,992,354.17
47411	COMM	313385UY0	FHDN DISC NOTE	Purchase	03/30/2026	03/31/2026	FHLB DISCOUNT	249,975,000.00			-249,975,000.00
47412	COMM	313385UY0	FHDN DISC NOTE	Purchase	03/30/2026	03/31/2026	FHLB DISCOUNT	149,985,000.00			-149,985,000.00
47383	COMM	3134HCE70	FHLMCC 4.55% MAT	Purchase	03/30/2026	03/28/2031	FHLMC CALLABLE	30,000,000.00			-30,000,000.00
47408	COMM	5148X1CX9	LANDES DISC NOTE	Purchase	03/30/2026	03/31/2026	LANDES	124,987,395.83			-124,987,395.83
41031	COMM	3130ALMM3	FEDERAL HOME	Redemption	03/30/2026	03/30/2026	FHLB NOTES		9,200,000.00		9,200,000.00
47403	COMM	5148X1CW1	LANDES DISC NOTE	Redemption	03/30/2026	03/30/2026	LANDES		125,000,000.00		125,000,000.00
47404	COMM	16536JCW5	CHES DISC NOTE	Redemption	03/30/2026	03/30/2026	CHESHAM FINANCE		75,000,000.00		75,000,000.00
47405	COMM	14178MCW6	CARGIL DISC NOTE	Redemption	03/30/2026	03/30/2026	CARGILL INC		50,000,000.00		50,000,000.00
47406	COMM	313385UX2	FHDN DISC NOTE	Redemption	03/30/2026	03/30/2026	FHLB DISCOUNT		250,000,000.00		250,000,000.00
47407	COMM	313385UX2	FHDN DISC NOTE	Redemption	03/30/2026	03/30/2026	FHLB DISCOUNT		150,000,000.00		150,000,000.00
41031	COMM	3130ALMM3	FEDERAL HOME	Interest	03/30/2026	03/30/2026	FHLB NOTES			46,000.00	46,000.00
47415	COMM	16536JD12	CHES DISC NOTE	Purchase	03/31/2026	04/01/2026	CHESHAM FINANCE	74,992,354.17			-74,992,354.17
47416	COMM	313385UZ7	FHDN DISC NOTE	Purchase	03/31/2026	04/01/2026	FHLB DISCOUNT	69,993,097.22			-69,993,097.22
47417	COMM	313385UZ7	FHDN DISC NOTE	Purchase	03/31/2026	04/01/2026	FHLB DISCOUNT	69,993,097.30			-69,993,097.30
47418	COMM	313397VY4	FREDN DISC NOTE	Purchase	03/31/2026	04/24/2026	FREDDIE MAC	99,765,330.00			-99,765,330.00
47414	COMM	5148X1D18	LANDES DISC NOTE	Purchase	03/31/2026	04/01/2026	LANDES	124,987,395.83			-124,987,395.83

SANTA CLARA COUNTY INVESTMENTS
Transaction Activity Report
Sorted by Fund - Transaction Date

Investment #	Fund	CUSIP	Inv Descrip	TransactionType	TransactionDate	MaturityDate	Issuer	New Principal	Principal Paydowns	Interest	Total Cash
40461	COMM	SYS40461	DGCXX 0.%	Purchase	03/31/2026		DREYFUS	100,000,000.00			-100,000,000.00
47408	COMM	5148X1CX9	LANDES DISC NOTE	Redemption	03/31/2026	03/31/2026	LANDES		125,000,000.00		125,000,000.00
47409	COMM	16536JCX3	CHES DISC NOTE	Redemption	03/31/2026	03/31/2026	CHESHAM FINANCE		75,000,000.00		75,000,000.00
47410	COMM	14178MCX4	CARGIL DISC NOTE	Redemption	03/31/2026	03/31/2026	CARGILL INC		50,000,000.00		50,000,000.00
47411	COMM	313385UY0	FHDN DISC NOTE	Redemption	03/31/2026	03/31/2026	FHLB DISCOUNT		250,000,000.00		250,000,000.00
47412	COMM	313385UY0	FHDN DISC NOTE	Redemption	03/31/2026	03/31/2026	FHLB DISCOUNT		150,000,000.00		150,000,000.00
41816	COMM	912828YG9	UNITED STATES	Interest	03/31/2026	09/30/2026	U.S. TREASURY			162,500.00	162,500.00
Totals for COMMINGLED POOL								44,230,643,578.	45,614,297,566.	69,698,303.81	1,453,352,291.3
Grand Total								44,230,643,578.	45,614,297,566.	69,698,303.81	1,453,352,291.3

Certificate Of Completion

Envelope Id: 9B878879-656A-4971-AC2A-3AABFFDEA27A

Status: Completed

Subject: Complete with Docusign: March 2026 Quarterly Investment Report- Schools and Special Districts.pdf

Department:

Budget Unit:

ISD Division:

Vendor:

Source Envelope:

Document Pages: 78

Signatures: 2

Envelope Originator:

Certificate Pages: 2

Initials: 0

Jacqueline Flippin

AutoNav: Enabled

2310 North First Street

Envelopeld Stamping: Enabled

San Jose, CA 95131

Time Zone: (UTC-08:00) Pacific Time (US & Canada)

Jacqueline.Flippin@fin.sccgov.org

IP Address: 146.74.1.99

Record Tracking

Status: Original

Holder: Jacqueline Flippin

Location: DocuSign

5/14/2026 10:28:38 AM

Jacqueline.Flippin@fin.sccgov.org

Signer Events

Signature

Timestamp

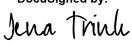
Jena Trinh

jena.trinh@fin.sccgov.org

Controller-Treasurer

County of Santa Clara

Security Level: Email, Account Authentication (None), Login with SSO

DocuSigned by:

 4DE661C9F91F4B8...

Sent: 5/14/2026 10:32:16 AM

Viewed: 5/14/2026 10:33:02 AM

Signed: 5/14/2026 10:51:30 AM

Signature Adoption: Pre-selected Style

Using IP Address: 146.74.1.99

Electronic Record and Signature Disclosure:

Not Offered via Docusign

Margaret Olaiya

margaret.olaiya@fin.sccgov.org

Director of Finance.

County of Santa Clara

Security Level: Email, Account Authentication (None), Login with SSO

DocuSigned by:

 88C20E0A14E143D...

Sent: 5/14/2026 10:51:32 AM

Viewed: 5/14/2026 12:11:04 PM

Signed: 5/14/2026 12:11:14 PM

Signature Adoption: Pre-selected Style

Using IP Address: 146.74.1.99

Electronic Record and Signature Disclosure:

Not Offered via Docusign

In Person Signer Events

Signature

Timestamp

Editor Delivery Events

Status

Timestamp

Agent Delivery Events

Status

Timestamp

Intermediary Delivery Events

Status

Timestamp

Certified Delivery Events

Status

Timestamp

Carbon Copy Events

Status

Timestamp

Brett Thunstrom

brett.thunstrom@fin.sccgov.org

County Treasury Administrator

County of Santa Clara

Security Level: Email, Account Authentication (None), Login with SSO

COPIED

Sent: 5/14/2026 10:32:16 AM

Viewed: 5/14/2026 10:37:21 AM

Carbon Copy Events	Status	Timestamp
--------------------	--------	-----------

Electronic Record and Signature Disclosure:
Not Offered via DocuSign

Anthony Orozco
Anthony.Orozco@fin.sccgov.org
Executive Assistant II - Confidential Clerical
County of Santa Clara
Security Level: Email, Account Authentication (None)

COPIED

Sent: 5/14/2026 12:11:15 PM

Electronic Record and Signature Disclosure:
Not Offered via DocuSign

Jacqueline Flippin
Jacqueline.Flippin@fin.sccgov.org
Fixed Income Portfolio Manager
County of Santa Clara
Security Level: Email, Account Authentication (None)

COPIED

Sent: 5/14/2026 12:11:16 PM

Electronic Record and Signature Disclosure:
Not Offered via DocuSign

Witness Events	Signature	Timestamp
----------------	-----------	-----------

Notary Events	Signature	Timestamp
---------------	-----------	-----------

Envelope Summary Events	Status	Timestamps
-------------------------	--------	------------

Envelope Sent	Hashed/Encrypted	5/14/2026 10:32:16 AM
Certified Delivered	Security Checked	5/14/2026 12:11:04 PM
Signing Complete	Security Checked	5/14/2026 12:11:14 PM
Completed	Security Checked	5/14/2026 12:11:16 PM

Payment Events	Status	Timestamps
----------------	--------	------------